

**TABLE CC-5
CIRCUIT COURT**

CIVIL-GENERAL FILINGS AND TERMINATIONS

**Combined Original and Reopened Cases
3 Year Comparative Table: Fiscal Years 2003 - 2005**

	2003		2004		2005	
	Filings	Terminations	Filings	Terminations	Filings	Terminations
First Circuit	2,514	2,306	2,517	2,414	2,598	2,673
Dorchester	377	360	359	323	352	410
Somerset	294	258	360	330	385	407
Wicomico	857	755	802	817	823	860
Worcester	986	933	996	944	1,038	996

	2003		2004		2005	
	Filings	Terminations	Filings	Terminations	Filings	Terminations
Second Circuit	2,474	2,138	2,463	2,266	2,477	2,614
Caroline	287	206	251	253	271	336
Cecil	1,176	987	1,240	1,047	1,176	1,234
Kent	190	175	230	218	203	186
Queen Anne's	491	482	463	458	501	551
Talbot	330	288	279	290	326	307

	2003		2004		2005	
	Filings	Terminations	Filings	Terminations	Filings	Terminations
Third Circuit	10,898	9,762	11,041	10,057	10,381	10,847
Baltimore	9,039	8,398	9,166	8,636	8,619	9,222
Harford	1,859	1,364	1,875	1,421	1,762	1,625

	2003		2004		2005	
	Filings	Terminations	Filings	Terminations	Filings	Terminations
Fourth Circuit	2,461	2,361	2,296	2,184	2,440	2,490
Allegany	1,004	1,008	989	944	1,109	1,153
Garrett	238	215	243	206	298	264
Washington	1,219	1,138	1,064	1,034	1,033	1,073

CIVIL-GENERAL FILINGS AND TERMINATIONS, page 2

	2003		2004		2005	
	Filings	Terminations	Filings	Terminations	Filings	Terminations
Fifth Circuit	10,411	10,059	9,713	10,953	9,134	9,790
Anne Arundel	7,055	6,805	6,615	7,974	5,973	6,688
Carroll	1,502	1,490	1,203	1,094	1,251	1,126
Howard	1,854	1,764	1,895	1,885	1,910	1,976

	2003		2004		2005	
	Filings	Terminations	Filings	Terminations	Filings	Terminations
Sixth Circuit	15,538	15,409	14,275	14,524	14,576	15,032
Frederick	1,481	1,231	1,393	1,309	1,501	1,629
Montgomery	14,057	14,178	12,882	13,215	13,075	13,403

	2003		2004		2005	
	Filings	Terminations	Filings	Terminations	Filings	Terminations
Seventh Circuit	15,160	15,062	14,362	13,771	12,772	12,491
Calvert	837	767	828	698	732	746
Charles	1,553	1,334	1,502	1,479	1,368	1,482
Prince George's	12,017	12,198	11,330	10,901	10,017	9,617
St. Mary's	753	763	702	693	655	646

	2003		2004		2005	
	Filings	Terminations	Filings	Terminations	Filings	Terminations
Eighth Circuit	17,720	14,602	17,977	13,768	17,952	17,198
Baltimore City	17,720	14,602	17,977	13,768	17,952	17,198

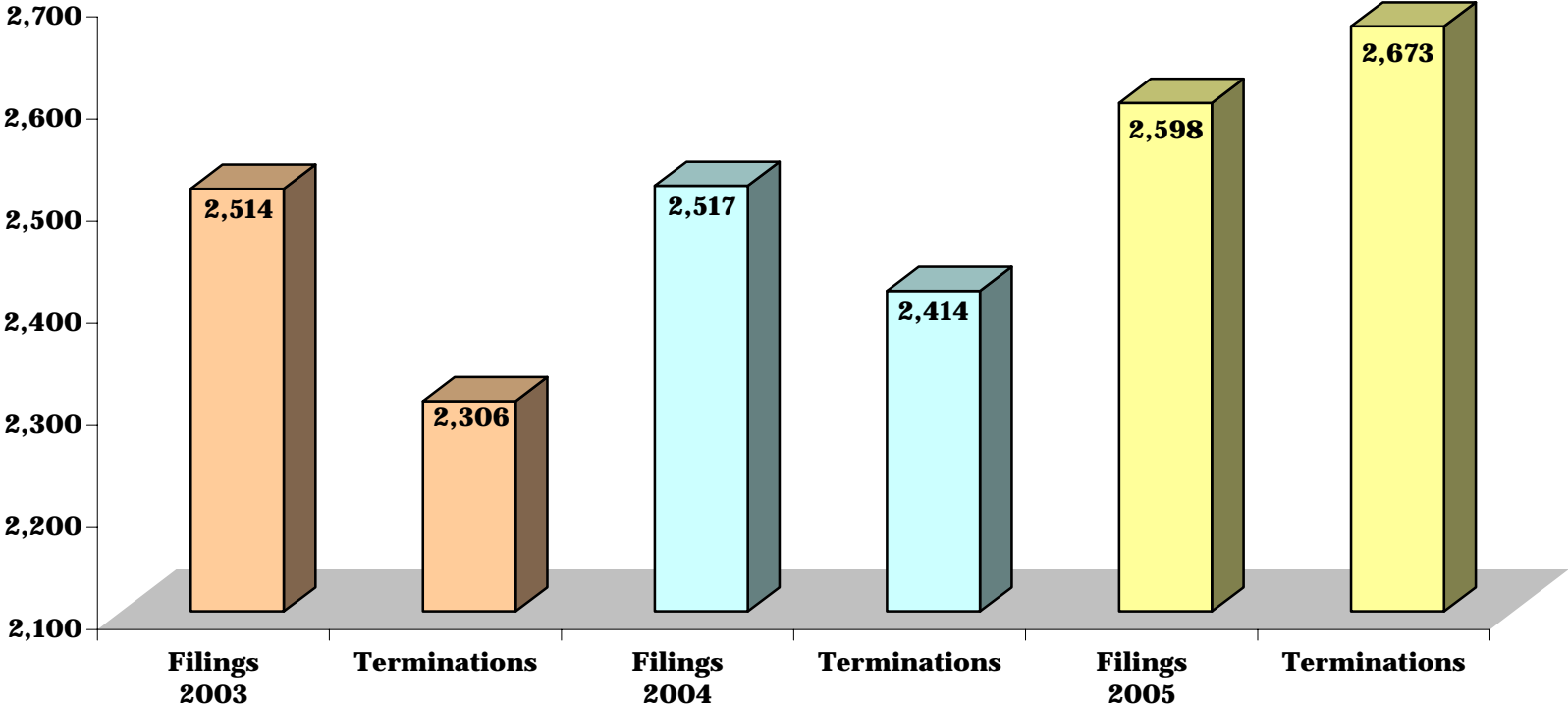
	2003		2004		2005	
	Filings	Terminations	Filings	Terminations	Filings	Terminations
STATE TOTALS	77,176	71,699	74,644	69,937	72,330	73,135

**CHART CC-5.1
CIRCUIT COURT**

**1st CIRCUIT
Dorchester, Somerset, Wicomico and Worcester Counties**

CIVIL-GENERAL FILINGS AND TERMINATIONS

3 Year Comparative Data: Fiscal Years 2003 - 2005

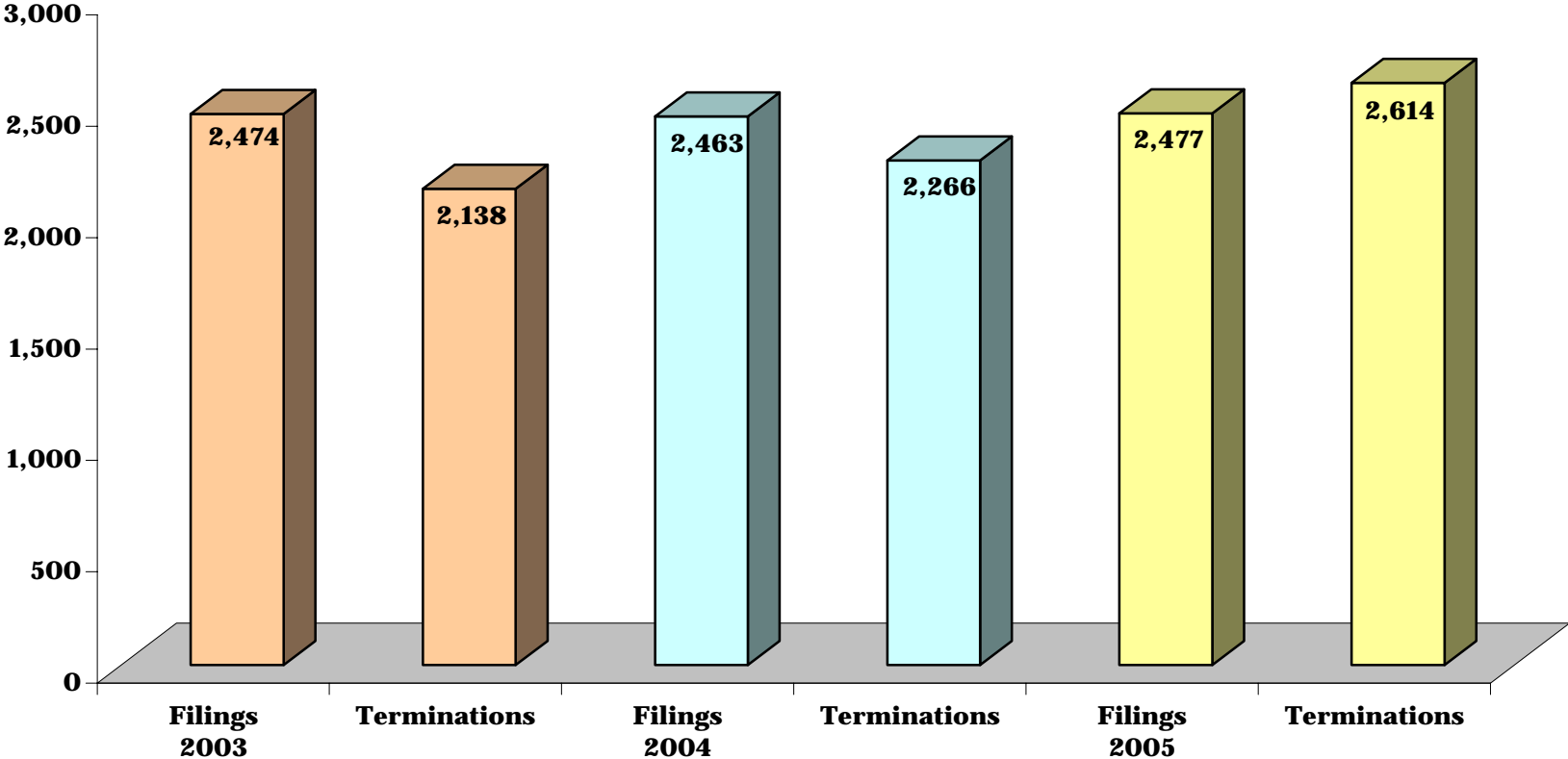


**CHART CC-5.2
CIRCUIT COURT**

**2nd CIRCUIT
Caroline, Cecil, Kent, Queen Anne's and Talbot's Counties**

CIVIL-GENERAL FILINGS AND TERMINATIONS

3 Year Comparative Data: Fiscal Years 2003 - 2005

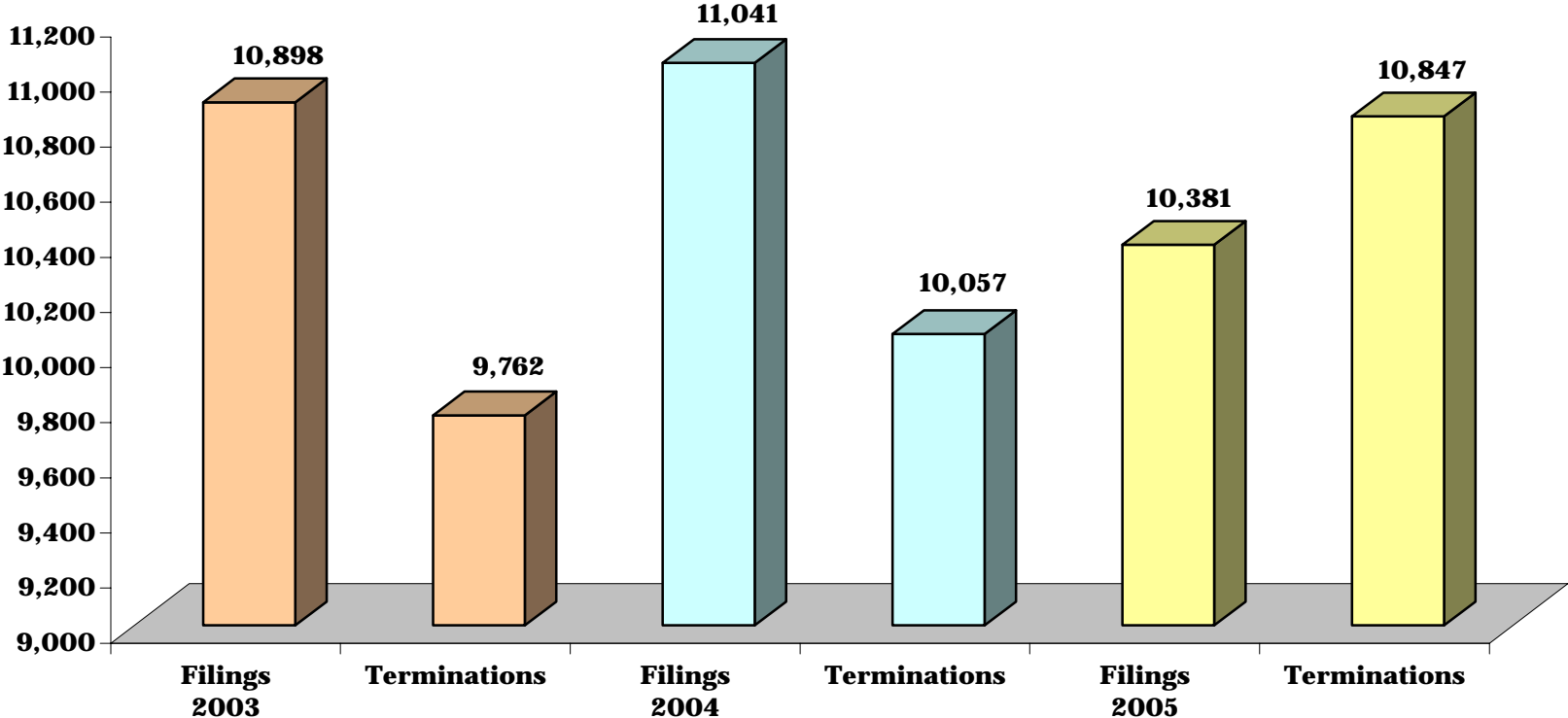


**CHART CC-5.3
CIRCUIT COURT**

**3rd CIRCUIT
Baltimore and Harford Counties**

CIVIL-GENERAL FILINGS AND TERMINATIONS

3 Year Comparative Data: Fiscal Years 2003 - 2005

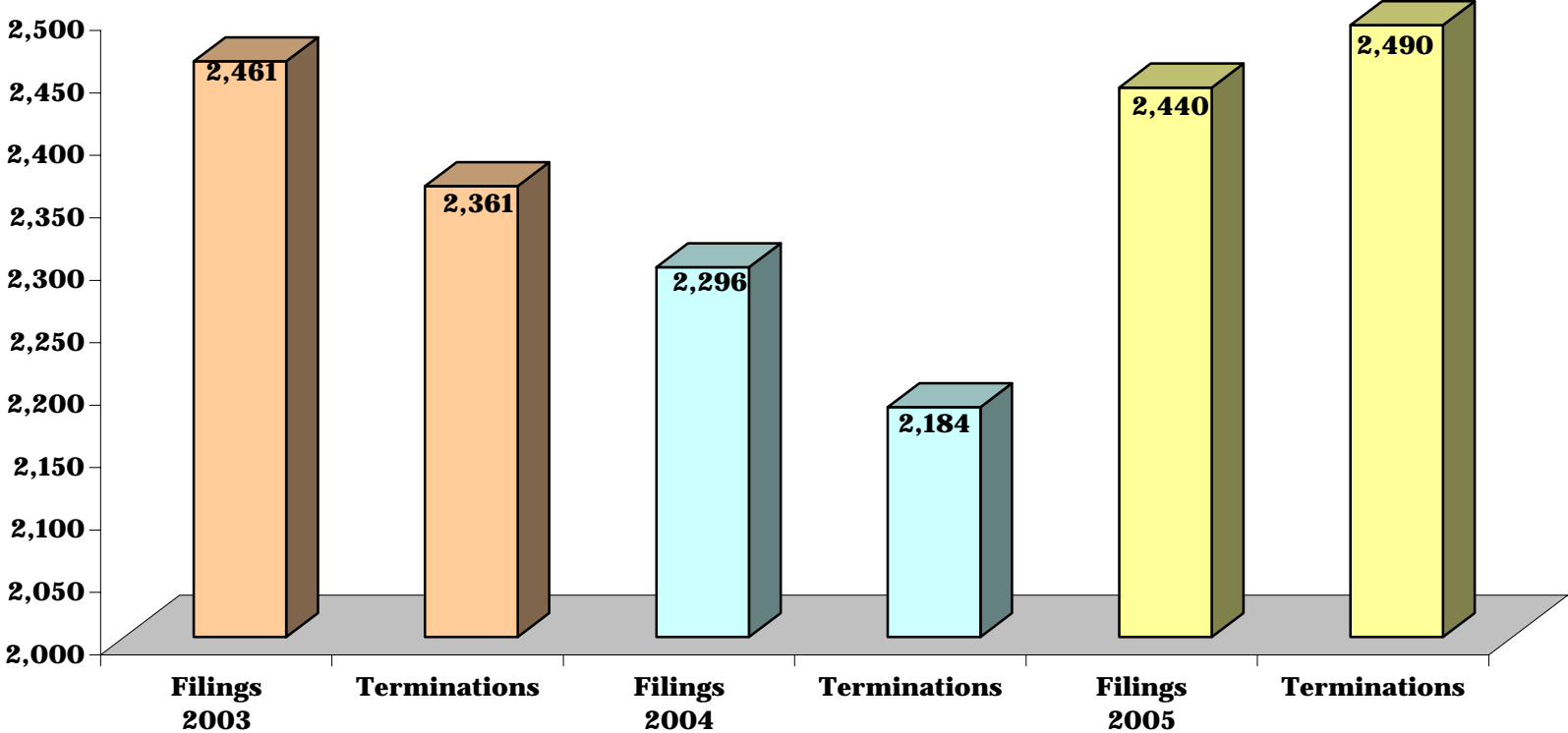


**CHART CC-5.4
CIRCUIT COURT**

**4th CIRCUIT
Allegany, Garrett and Washington Counties**

CIVIL-GENERAL FILINGS AND TERMINATIONS

3 Year Comparative Data: Fiscal Years 2003 - 2005

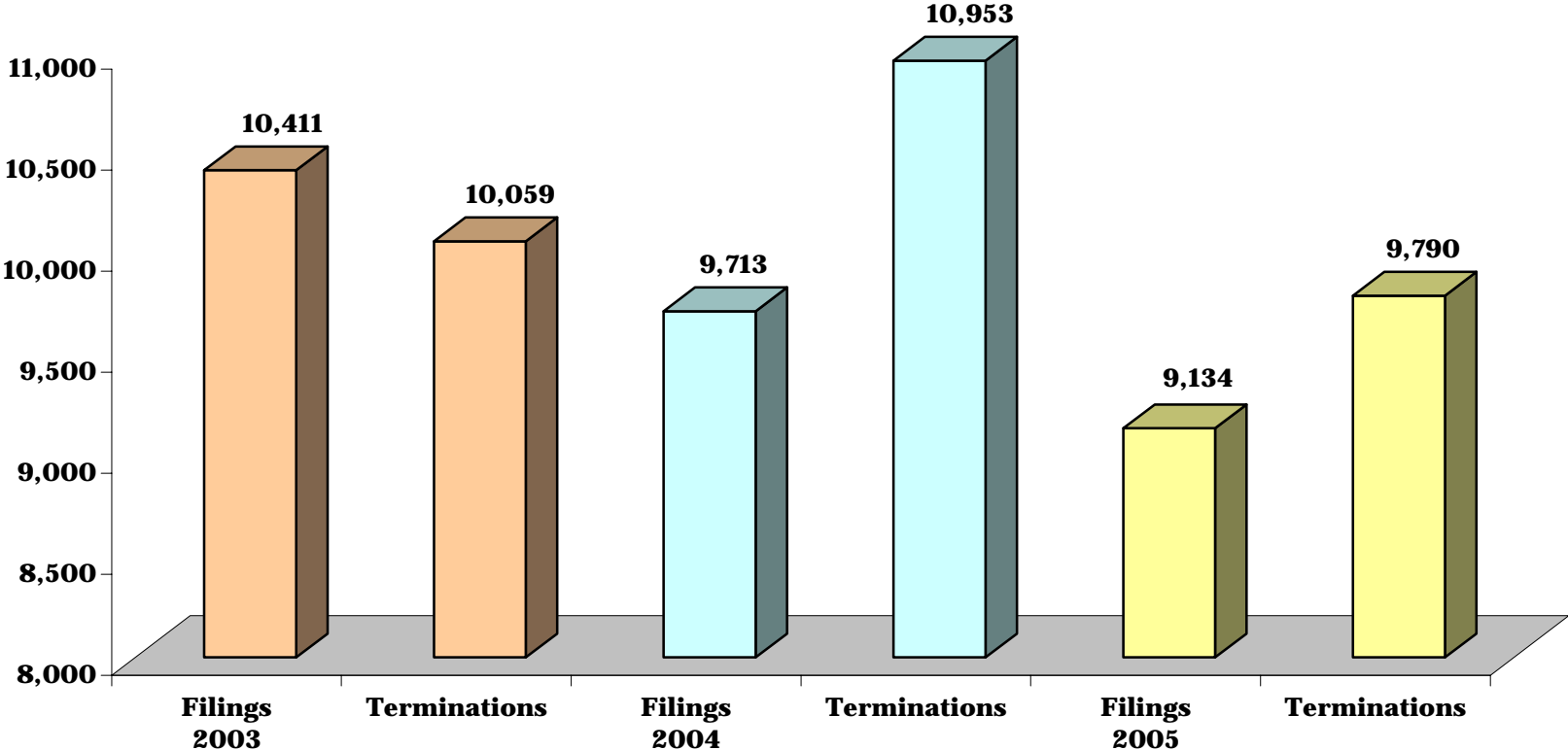


**CHART CC-5.5
CIRCUIT COURT**

**5th CIRCUIT
Anne Arundel, Carroll and Howard Counties**

CIVIL-GENERAL FILINGS AND TERMINATIONS

3 Year Comparative Data: Fiscal Years 2003 - 2005

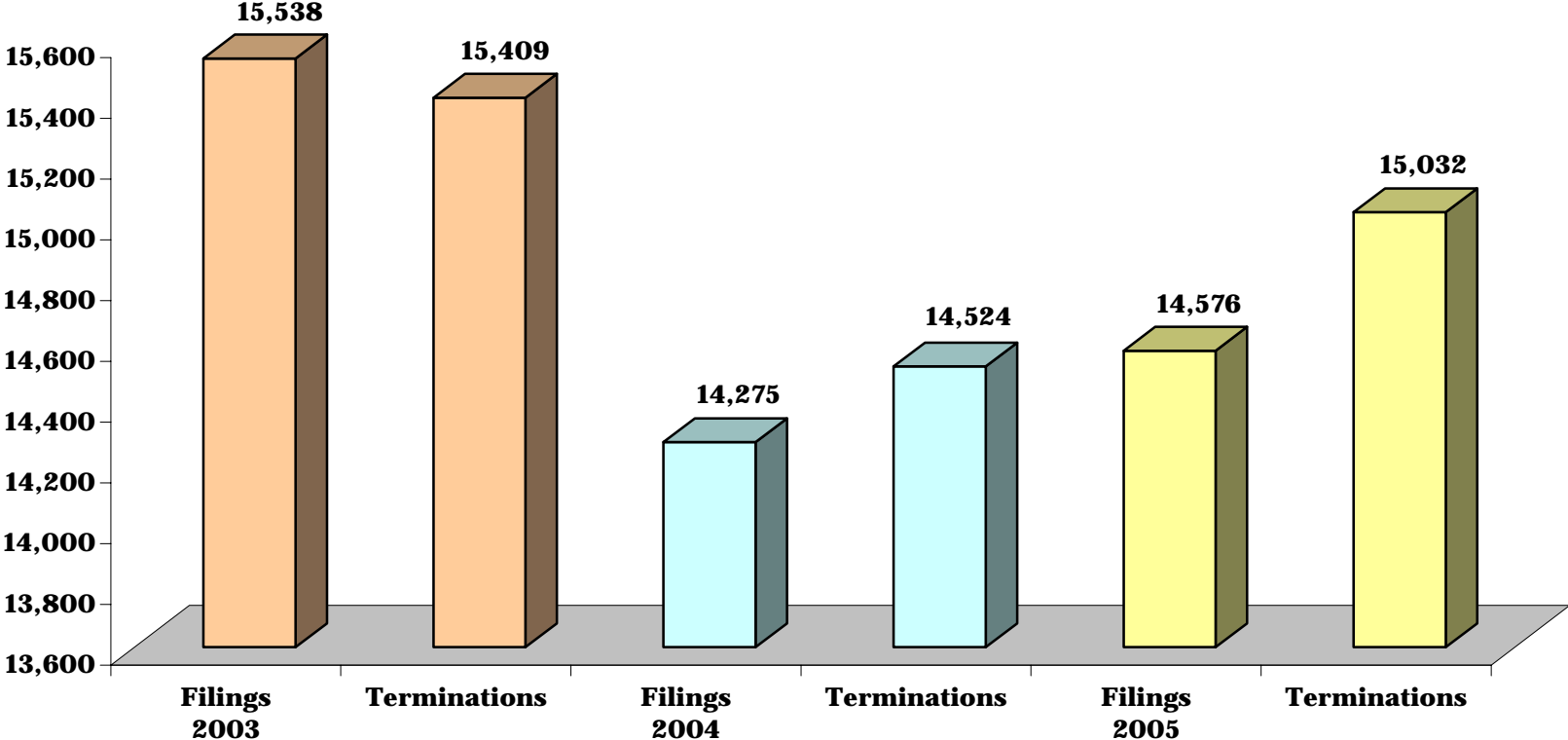


**CHART CC-5.6
CIRCUIT COURT**

**6th CIRCUIT
Frederick and Montgomery Counties**

CIVIL-GENERAL FILINGS AND TERMINATIONS

3 Year Comparative Data: Fiscal Years 2003 - 2005

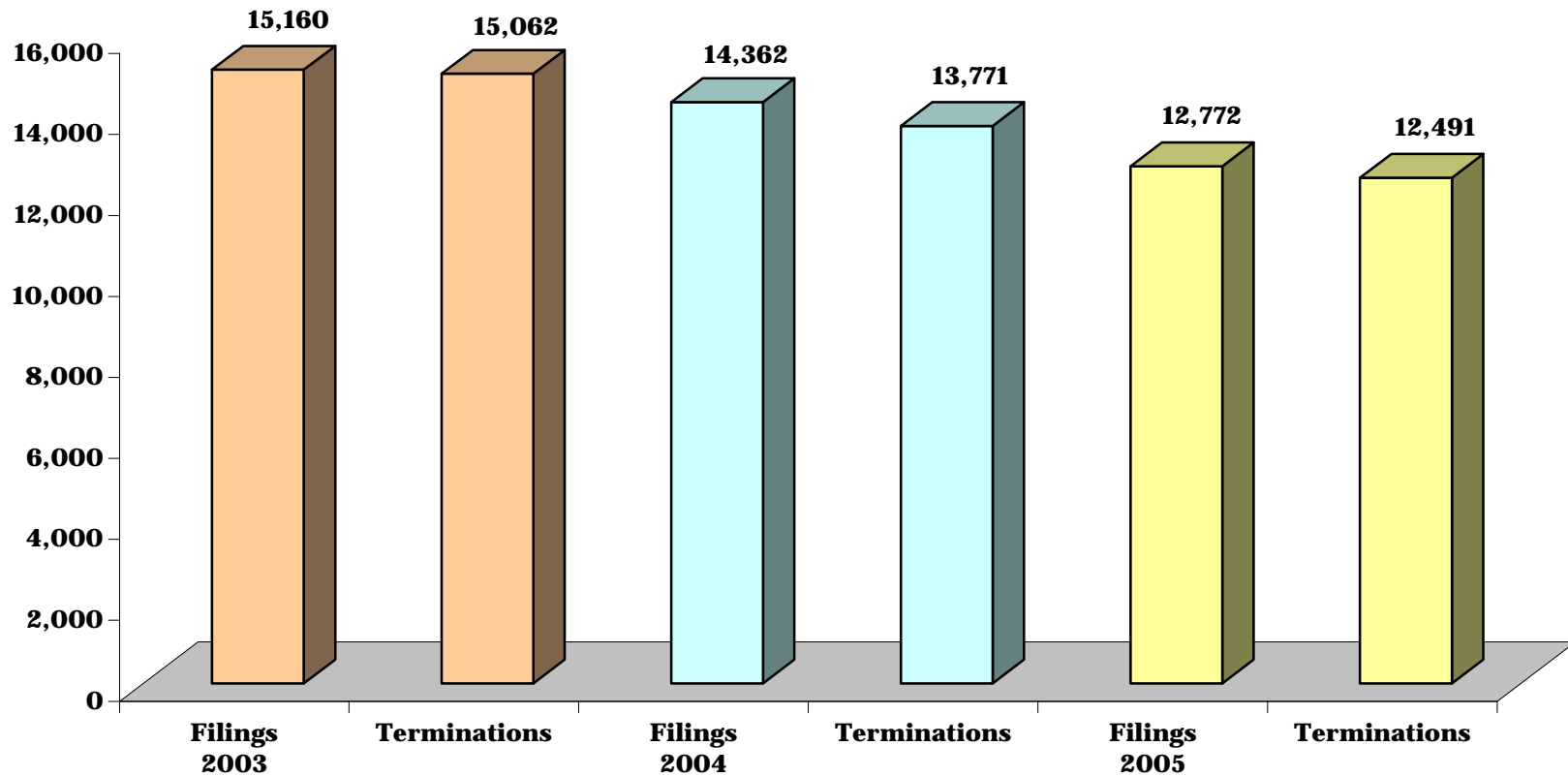


**CHART CC-5.7
CIRCUIT COURT**

**7th CIRCUIT
Calvert, Charles, Prince George's and St. Mary's Counties**

CIVIL-GENERAL FILINGS AND TERMINATIONS

3 Year Comparative Data: Fiscal Years 2003 - 2005

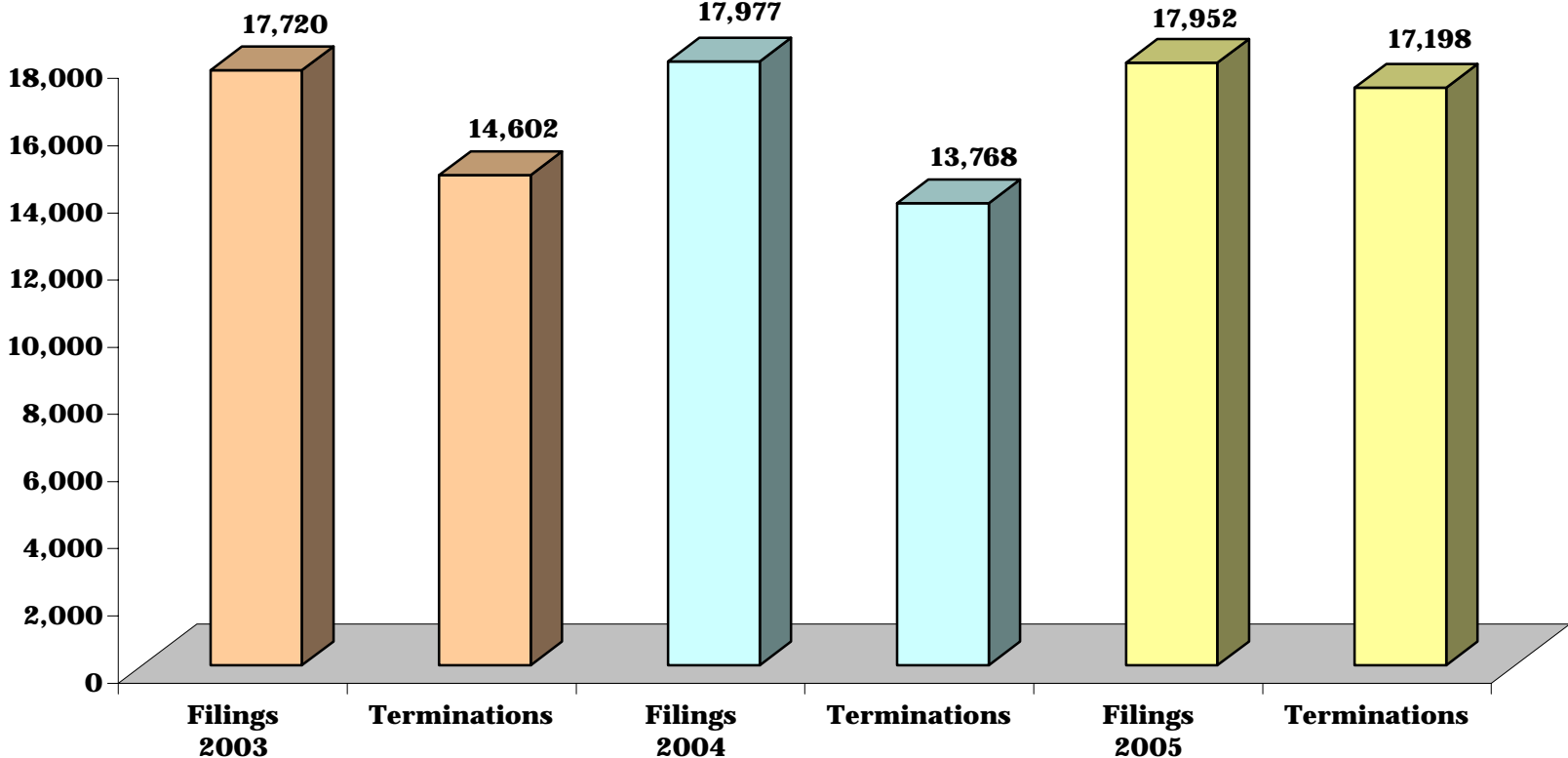


**CHART CC-5.8
CIRCUIT COURT**

**8th CIRCUIT
Baltimore City**

CIVIL-GENERAL FILINGS AND TERMINATIONS

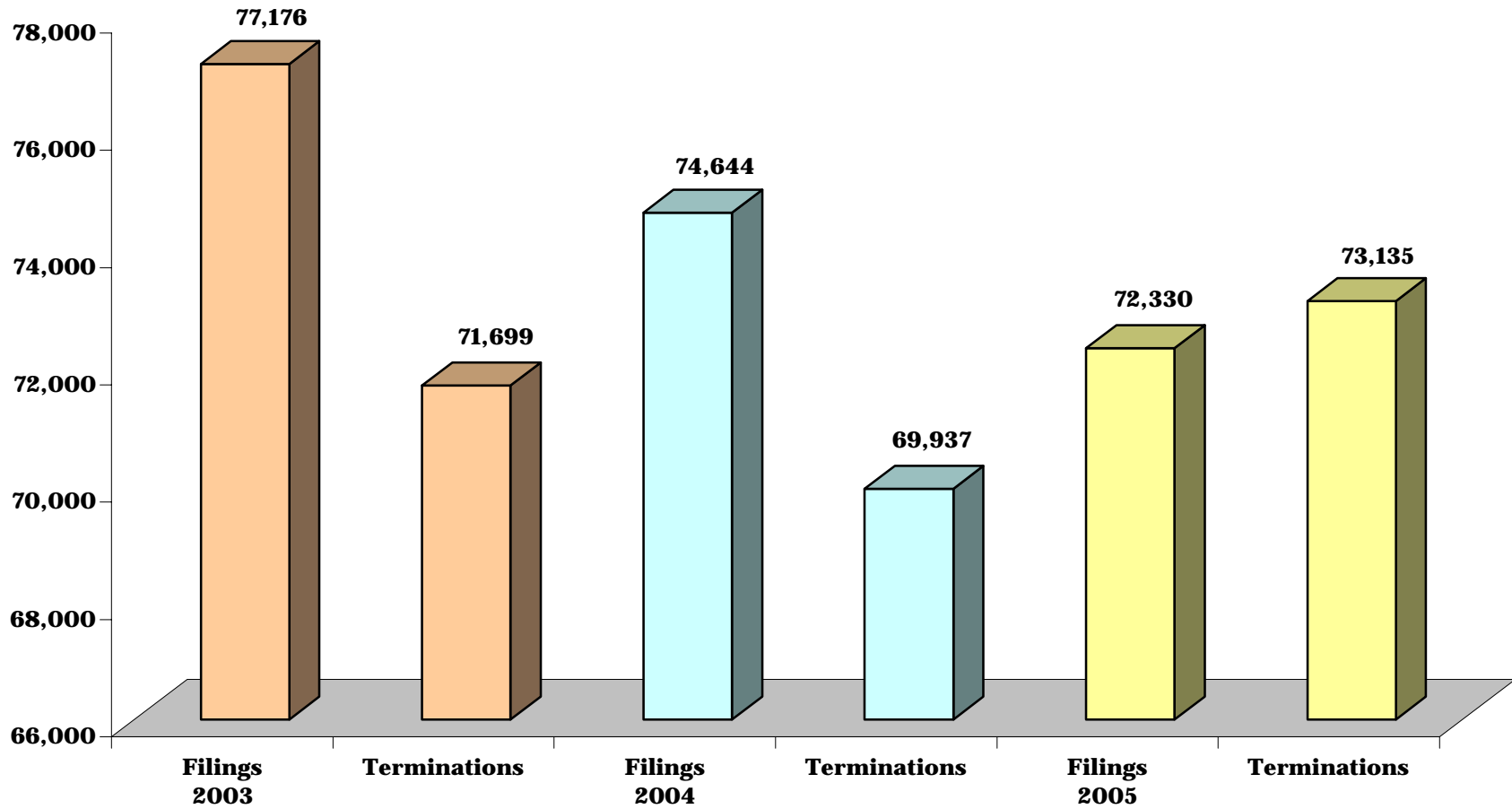
3 Year Comparative Data: Fiscal Years 2003 - 2005



**CHART CC-5.9
CIRCUIT COURT**

**STATE TOTALS
CIVIL-GENERAL FILINGS AND TERMINATIONS**

3 Year Comparative Data: Fiscal Years 2003 - 2005



**TABLE CC-6
CIRCUIT COURT**

CIVIL-FAMILY FILINGS AND TERMINATIONS

**Filed and Terminated
3 Year Comparative Table: Fiscal Years 2003 - 2005**

	2003		2004		2005	
	Filings	Terminations	Filings	Terminations	Filings	Terminations
First Circuit	6,824	5,959	6,123	5,907	5,932	5,721
Dorchester	1,054	959	1,086	1,057	1,018	984
Somerset	1,112	1,054	1,083	1,051	1,117	1,155
Wicomico	2,629	2,281	1,870	1,793	2,000	1,953
Worcester	2,029	1,665	2,084	2,006	1,797	1,629

	2003		2004		2005	
	Filings	Terminations	Filings	Terminations	Filings	Terminations
Second Circuit	6,667	5,764	5,461	5,409	5,518	5,496
Caroline	1,043	810	1,003	1,136	971	891
Cecil	3,617	3,243	2,736	2,611	2,718	2,945
Kent	520	502	536	459	556	564
Queen Anne's	585	561	513	541	547	505
Talbot	902	648	673	662	726	591

	2003		2004		2005	
	Filings	Terminations	Filings	Terminations	Filings	Terminations
Third Circuit	14,863	12,773	13,169	9,838	13,371	13,918
Baltimore	10,443	9,773	9,189	7,372	9,245	9,366
Harford	4,420	3,000	3,980	2,466	4,126	4,552

	2003		2004		2005	
	Filings	Terminations	Filings	Terminations	Filings	Terminations
Fourth Circuit	6,621	6,085	6,356	5,895	7,018	6,784
Allegany	1,474	1,435	1,470	1,356	1,796	1,668
Garrett	580	562	630	631	617	568
Washington	4,567	4,088	4,256	3,908	4,605	4,548

CIVIL-FAMILY FILINGS AND TERMINATIONS, page 2

	2003		2004		2005	
	Filings	Terminations	Filings	Terminations	Filings	Terminations
Fifth Circuit	11,683	10,578	12,573	13,648	12,057	13,154
Anne Arundel	6,610	5,774	8,270	9,451	7,593	9,047
Carroll	2,618	2,502	1,979	1,801	2,038	1,877
Howard	2,455	2,302	2,324	2,396	2,426	2,230

	2003		2004		2005	
	Filings	Terminations	Filings	Terminations	Filings	Terminations
Sixth Circuit	14,569	13,732	14,455	13,439	14,416	14,061
Frederick	3,202	2,512	3,322	2,600	3,302	2,996
Montgomery	11,367	11,220	11,133	10,839	11,114	11,065

	2003		2004		2005	
	Filings	Terminations	Filings	Terminations	Filings	Terminations
Seventh Circuit	22,508	20,702	22,567	21,391	22,000	21,861
Calvert	2,300	1,950	2,338	2,105	2,869	2,789
Charles	3,582	3,308	3,033	2,894	3,114	2,914
Prince George's	14,698	13,736	14,993	14,366	13,995	14,202
St. Mary's	1,928	1,708	2,203	2,026	2,022	1,956

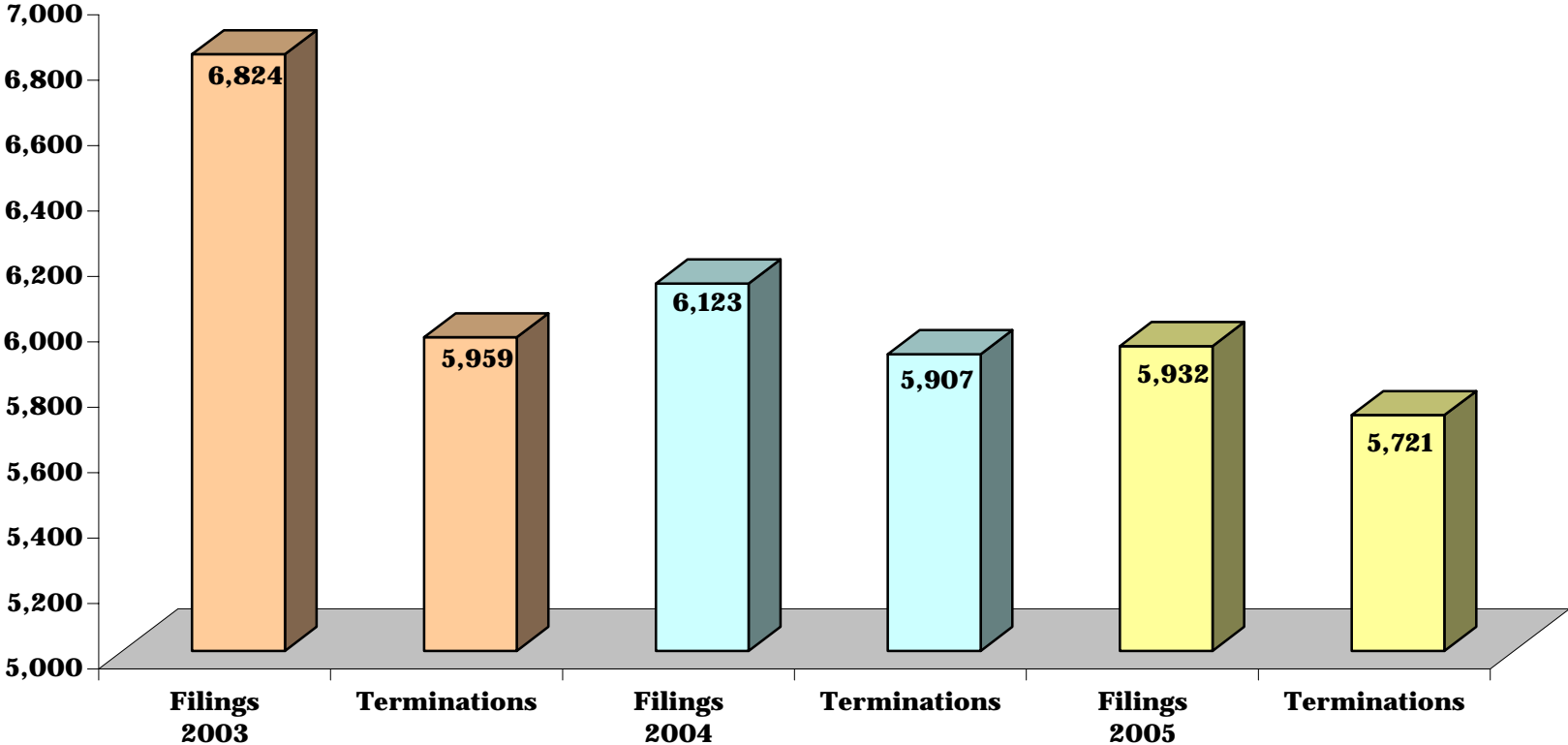
	2003		2004		2005	
	Filings	Terminations	Filings	Terminations	Filings	Terminations
Eighth Circuit	11,027	10,517	11,923	10,830	11,384	15,253
Baltimore City	11,027	10,517	11,923	10,830	11,384	15,253

	2003		2004		2005	
	Filings	Terminations	Filings	Terminations	Filings	Terminations
STATE TOTALS	94,762	86,110	92,627	86,357	91,696	96,248

**CHART CC-6.1
CIRCUIT COURT**

**1st CIRCUIT
Dorchester, Somerset, Wicomico and Worcester Counties**

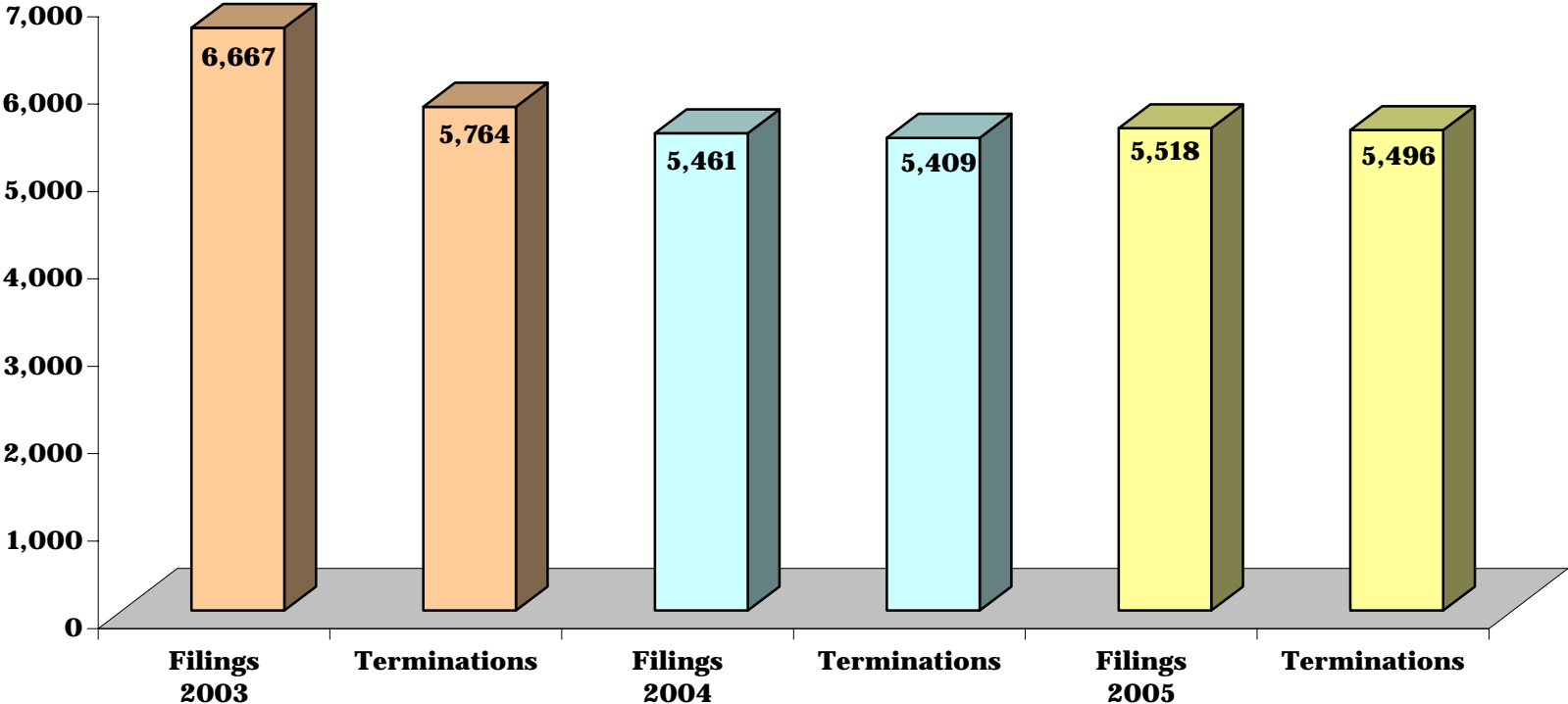
**CIVIL-FAMILY FILINGS AND TERMINATIONS
3 Year Comparative Data: Fiscal Years 2003 - 2005**



**CHART CC-6.2
CIRCUIT COURT**

**2nd CIRCUIT
Caroline, Cecil, Kent, Queen Anne's and Talbot Counties**

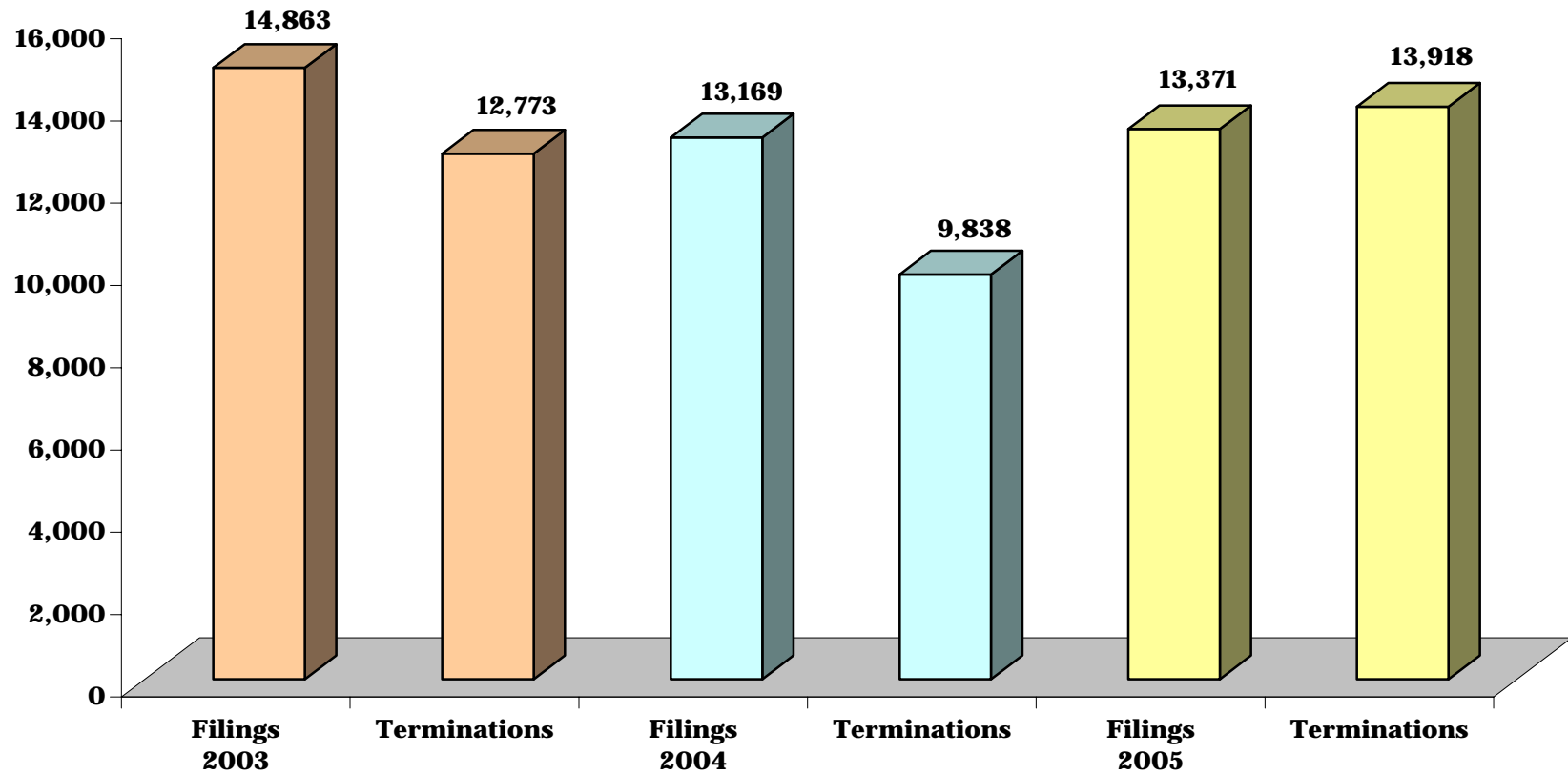
**CIVIL-FAMILY FILINGS AND TERMINATIONS
3 Year Comparative Data: Fiscal Years 2003 - 2005**



**CHART CC-6.3
CIRCUIT COURT**

**3rd CIRCUIT
Baltimore and Harford Counties**

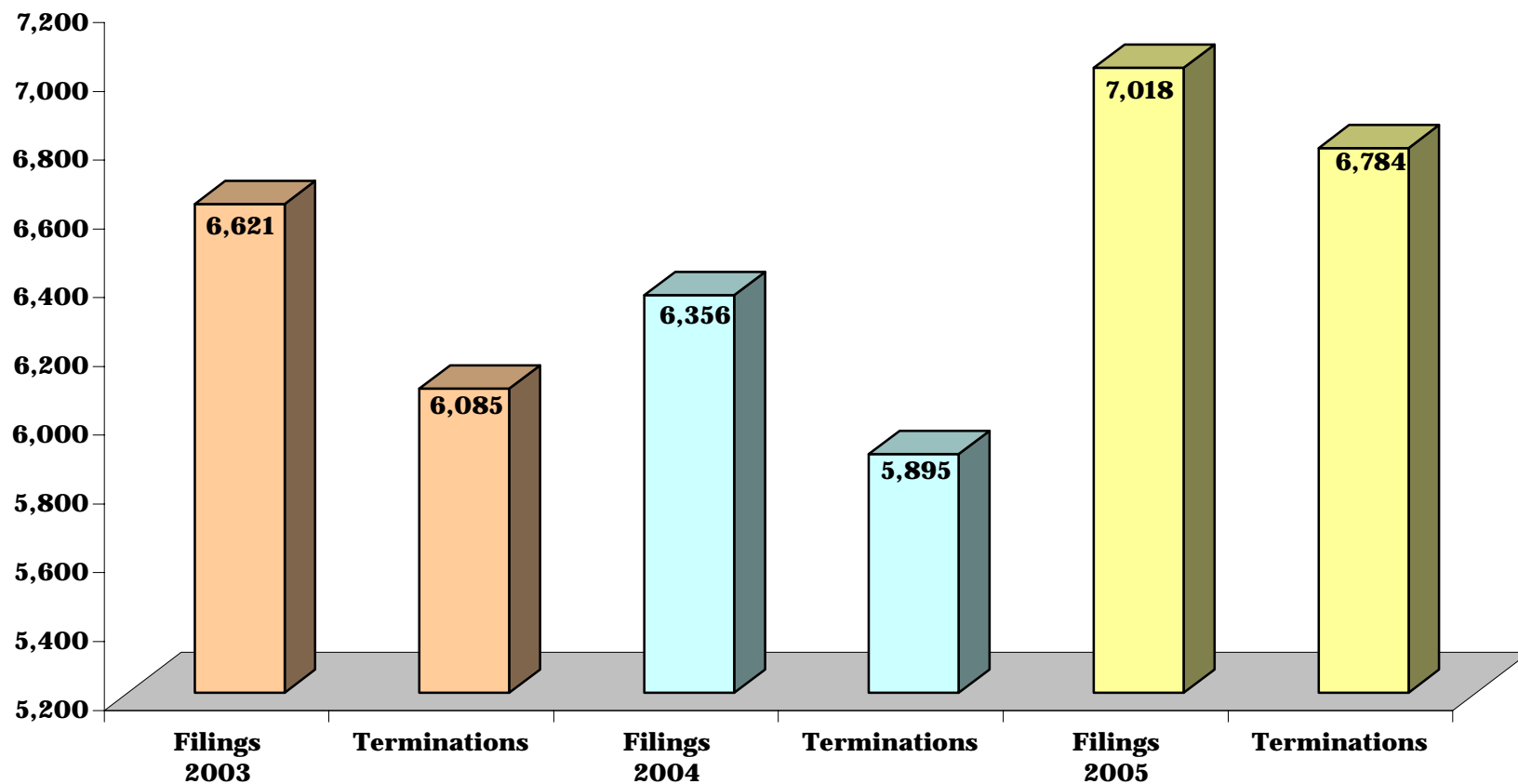
**CIVIL-FAMILY FILINGS AND TERMINATIONS
3 Year Comparative Data: Fiscal Years 2003 - 2005**



**CHART CC-6.4
CIRCUIT COURT**

**4th CIRCUIT
Allegany, Garrett and Washington Counties**

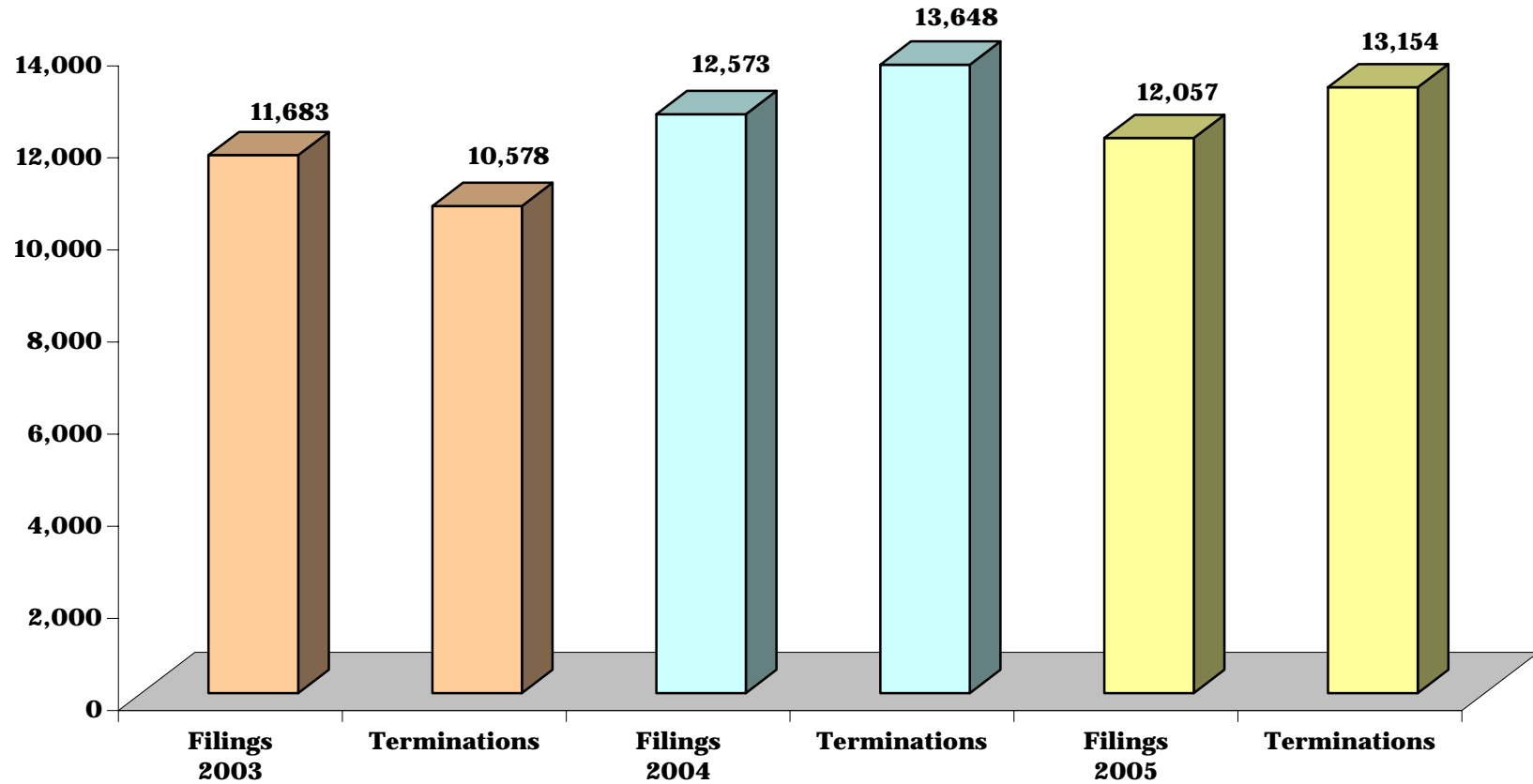
**CIVIL-FAMILY FILINGS AND TERMINATIONS
3 Year Comparative Data: Fiscal Years 2003 - 2005**



**CHART CC-6.5
CIRCUIT COURT**

**5th CIRCUIT
Anne Arundel, Carroll and Howard Counties**

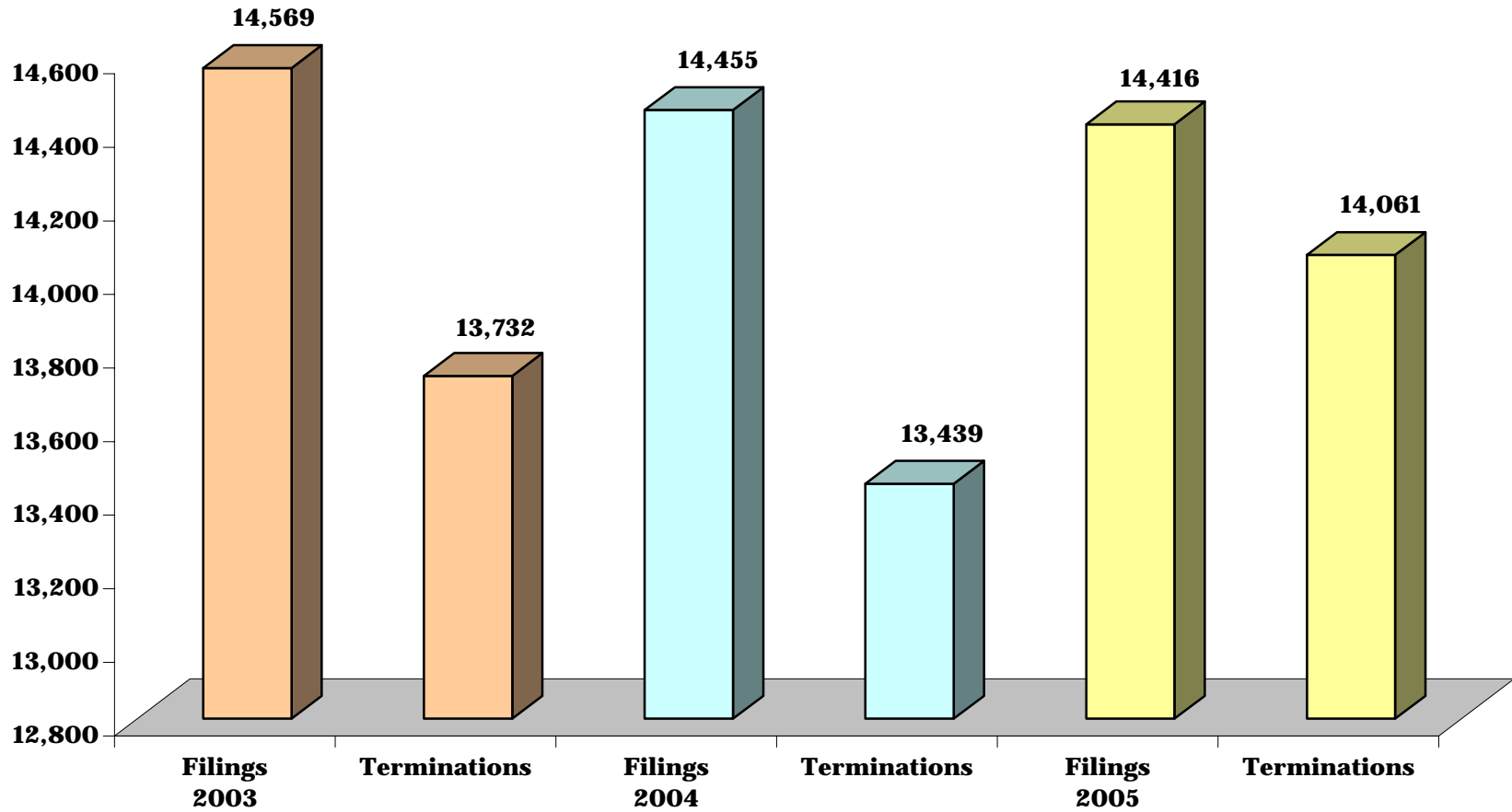
**CIVIL-FAMILY FILINGS AND TERMINATIONS
3 Year Comparative Data: Fiscal Years 2003 - 2005**



**CHART CC-6.6
CIRCUIT COURT**

**6th CIRCUIT
Frederick and Montgomery Counties**

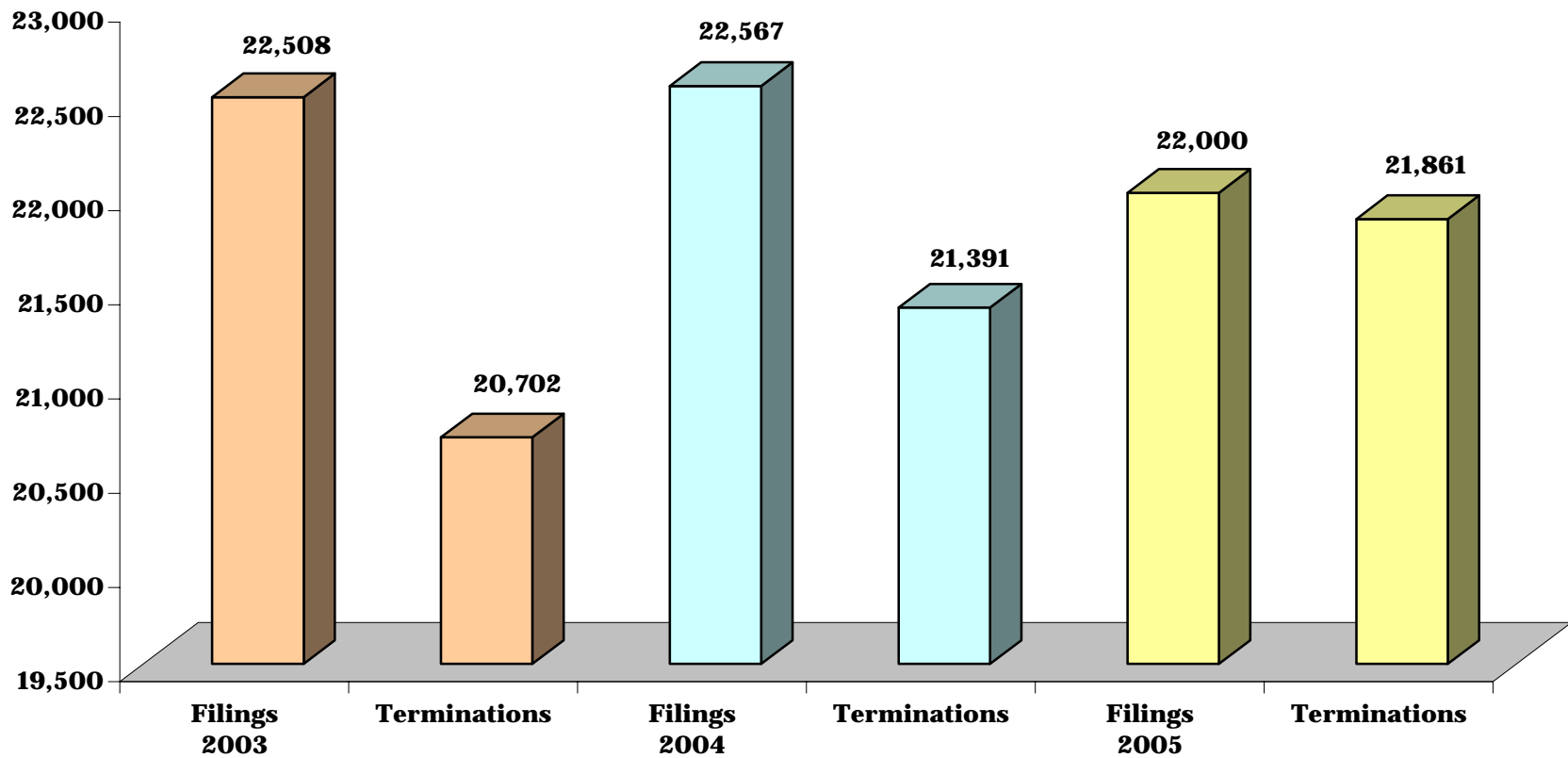
**CIVIL-FAMILY FILINGS AND TERMINATIONS
3 Year Comparative Data: Fiscal Years 2003 - 2005**



**CHART CC-6.7
CIRCUIT COURT**

**7th CIRCUIT
Calvert, Charles, Prince George's and St. Mary's Counties**

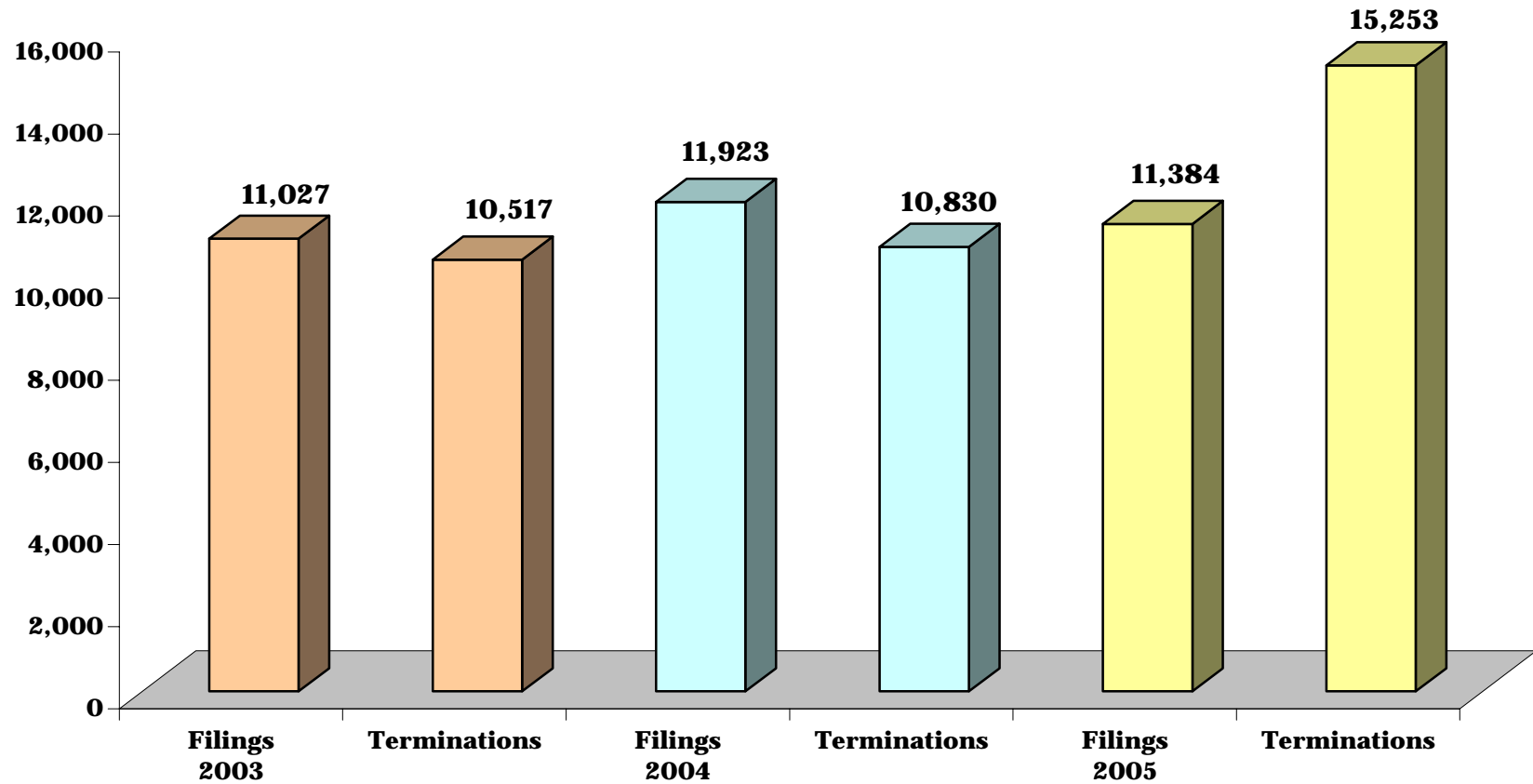
**CIVIL-FAMILY FILINGS AND TERMINATIONS
3 Year Comparative Data: Fiscal Years 2003 - 2005**



**CHART CC-6.8
CIRCUIT COURT**

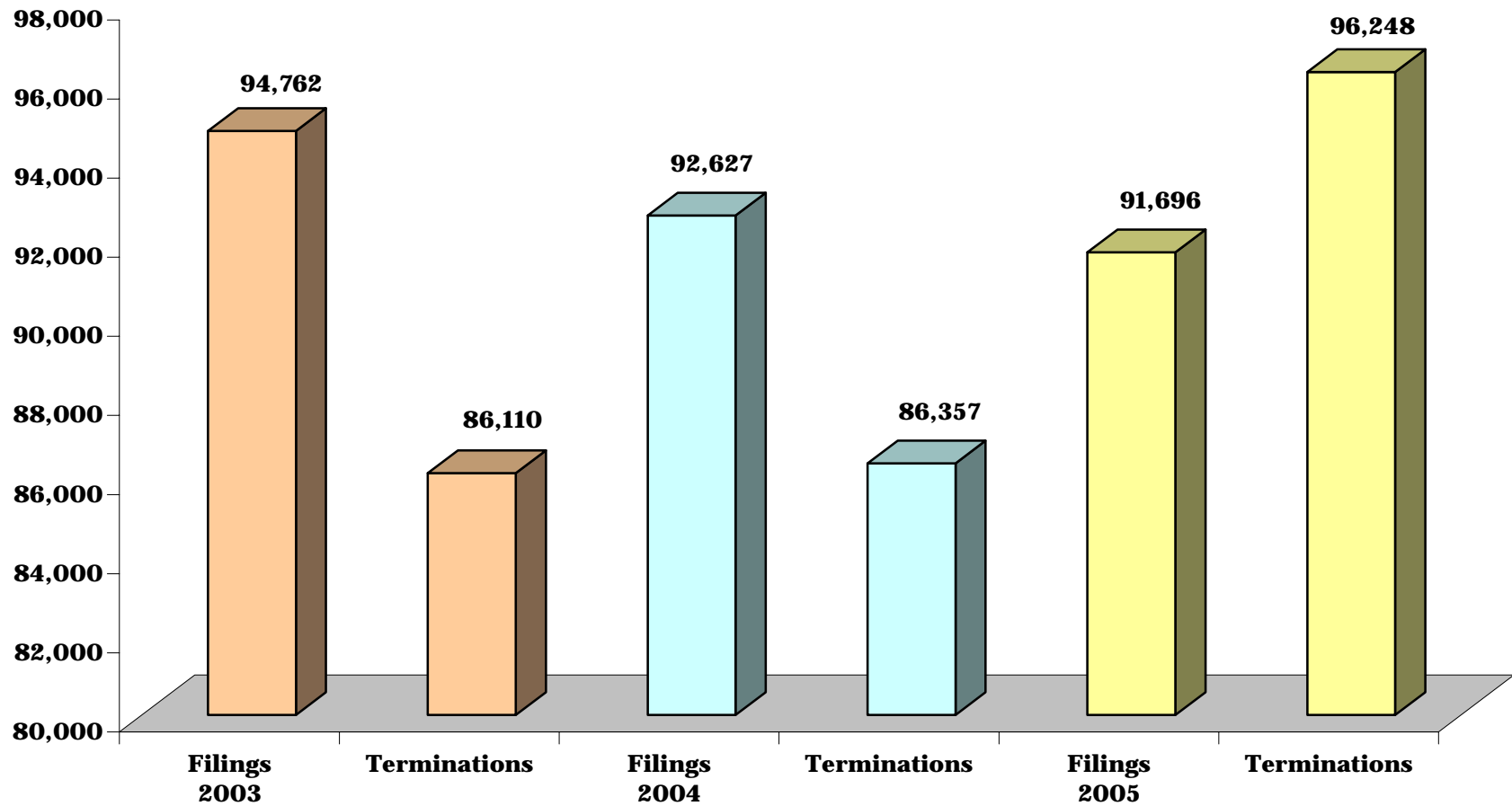
**8th CIRCUIT
Baltimore City**

**CIVIL-FAMILY FILINGS AND TERMINATIONS
3 Year Comparative Data: Fiscal Years 2003 - 2005**



**CHART CC-6.9
CIRCUIT COURT**

**STATE TOTALS
CIVIL-FAMILY FILINGS AND TERMINATIONS
3 Year Comparative Data: Fiscal Years 2003 - 2005**



**TABLE CC-7
CIRCUIT COURT**

**DOMESTIC VIOLENCE CASES HEARD
Fiscal Year 2005**

	Temporary Protective Orders			Final Protective Orders		
	Hearings	Orders Granted	Percent Granted	Hearings	Orders Granted	Percent Granted
First Circuit	89	57	64%	62	29	47%
Dorchester	41	20	49%	34	12	35%
Somerset	35	29	83%	19	13	68%
Wicomico	*	*	*	*	*	*
Worcester	13	8	62%	9	4	44%

	Temporary Protective Orders			Final Protective Orders		
	Hearings	Orders Granted	Percent Granted	Hearings	Orders Granted	Percent Granted
Second Circuit	121	82	68%	116	44	38%
Caroline	62	47	76%	54	25	46%
Cecil	*	*	*	*	*	*
Kent	44	26	59%	43	14	33%
Queen Anne's	*	*	*	*	*	*
Talbot	15	9	60%	19	5	26%

	Temporary Protective Orders			Final Protective Orders		
	Hearings	Orders Granted	Percent Granted	Hearings	Orders Granted	Percent Granted
Third Circuit	807	458	57%	615	241	39%
Baltimore	505	310	61%	339	155	46%
Harford	302	148	49%	276	86	31%

	Temporary Protective Orders			Final Protective Orders		
	Hearings	Orders Granted	Percent Granted	Hearings	Orders Granted	Percent Granted
Fourth Circuit	33	7	21%	49	11	22%
Allegany	6	2	33%	7	2	29%
Garrett	17	4	24%	15	3	20%
Washington	10	1	10%	27	6	22%

Note: This table represents only those hearings that were held in Fiscal Year 2005.

*Data not available due to reporting problems.

DOMESTIC VIOLENCE CASES HEARD IN CIRCUIT COURTS, page 2

	Temporary Protective Orders			Final Protective Orders		
	Hearings	Orders Granted	Percent Granted	Hearings	Orders Granted	Percent Granted
Fifth Circuit	862	457	53%	745	265	36%
Anne Arundel	313	202	65%	305	124	41%
Carroll	424	195	46%	338	112	33%
Howard	125	60	48%	102	29	28%

	Temporary Protective Orders			Final Protective Orders		
	Hearings	Orders Granted	Percent Granted	Hearings	Orders Granted	Percent Granted
Sixth Circuit	866	450	52%	751	301	40%
Frederick	49	37	76%	45	17	38%
Montgomery	817	413	51%	706	284	40%

	Temporary Protective Orders			Final Protective Orders		
	Hearings	Orders Granted	Percent Granted	Hearings	Orders Granted	Percent Granted
Seventh Circuit	688	347	50%	699	290	41%
Calvert	44	23	52%	56	19	34%
Charles	397	176	44%	368	106	29%
Prince George's	227	141	62%	207	127	61%
St. Mary's	20	7	35%	68	38	56%

	Temporary Protective Orders			Final Protective Orders		
	Hearings	Orders Granted	Percent Granted	Hearings	Orders Granted	Percent Granted
Eighth Circuit						
Baltimore City	*	*	*	*	*	*

	Temporary Protective Orders			Final Protective Orders		
	Hearings	Orders Granted	Percent Granted	Hearings	Orders Granted	Percent Granted
STATE TOTALS	3,466	1,858	54%	2,338	891	38%

Note: This table represents only those hearings that were held in Fiscal Year 2005.

*Data not available due to reporting problems.

**TABLE CC-8
CIRCUIT COURT**

CRIMINAL FILINGS AND TERMINATIONS

**Combined Original and Reopened Cases
3 Year Comparative Table: Fiscal Years 2003 - 2005**

	2003		2004		2005	
	Filings	Terminations	Filings	Terminations	Filings	Terminations
First Circuit	4,962	4,697	5,245	5,022	5,055	4,938
Dorchester	693	697	599	677	581	632
Somerset	352	357	341	394	387	361
Wicomico	2,501	2,297	2,810	2,577	2,528	2,425
Worcester	1,416	1,346	1,495	1,374	1,559	1,520

	2003		2004		2005	
	Filings	Terminations	Filings	Terminations	Filings	Terminations
Second Circuit	3,253	2,739	3,694	3,157	3,752	3,659
Caroline	331	320	370	218	256	299
Cecil	1,963	1,502	2,285	2,008	2,241	2,222
Kent	274	273	312	271	357	336
Queen Anne's	249	237	337	300	483	435
Talbot	436	407	390	360	415	367

	2003		2004		2005	
	Filings	Terminations	Filings	Terminations	Filings	Terminations
Third Circuit	9,144	8,401	9,017	8,620	9,640	9,190
Baltimore	6,606	6,340	6,334	6,363	6,599	6,721
Harford	2,538	2,061	2,683	2,257	3,041	2,469

	2003		2004		2005	
	Filings	Terminations	Filings	Terminations	Filings	Terminations
Fourth Circuit	3,684	3,479	3,892	3,493	3,585	3,597
Allegany	629	719	743	660	616	692
Garrett	160	165	167	158	211	190
Washington	2,895	2,595	2,982	2,675	2,758	2,715

CRIMINAL FILINGS AND TERMINATIONS, page 2

	2003		2004		2005	
	Filings	Terminations	Filings	Terminations	Filings	Terminations
Fifth Circuit	10,672	9,255	10,817	9,497	10,942	9,680
Anne Arundel	6,359	5,759	6,389	5,775	6,744	5,977
Carroll	2,242	1,911	2,414	1,985	2,306	2,122
Howard	2,071	1,585	2,014	1,737	1,892	1,581

	2003		2004		2005	
	Filings	Terminations	Filings	Terminations	Filings	Terminations
Sixth Circuit	7,991	7,806	7,384	6,853	7,610	7,324
Frederick	2,451	2,011	2,338	1,939	2,535	2,163
Montgomery	5,540	5,795	5,046	4,914	5,075	5,161

	2003		2004		2005	
	Filings	Terminations	Filings	Terminations	Filings	Terminations
Seventh Circuit	11,737	10,835	11,084	9,680	13,389	12,586
Calvert	450	451	502	451	626	572
Charles	1,790	1,616	1,804	1,619	1,820	1,857
Prince George's	8,855	8,073	8,080	6,949	10,096	9,350
St. Mary's	642	695	698	661	847	807

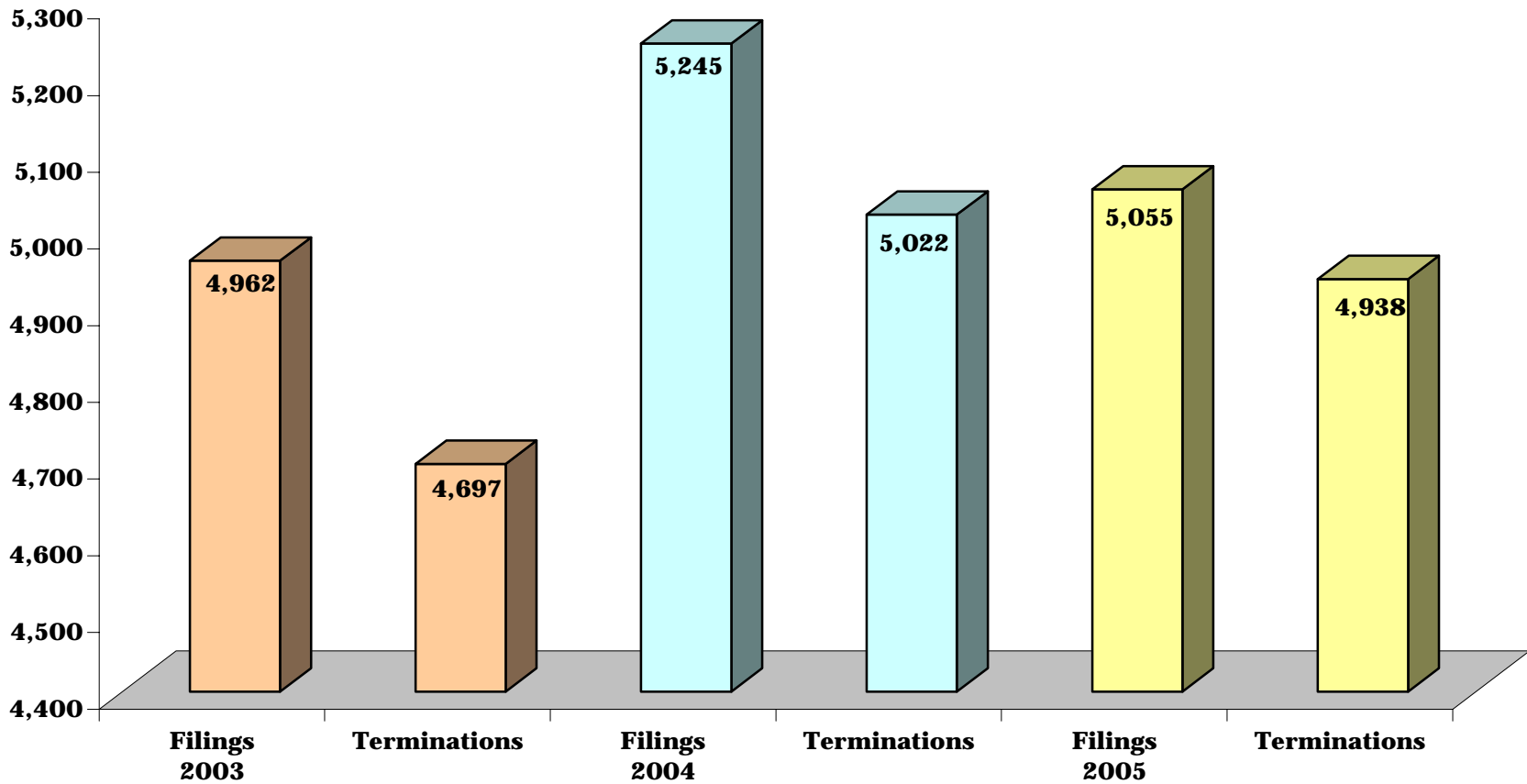
	2003		2004		2005	
	Filings	Terminations	Filings	Terminations	Filings	Terminations
Eighth Circuit	24,936	24,156	27,189	24,975	25,790	29,042
Baltimore City	24,936	24,156	27,189	24,975	25,790	29,042

	2003		2004		2005	
	Filings	Terminations	Filings	Terminations	Filings	Terminations
STATE TOTALS	76,379	71,368	78,322	71,297	79,763	80,016

**CHART CC-8.1
CIRCUIT COURT**

**1st CIRCUIT
Dorchester, Somerset, Wicomico and Worcester Counties**

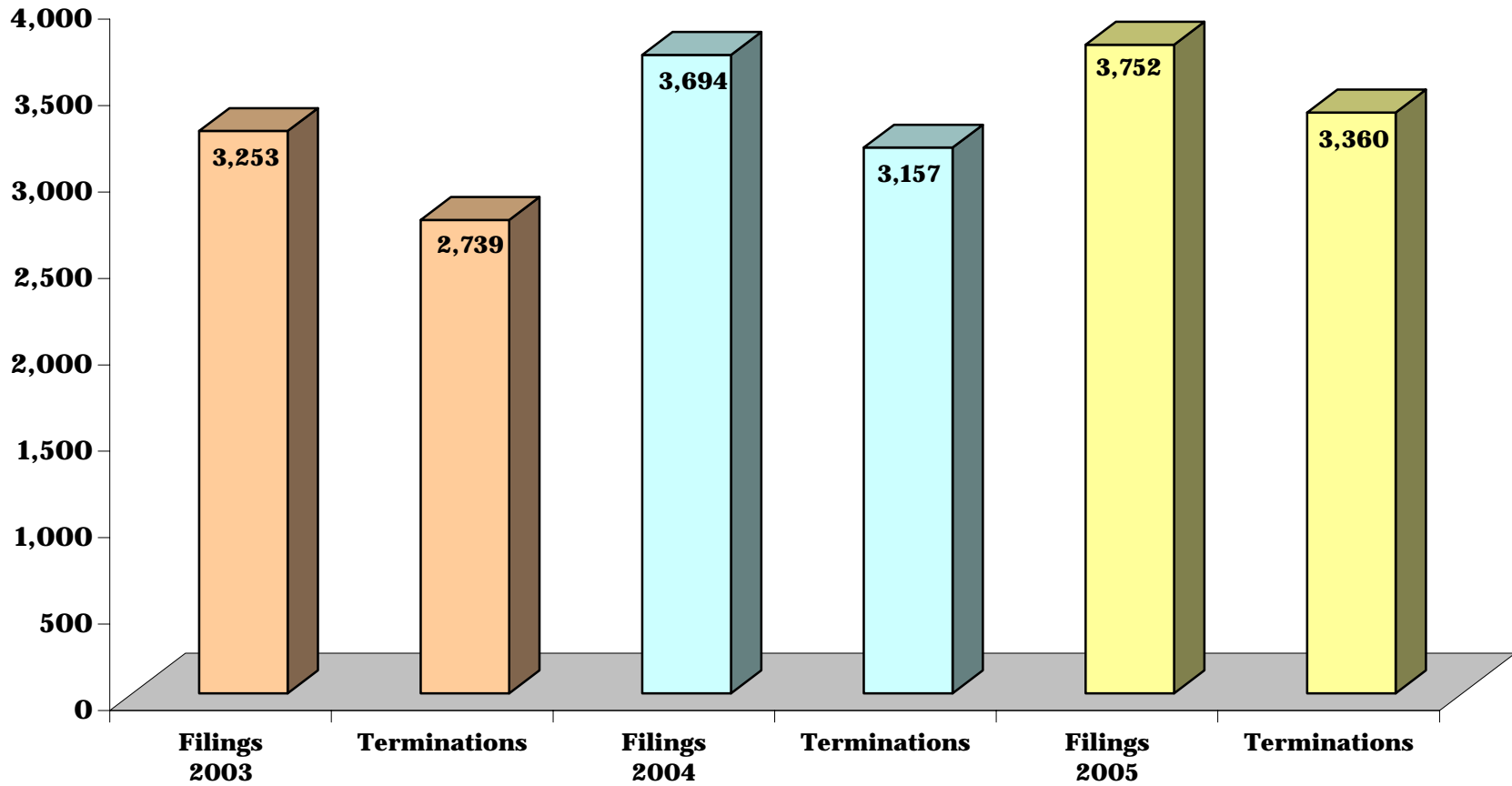
**CRIMINAL FILINGS AND TERMINATIONS
3 Year Comparative Data: Fiscal Years 2003 - 2005**



**CHART CC-8.2
CIRCUIT COURT**

**2nd CIRCUIT
Caroline, Cecil, Kent, Queen Anne's and Talbot Counties**

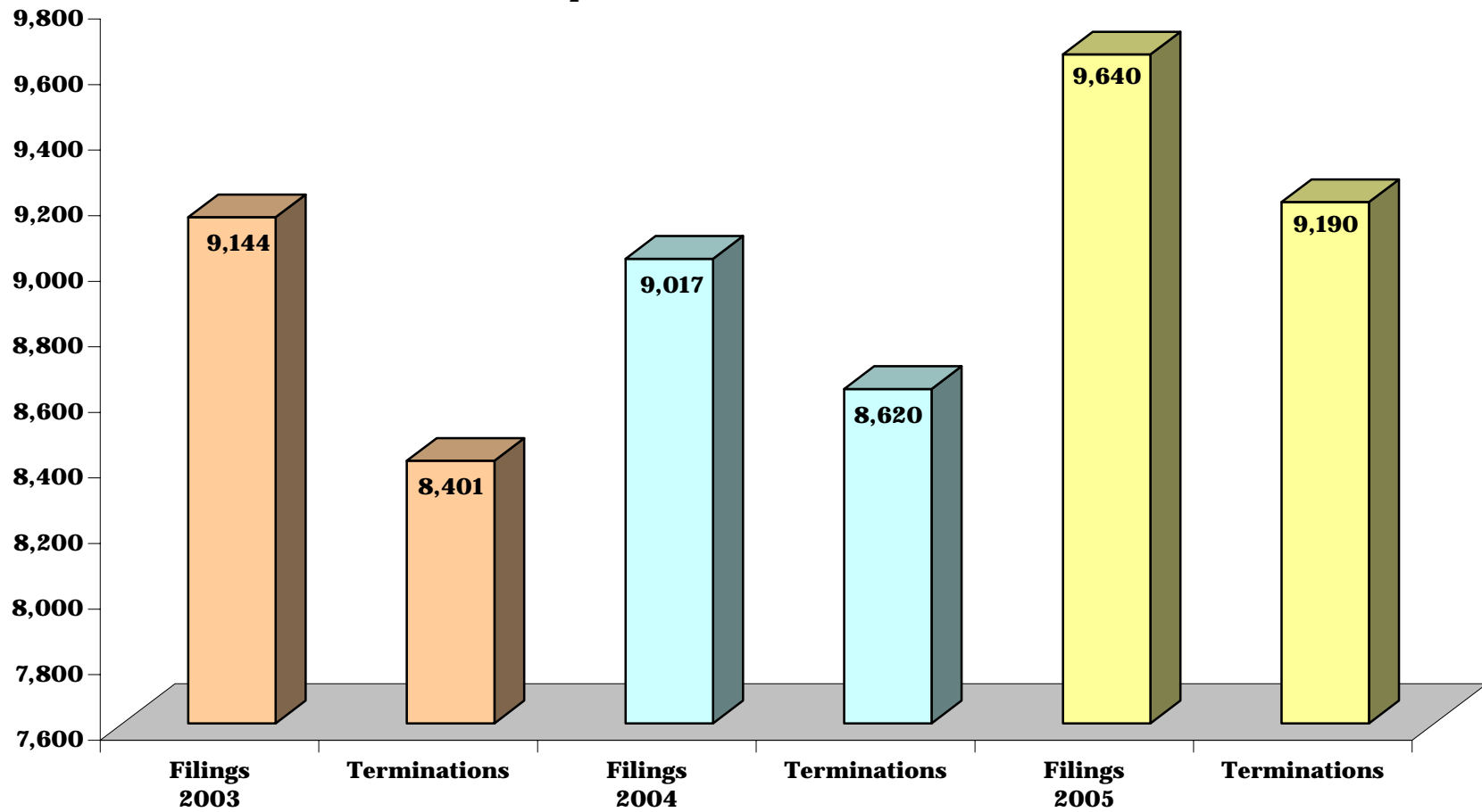
**CRIMINAL FILINGS AND TERMINATIONS
3 Year Comparative Data: Fiscal Years 2003 - 2005**



**CHART CC-8.3
CIRCUIT COURT**

**3rd CIRCUIT
Baltimore and Harford Counties**

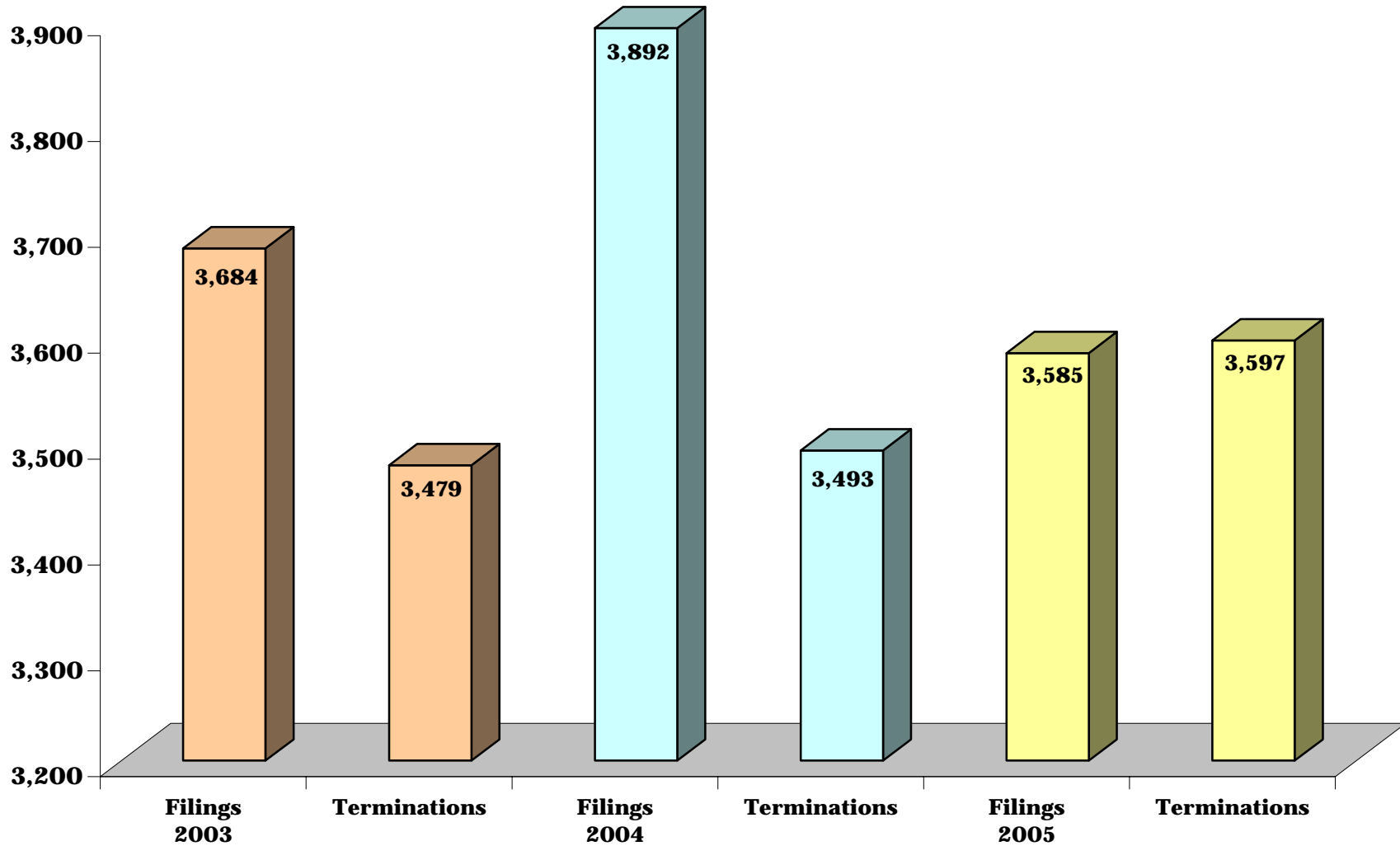
**CRIMINAL FILINGS AND TERMINATIONS
3 Year Comparative Data: Fiscal Years 2003 - 2005**



**CHART CC-8.4
CIRCUIT COURT**

**4th CIRCUIT
Allegany, Garrett and Washington Counties**

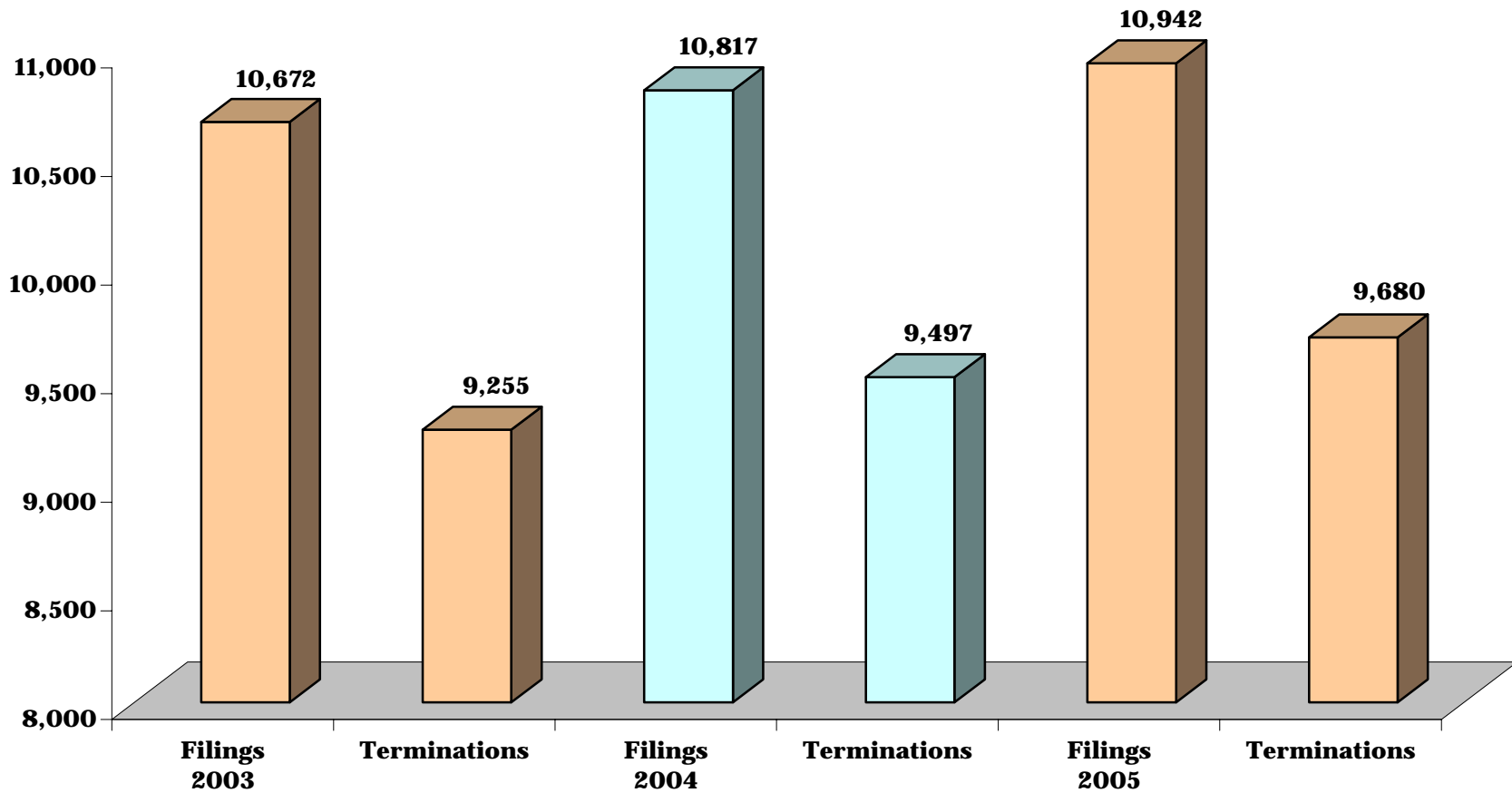
**CRIMINAL FILINGS AND TERMINATIONS
3 Year Comparative Data: Fiscal Years 2003 - 2005**



**CHART CC-8.5
CIRCUIT COURT**

**5th CIRCUIT
Anne Arundel, Carroll and Howard Counties**

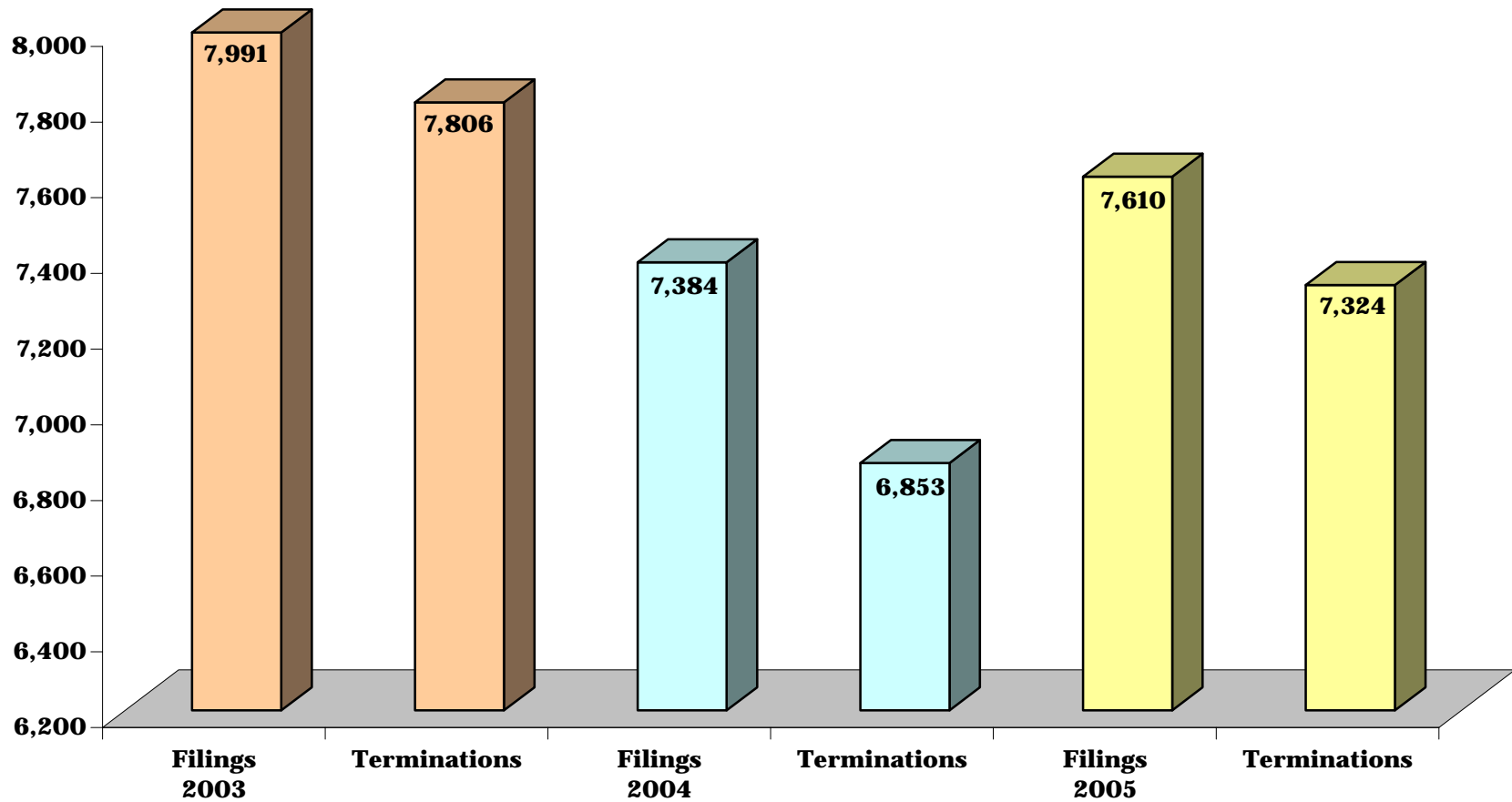
**CRIMINAL FILINGS AND TERMINATIONS
3 Year Comparative Data: Fiscal Years 2003 - 2005**



**CHART CC-8.6
CIRCUIT COURT**

**6th CIRCUIT
Frederick and Montgomery Counties**

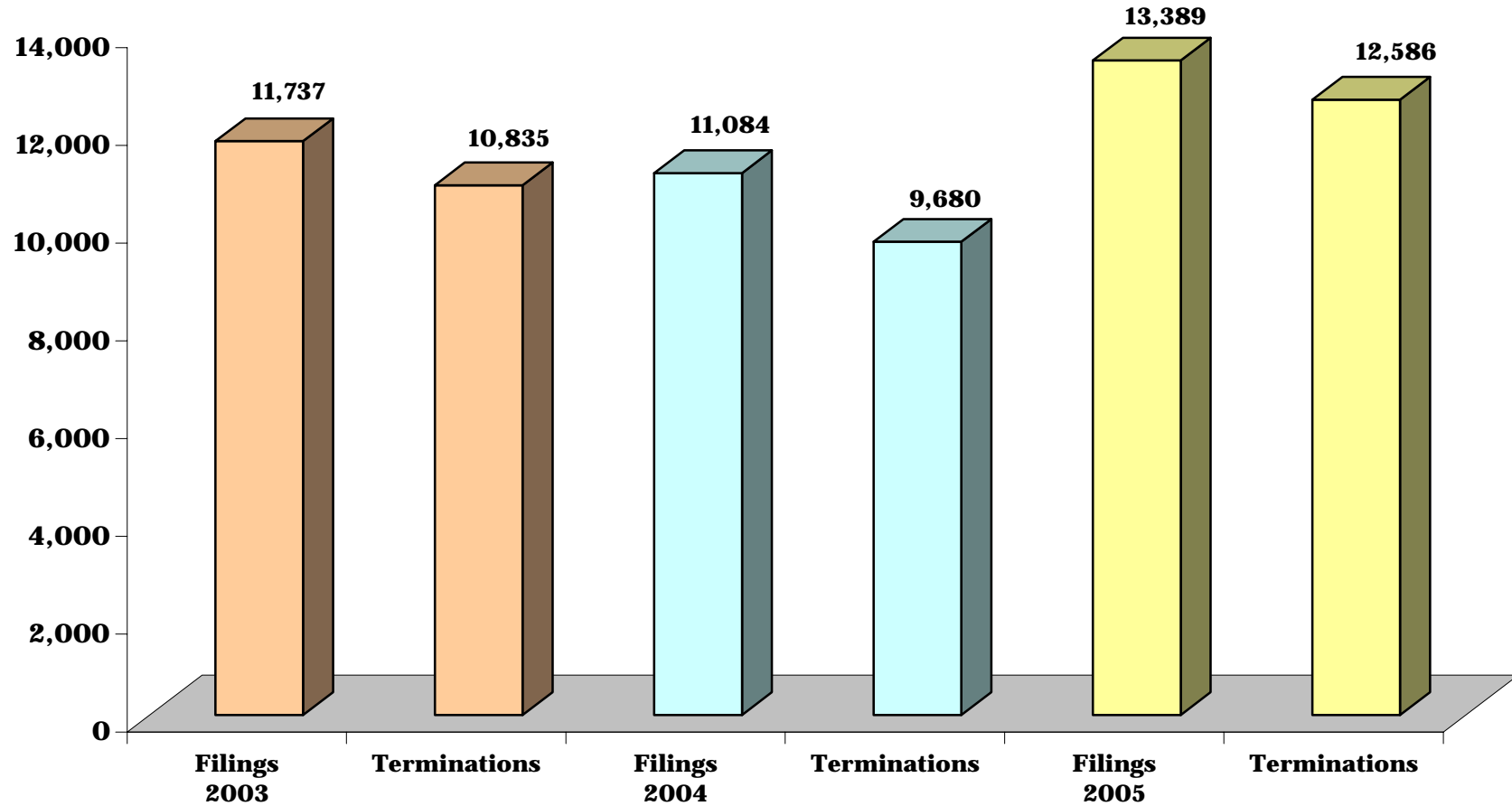
**CRIMINAL FILINGS AND TERMINATIONS
3 Year Comparative Data: Fiscal Years 2003 - 2005**



**CHART CC-8.7
CIRCUIT COURT**

**7th CIRCUIT
Calvert, Charles, Prince George's and St. Mary's Counties**

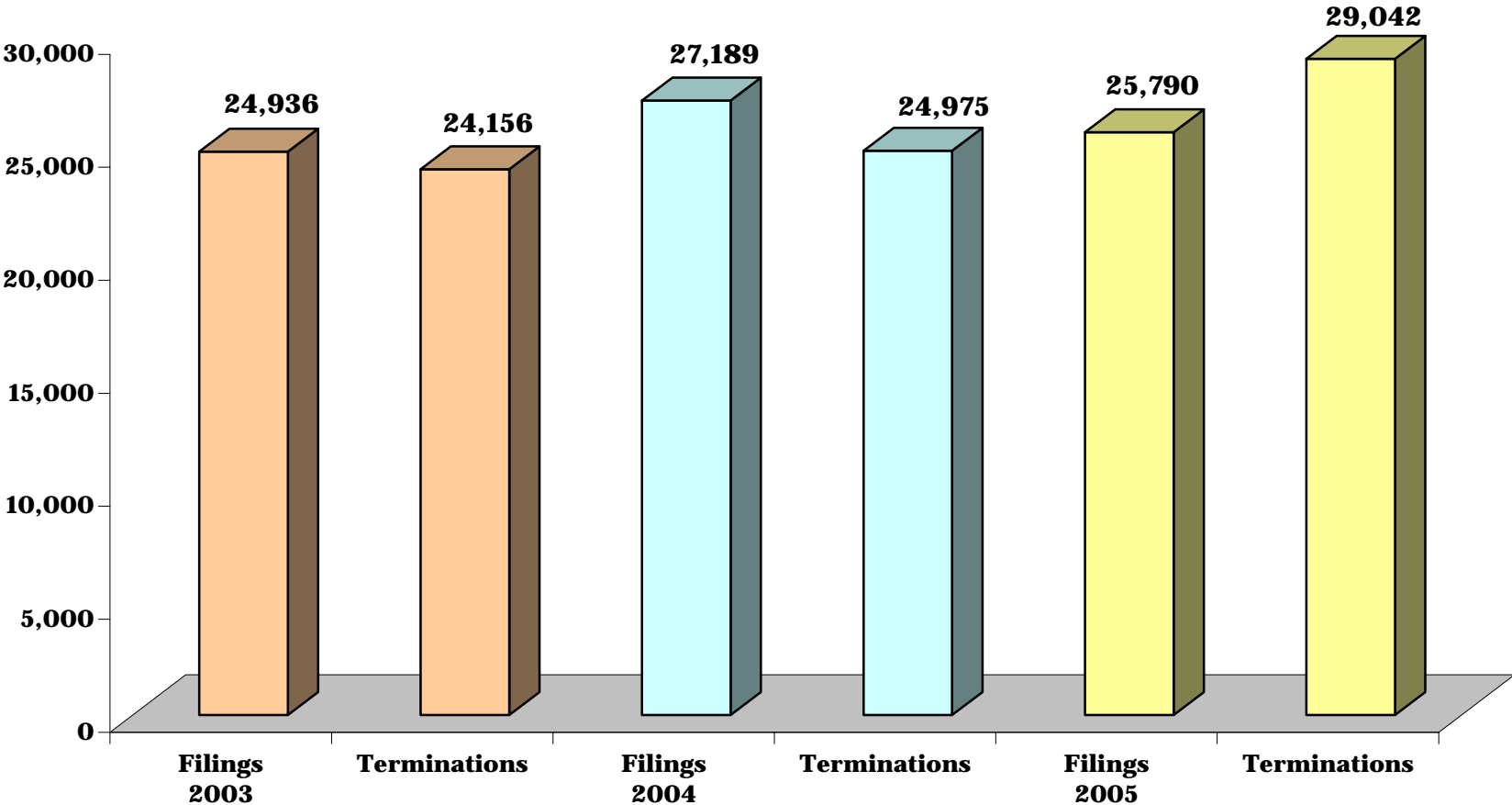
**CRIMINAL FILINGS AND TERMINATIONS
3 Year Comparative Data: Fiscal Years 2003 - 2005**



**CHART CC-8.8
CIRCUIT COURT**

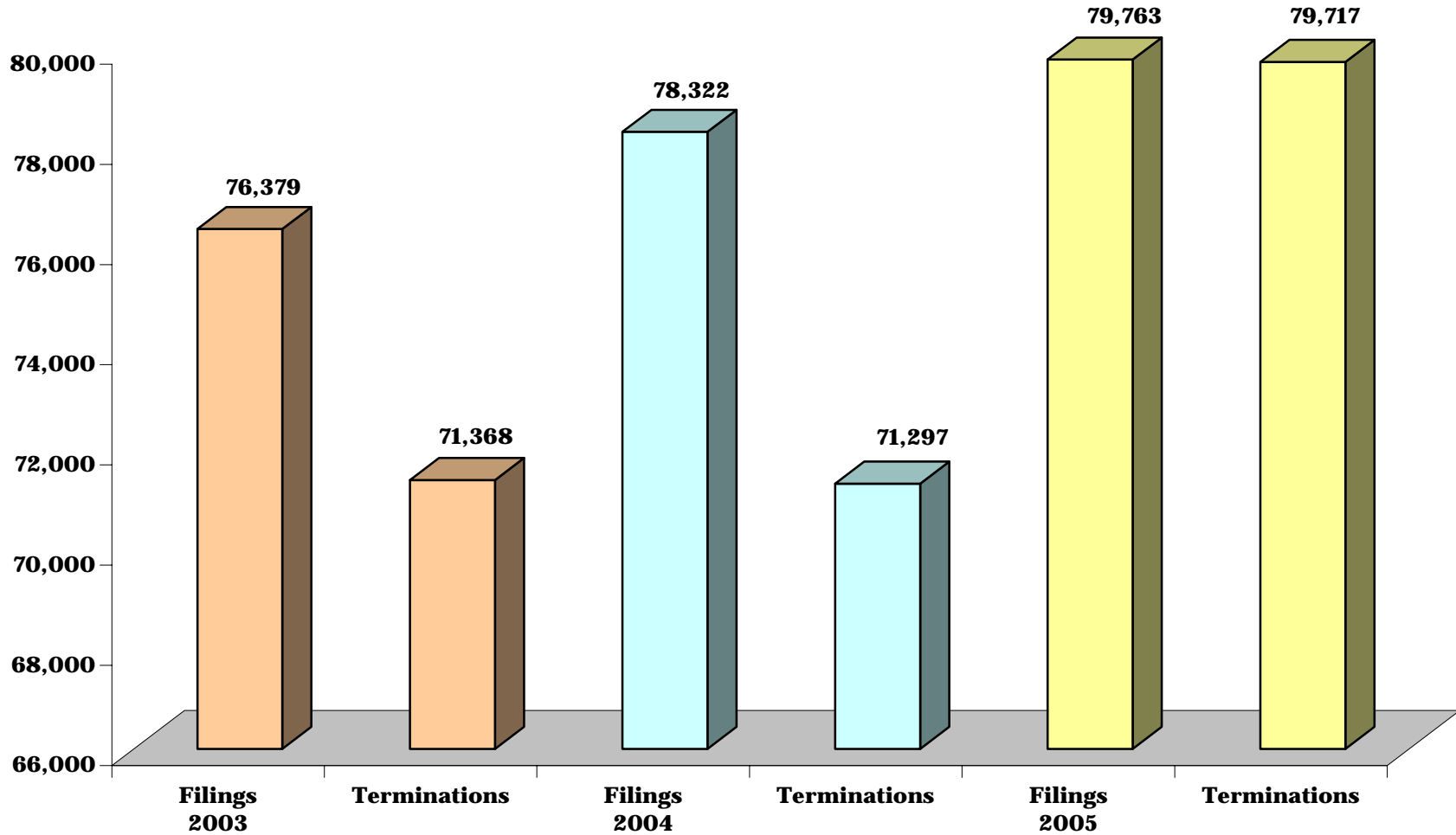
**8th CIRCUIT
Baltimore City**

**CRIMINAL FILINGS AND TERMINATIONS
3 Year Comparative Data: Fiscal Years 2003 - 2005**



**CHART CC-8.9
CIRCUIT COURT**

**STATE TOTALS
CRIMINAL FILINGS AND TERMINATIONS
3 Year Comparative Data: Fiscal Years 2003 - 2005**



**TABLE CC-9
CIRCUIT COURT**

JUVENILE FILINGS AND TERMINATIONS

**Combined Original and Reopened Cases
3 Year Comparative Table: Fiscal Years 2003 - 2005**

	2003		2004		2005	
	Filings	Terminations	Filings	Terminations	Filings	Terminations
First Circuit	889	823	1,113	960	1,247	1,121
Dorchester	128	118	148	159	223	190
Somerset	107	48	132	69	108	80
Wicomico	425	448	495	354	623	564
Worcester	229	209	338	378	293	287

	2003		2004		2005	
	Filings	Terminations	Filings	Terminations	Filings	Terminations
Second Circuit	1,136	777	1,147	869	1,305	1,108
Caroline	166	57	207	137	214	179
Cecil	398	261	466	353	439	307
Kent	103	80	82	83	127	118
Queen Anne's	163	102	140	61	211	197
Talbot	306	277	252	235	314	307

	2003		2004		2005	
	Filings	Terminations	Filings	Terminations	Filings	Terminations
Third Circuit	4,821	2,907	5,299	3,944	5,128	4,411
Baltimore	3,943	2,384	4,389	3,153	4,244	3,472
Harford	878	523	910	791	884	939

	2003		2004		2005	
	Filings	Terminations	Filings	Terminations	Filings	Terminations
Fourth Circuit	1,382	1,082	1,717	1,475	1,900	1,725
Allegany	457	343	445	309	333	320
Garrett	99	48	78	87	93	67
Washington	826	691	1,194	1,079	1,474	1,338

JUVENILE FILINGS AND TERMINATIONS, page 2

	2003		2004		2005	
	Filings	Terminations	Filings	Terminations	Filings	Terminations
Fifth Circuit	4,282	3,503	4,418	3,911	4,524	4,077
Anne Arundel	2,430	1,990	2,579	2,316	2,510	2,204
Carroll	986	917	937	823	1,059	964
Howard	866	596	902	772	955	909

	2003		2004		2005	
	Filings	Terminations	Filings	Terminations	Filings	Terminations
Sixth Circuit	6,428	6,158	7,073	5,508	5,290	5,075
Frederick	1,354	1,176	1,192	1,143	954	883
Montgomery	5,074	4,982	5,881	4,365	4,336	4,192

	2003		2004		2005	
	Filings	Terminations	Filings	Terminations	Filings	Terminations
Seventh Circuit	6,430	5,240	5,649	4,538	5,100	4,296
Calvert	566	344	673	524	688	672
Charles	1,172	1,050	1,525	1,471	1,305	1,330
Prince George's	4,296	3,534	2,980	2,158	2,578	1,786
St. Mary's	396	312	471	385	529	508

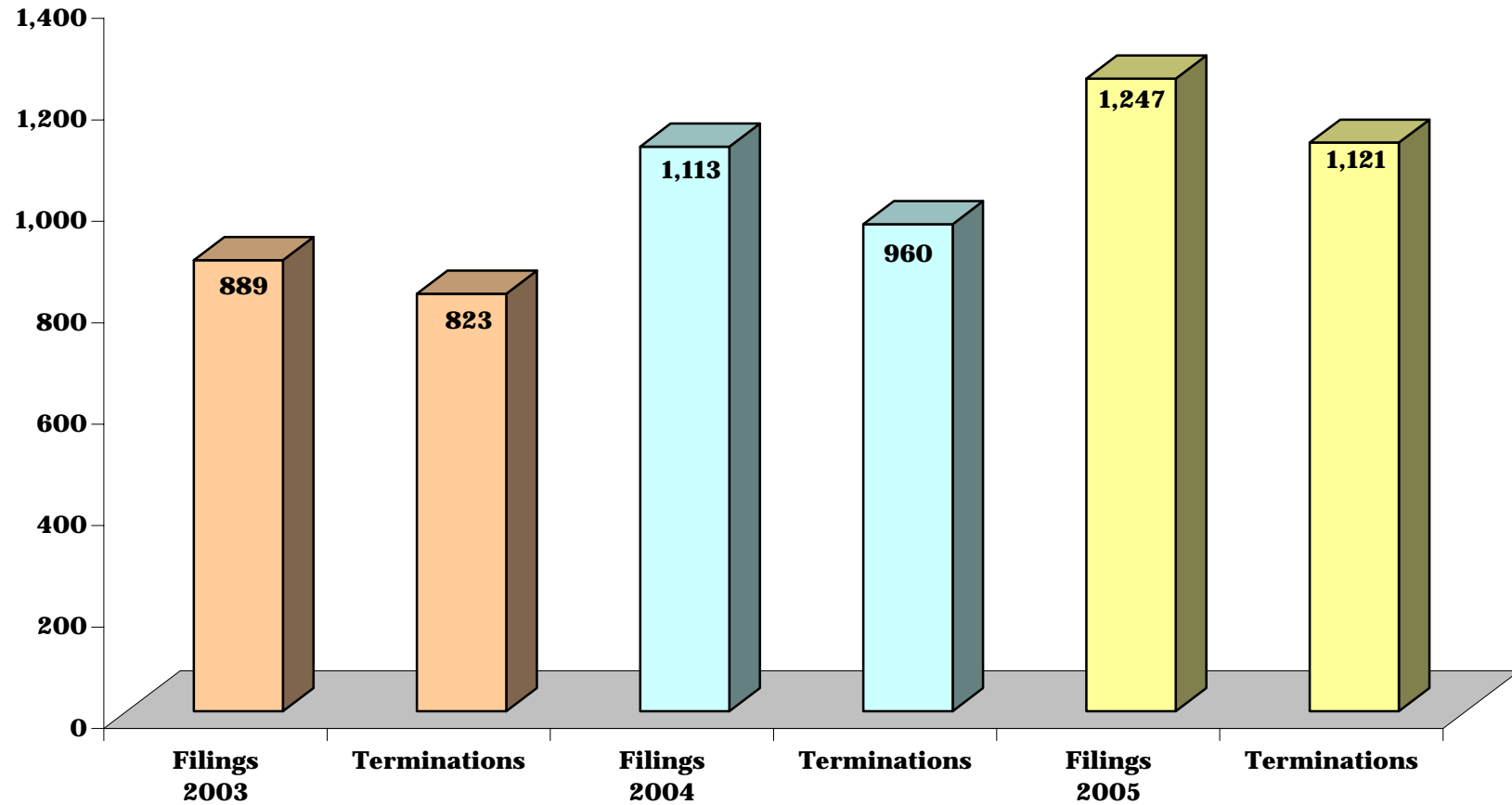
	2003		2004		2005	
	Filings	Terminations	Filings	Terminations	Filings	Terminations
Eighth Circuit	8,988	6,067	10,202	7,902	9,800	8,051
Baltimore City	8,988	6,067	10,202	7,902	9,800	8,051

	2003		2004		2005	
	Filings	Terminations	Filings	Terminations	Filings	Terminations
STATE TOTALS	34,356	26,557	36,618	29,107	34,294	29,864

**CHART CC-9.1
CIRCUIT COURT**

**1st CIRCUIT
Dorchester, Somerset, Wicomico and Worcester Counties**

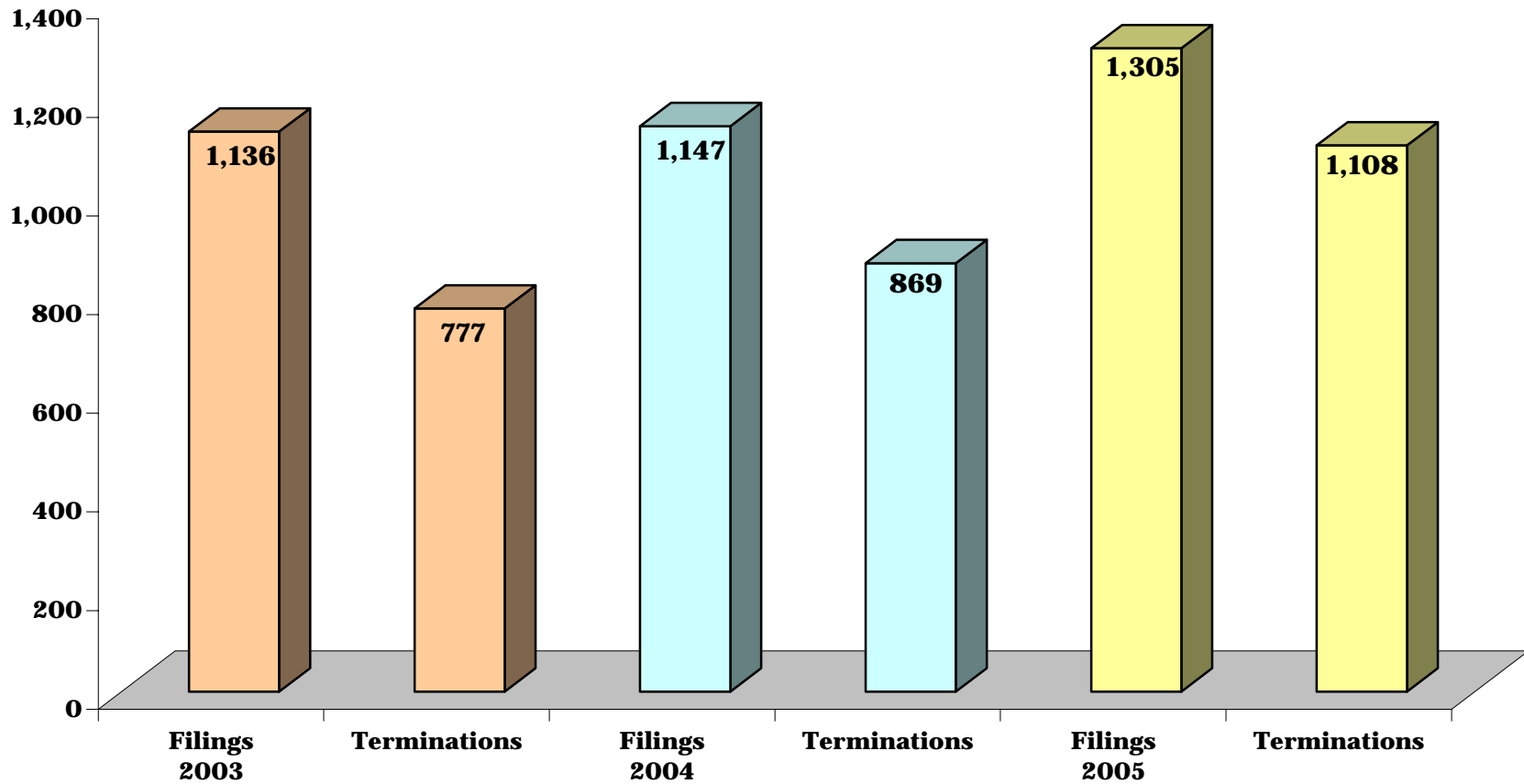
**JUVENILE FILINGS AND TERMINATIONS
3 Year Comparative Data: Fiscal Years 2003 - 2005**



**CHART CC-9.2
CIRCUIT COURT**

**2nd CIRCUIT
Caroline, Cecil, Kent, Queen Anne's and Talbot's Counties**

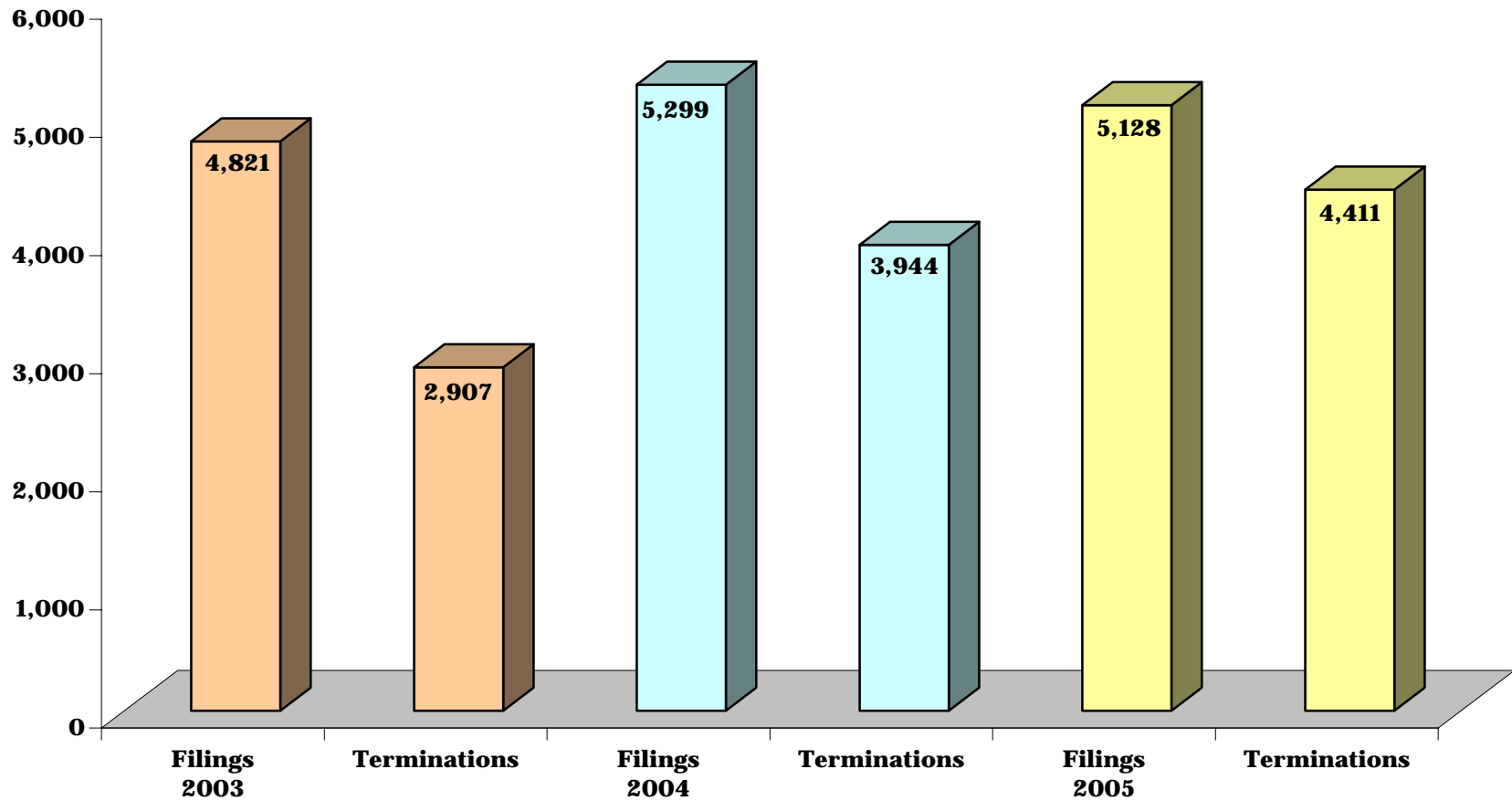
**JUVENILE FILINGS AND TERMINATIONS
3 Year Comparative Data: Fiscal Years 2003 - 2005**



**CHART CC-9.3
CIRCUIT COURT**

**3rd CIRCUIT
Baltimore and Harford Counties**

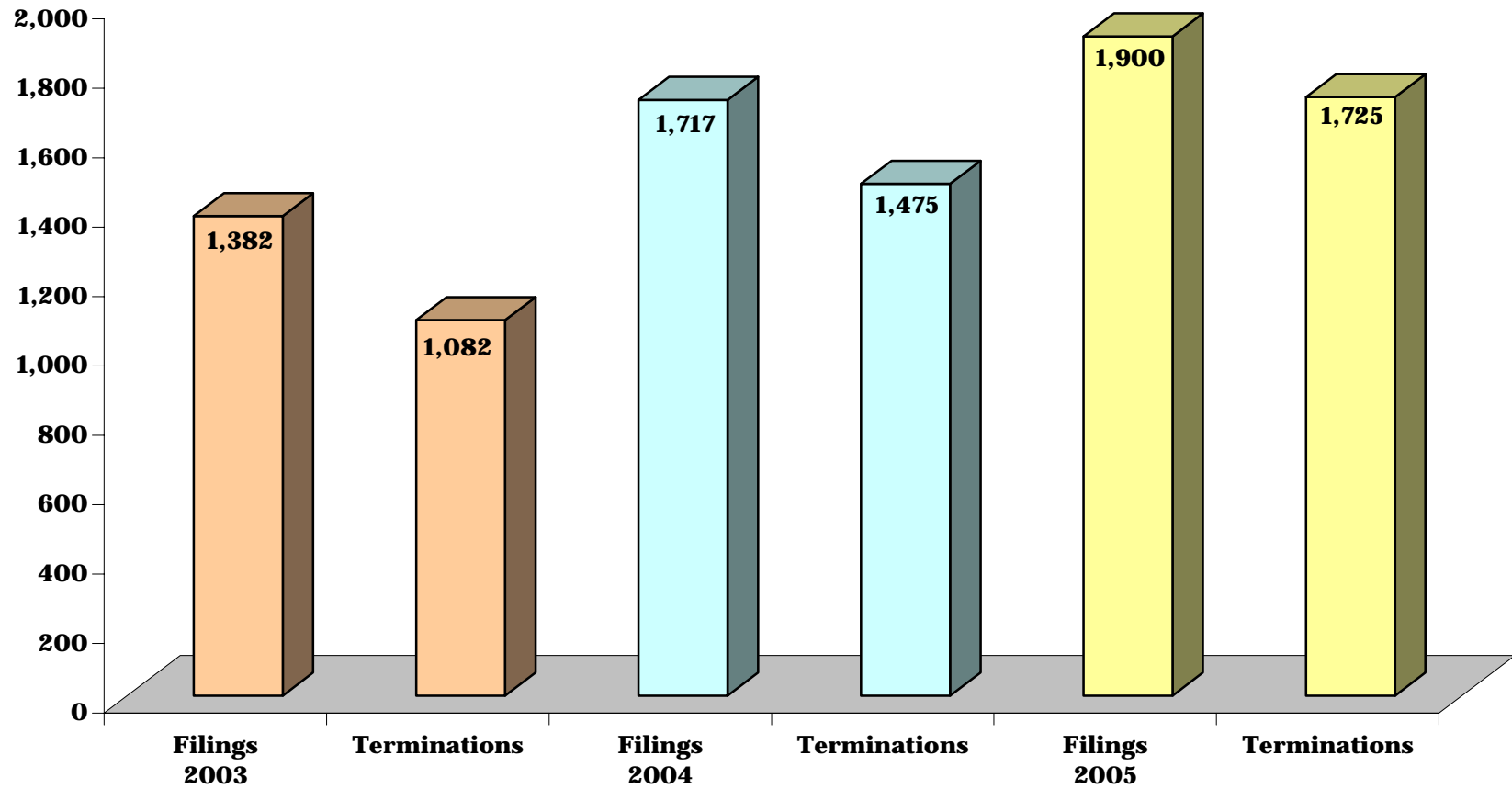
**JUVENILE FILINGS AND TERMINATIONS
3 Year Comparative Data: Fiscal Years 2003 - 2005**



**CHART CC-9.4
CIRCUIT COURT**

**4th CIRCUIT
Allegany, Garrett and Washington Counties**

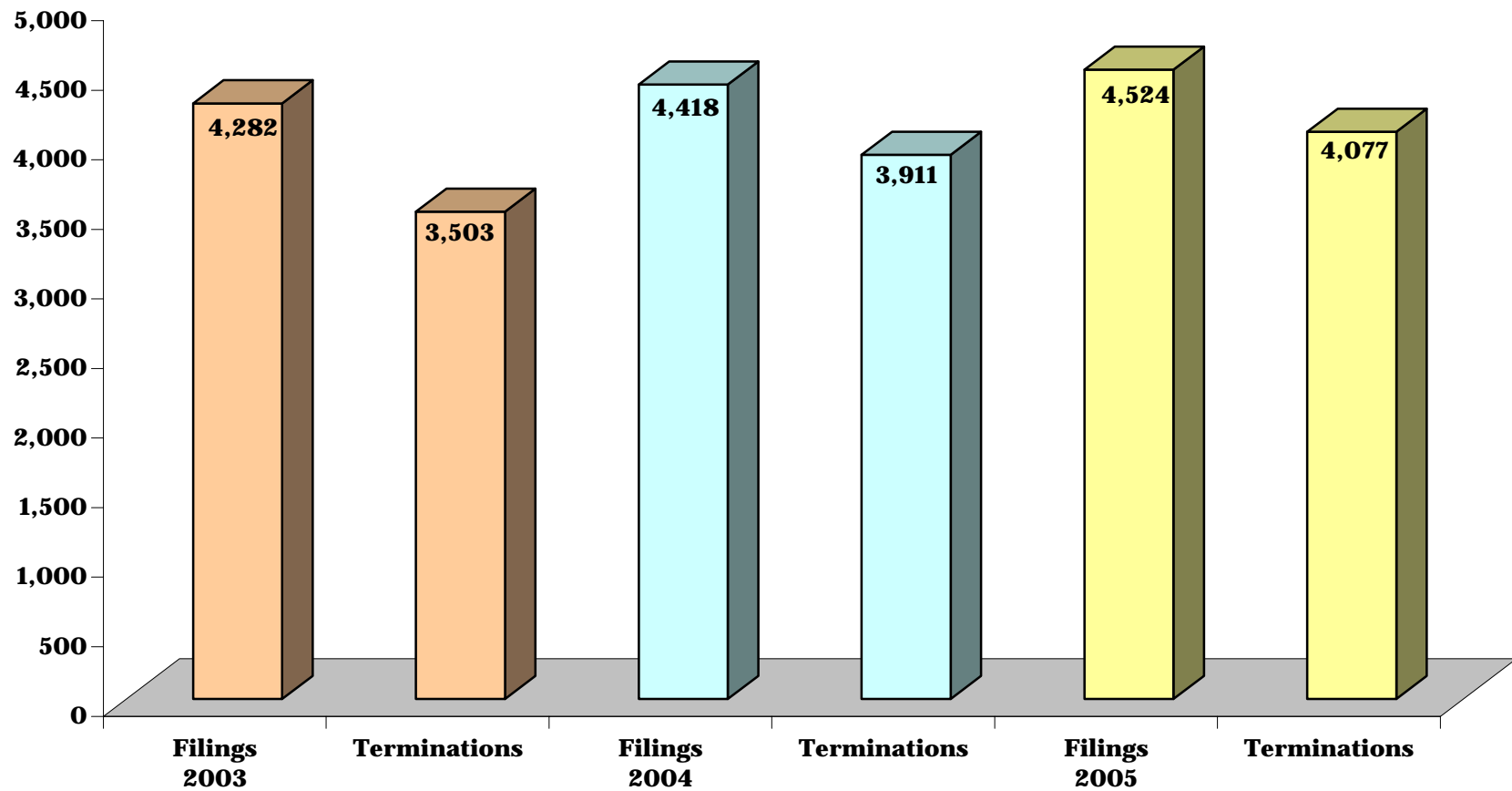
**JUVENILE FILINGS AND TERMINATIONS
3 Year Comparative Data: Fiscal Years 2003 - 2005**



**CHART CC-9.5
CIRCUIT COURT**

**5th CIRCUIT
Anne Arundel, Carroll and Howard Counties**

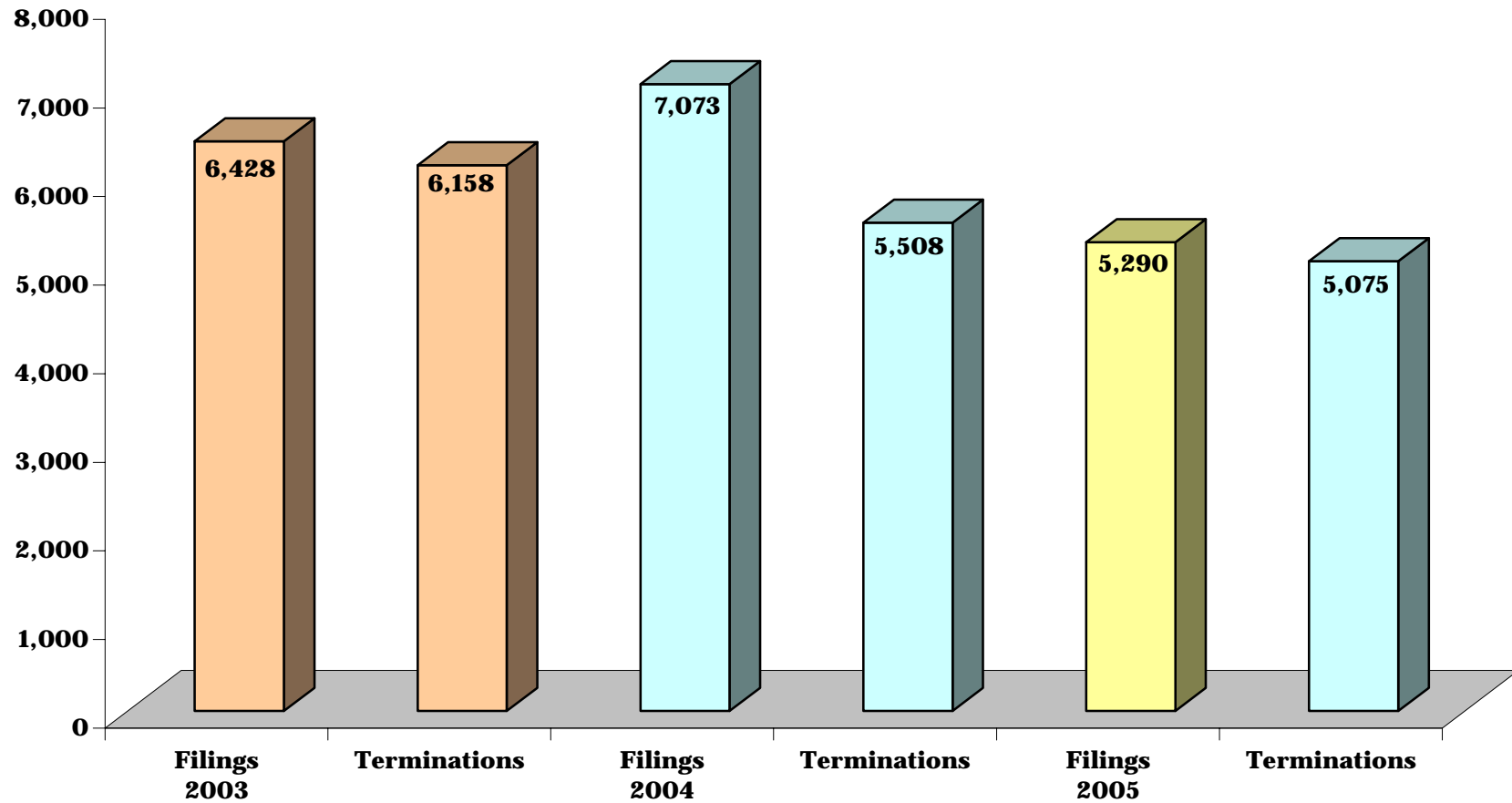
**JUVENILE FILINGS AND TERMINATIONS
3 Year Comparative Data: Fiscal Years 2003 - 2005**



**CHART CC-9.6
CIRCUIT COURT**

**6th CIRCUIT
Frederick and Montgomery Counties**

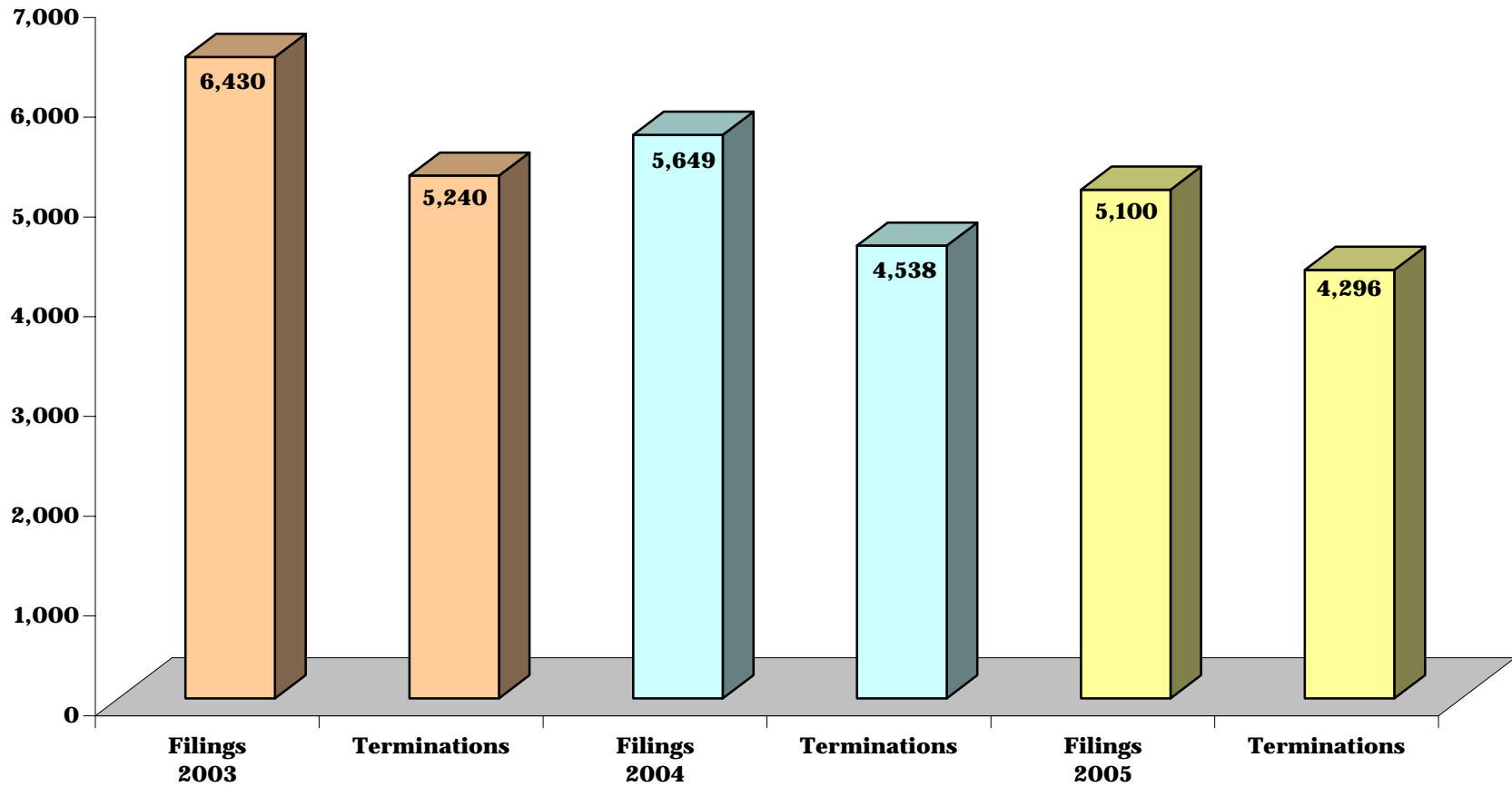
**JUVENILE FILINGS AND TERMINATIONS
3 Year Comparative Data: Fiscal Years 2003 - 2005**



**CHART CC-9.7
CIRCUIT COURT**

**7th CIRCUIT
Calvert, Charles, Prince George's and St. Mary's Counties**

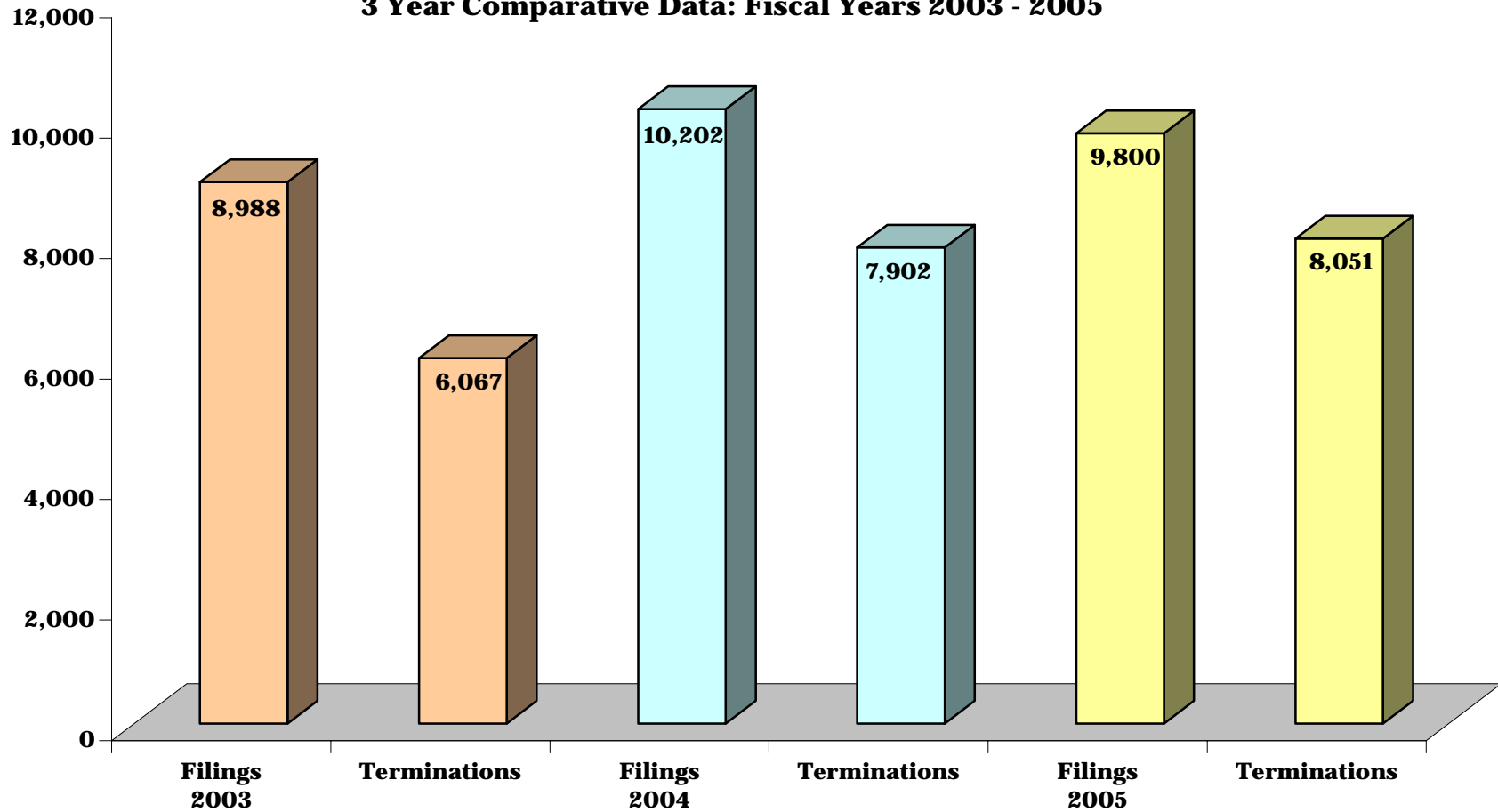
**JUVENILE FILINGS AND TERMINATIONS
3 Year Comparative Data: Fiscal Years 2003 - 2005**



**CHART CC-9.8
CIRCUIT COURT**

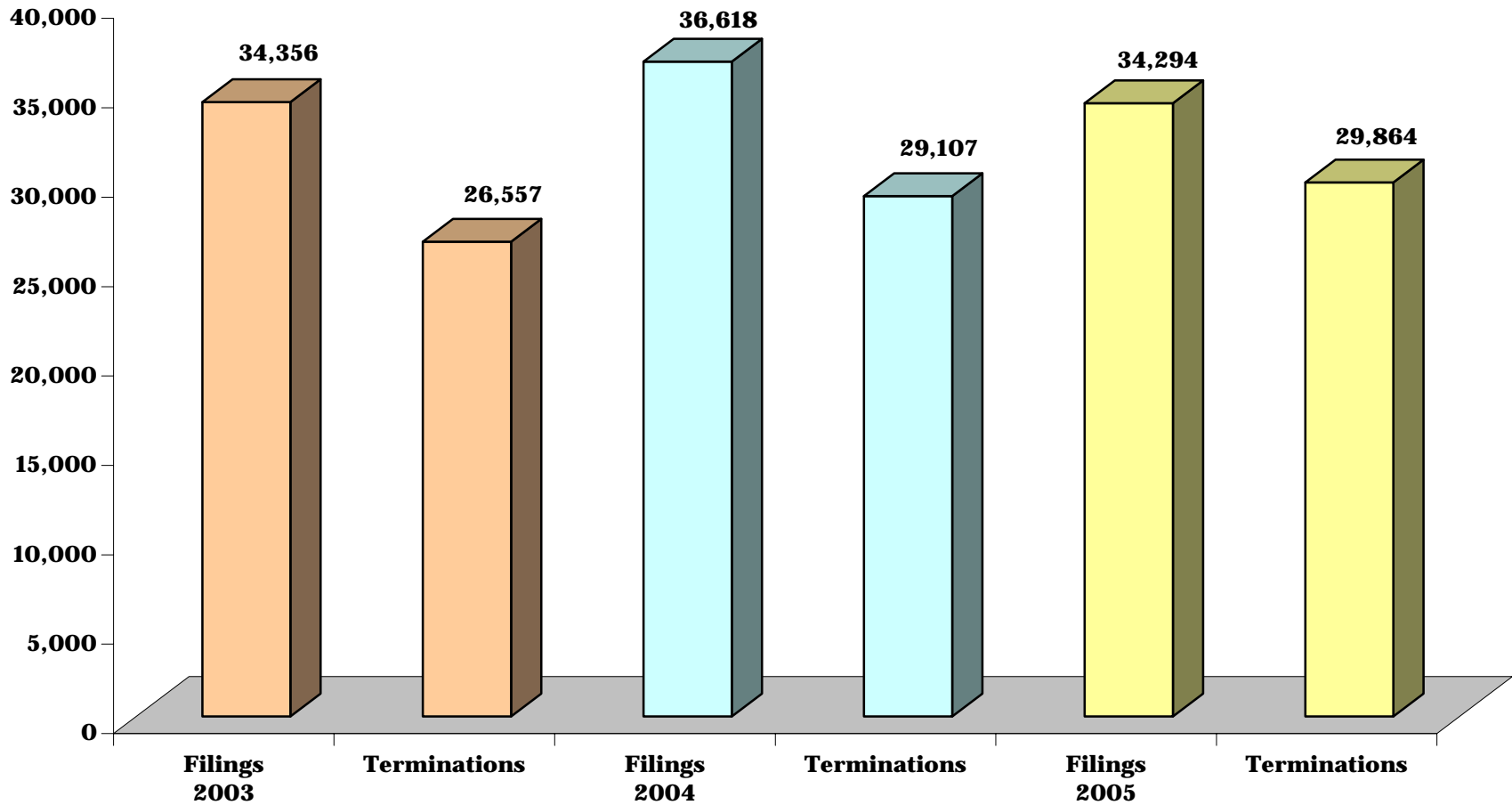
**8th CIRCUIT
Baltimore City**

**JUVENILE FILINGS AND TERMINATIONS
3 Year Comparative Data: Fiscal Years 2003 - 2005**



**CHART CC-9.9
CIRCUIT COURT**

**STATE TOTALS
JUVENILE FILINGS AND TERMINATIONS
3 Year Comparative Data: Fiscal Years 2003 - 2005**



**TABLE CC-10.1
CIRCUIT COURT**

SMALL JURISDICTIONS: CATEGORIES OF TERMINATIONS

**Original and Reopened Cases
Fiscal Year 2005**

	Caroline	Dorchester	Garrett	Kent	Queen Anne's	Somerset	Talbot
Total Civil-General	336	410	264	186	551	407	307
Motor Tort	21	18	17	5	31	7	30
Other Tort	10	6	9	11	4	4	19
Contract	15	18	7	11	29	8	27
Condemnation	2	0	0	2	0	0	0
Cont'd Confessed Judgment	7	1	6	4	14	12	10
Other Law	22	35	18	19	37	40	23
<i>Appeals</i>							
District Court - On Record	1	0	0	0	5	2	6
District Court - De Novo	2	0	0	0	5	1	4
Administrative Agency	21	33	16	12	24	120	25
Other General	233	298	191	122	401	212	163
Unreported Category	2	1	0	0	1	1	0

	Caroline	Dorchester	Garrett	Kent	Queen Anne's	Somerset	Talbot
Total Civil-Family	891	984	568	564	505	1,155	591
Divorce/Nullity	271	207	199	168	225	186	265
Other Domestic Relations	308	353	262	186	166	389	220
Adoption/Guardianship	4	5	12	3	11	10	9
Paternity	231	368	81	171	99	516	81
Domestic Violence	77	51	14	36	4	54	16

SMALL JURISDICTIONS: CATEGORIES OF TERMINATIONS, page 2

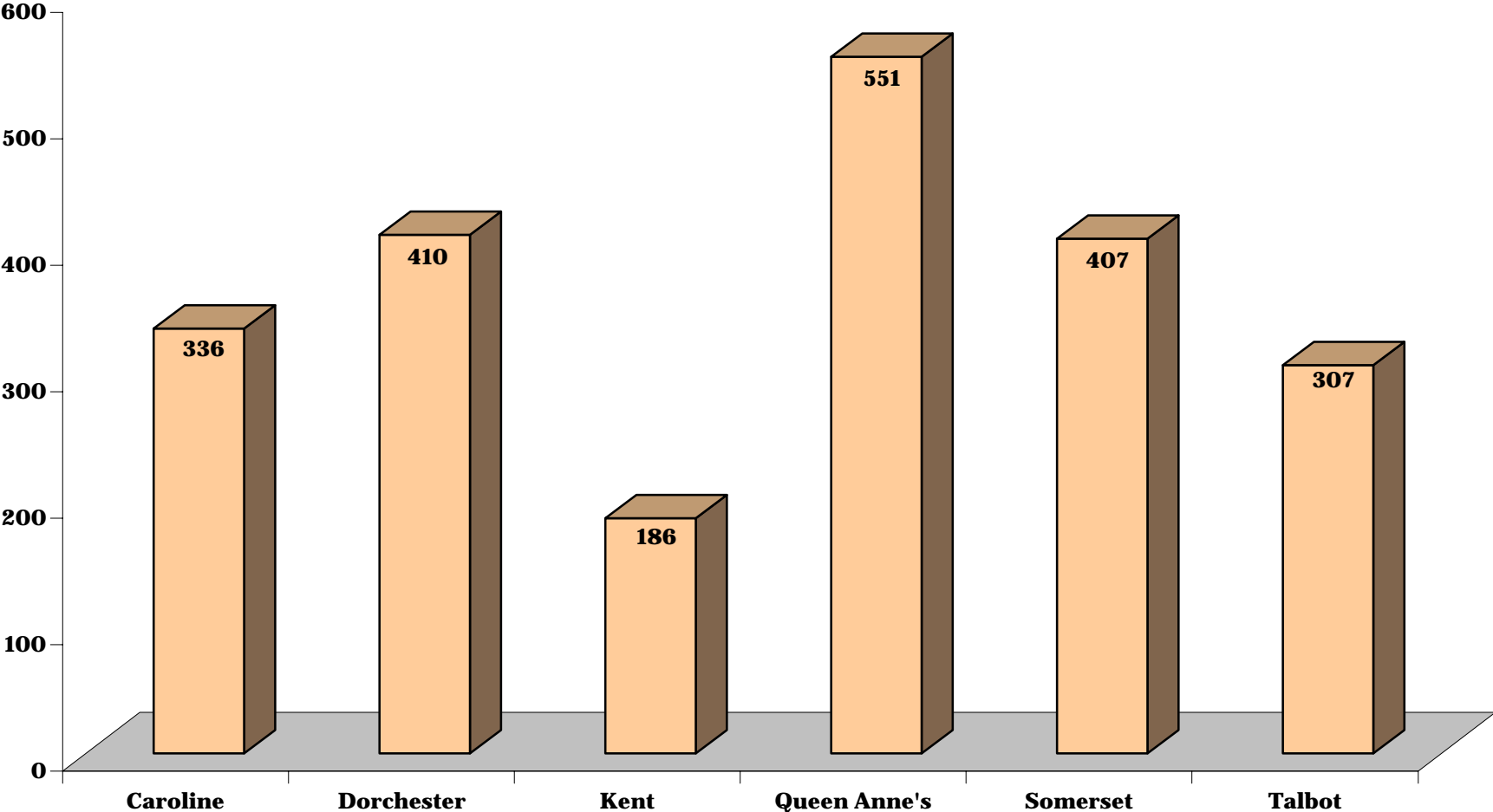
	Caroline	Dorchester	Garrett	Kent	Queen Anne's	Somerset	Talbot
Total Juvenile	179	190	67	118	197	80	307
Delinquency	155	157	35	113	182	46	278
Adult	0	0	0	0	0	0	0
Child in Need of Service	0	0	1	0	0	0	0
Child in Need of Assistance	18	21	25	5	10	25	18
Guardianship	3	7	2	0	1	6	8
Adoption	3	5	3	0	4	0	3
Peace Orders	0	0	1	0	0	3	0
Unreported Category	0	0	0	0	0	0	0

	Caroline	Dorchester	Garrett	Kent	Queen Anne's	Somerset	Talbot
Total Criminal	299	632	190	336	435	361	367
Indictment/Information	97	390	82	107	133	211	228
<i>Appeals</i>							
District Court - Motor	11	26	6	8	37	5	19
District Court - Other	10	15	8	11	10	6	8
Jury Trial Prayed - Motor	57	49	36	57	76	35	23
Jury Trial Prayed - Other	124	146	48	153	169	104	89
Non Support	0	0	0	0	0	0	0
Post Conviction	0	6	10	0	10	0	0
Unreported Category	0	0	0	0	0	0	0

	Caroline	Dorchester	Garrett	Kent	Queen Anne's	Somerset	Talbot
TOTAL TERMINATIONS	1,705	2,216	1,089	1,204	1,688	2,003	1,572

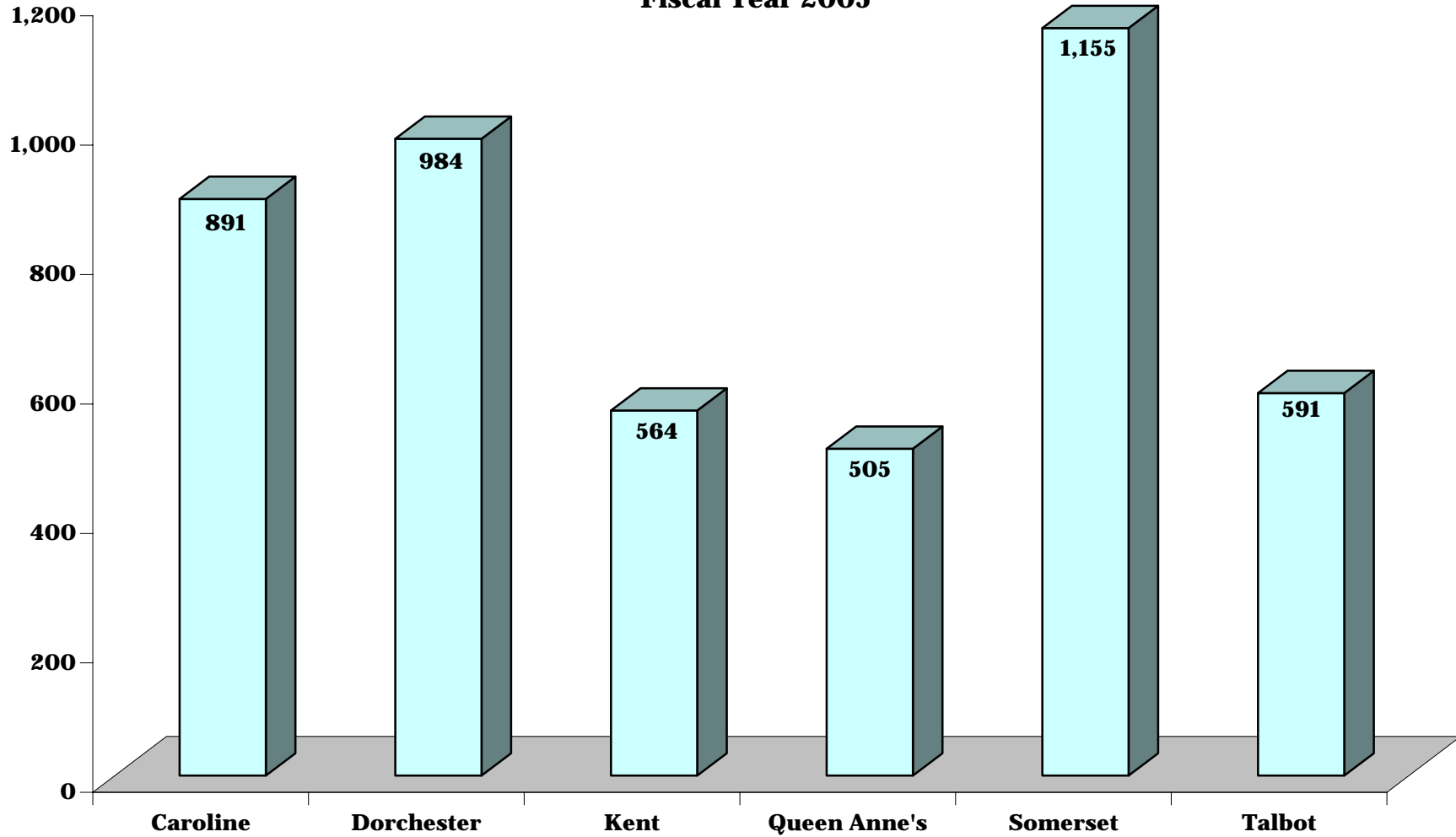
**CHART CC-10.1.1
CIRCUIT COURT**

**SMALL JURISDICTIONS
CIVIL-GENERAL TERMINATIONS
Fiscal Year 2005**



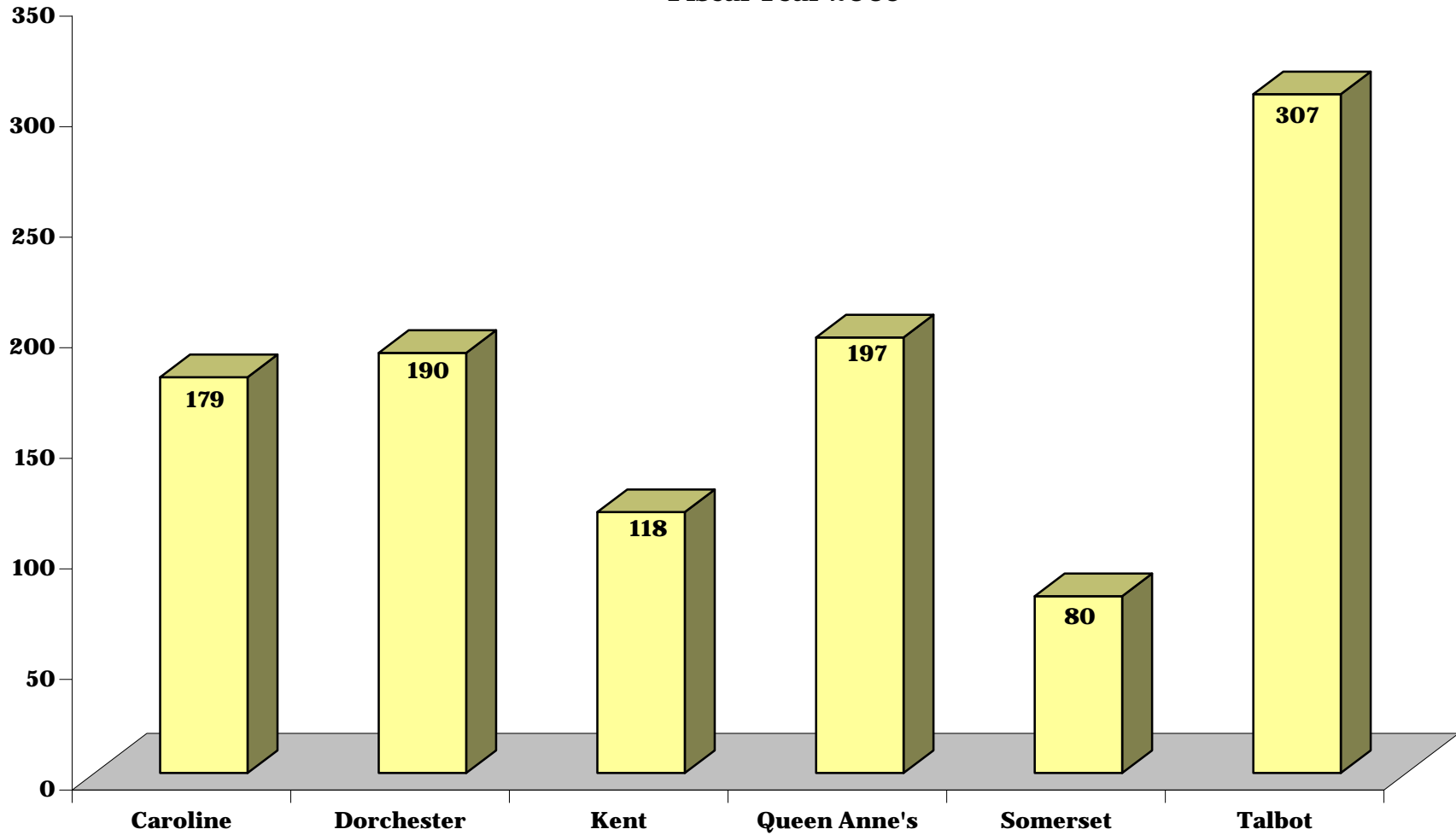
**CHART CC-10.1.2
CIRCUIT COURT**

**SMALL JURISDICTIONS
CIVIL-FAMILY TERMINATIONS
Fiscal Year 2005**



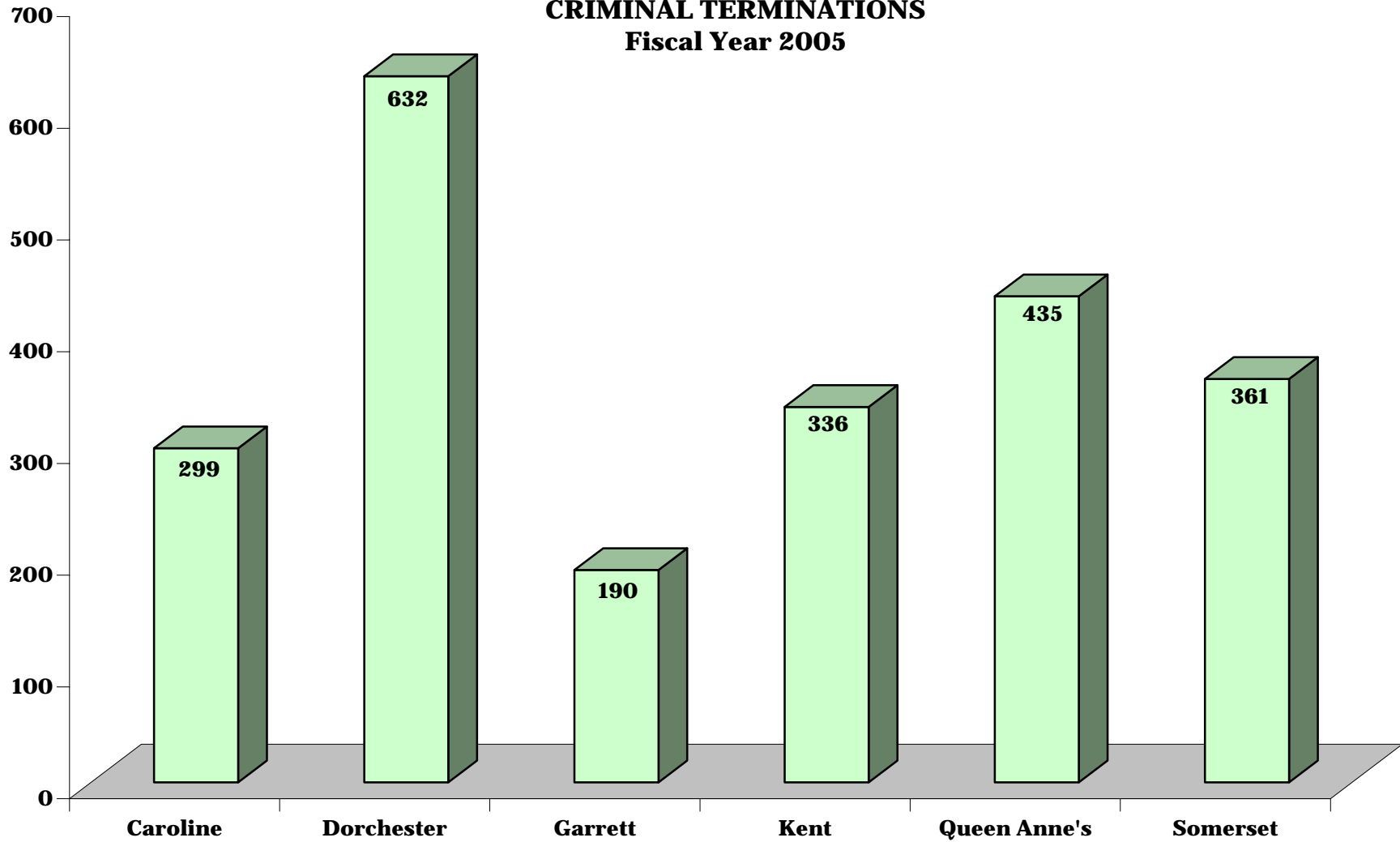
**CHART CC-10.1.3
CIRCUIT COURT**

**SMALL JURISDICTIONS
JUVENILE TERMINATIONS
Fiscal Year 2005**



**CHART CC-10.1.4
CIRCUIT COURT**

**SMALL JURISDICTIONS
CRIMINAL TERMINATIONS
Fiscal Year 2005**



**TABLE CC-10.2
CIRCUIT COURT**

MEDIUM JURISDICTIONS: CATEGORIES OF TERMINATIONS

**Original and Reopened Cases
Fiscal Year 2005**

	Allegany	Calvert	Carroll	Cecil	Frederick	St. Mary's	Washington	Wicomico	Worcester
Total Civil-General	1,153	746	1,126	1,234	1,629	646	1,073	860	996
Motor Tort	64	54	74	113	140	61	97	78	42
Other Tort	8	1	25	41	50	10	36	1	30
Contract	24	27	67	38	138	37	61	15	65
Condemnation	8	1	6	2	13	0	0	2	4
Cont'd Confessed Judgment	19	18	17	31	39	10	29	18	10
Other Law	43	57	69	79	93	84	78	42	52
<i>Appeals</i>									
District Court - On Record	0	0	8	4	1	4	16	2	2
District Court - De Novo	2	0	2	1	7	13	34	4	8
Administrative Agency	215	47	136	57	141	33	186	74	23
Other General	770	540	718	866	1,007	394	535	624	758
Unreported Category	0	1	4	2	0	0	1	0	2

	Allegany	Calvert	Carroll	Cecil	Frederick	St. Mary's	Washington	Wicomico	Worcester
Total Civil-Family	1,668	2,789	1,877	2,945	2,996	1,956	4,548	1,953	1,629
Divorce/Nullity	584	814	840	795	1,273	670	1,126	545	334
Other Domestic Relations	706	855	509	1,354	1,069	624	2,187	657	491
Adoption/Guardianship	39	30	67	40	60	30	28	27	14
Paternity	325	1,033	100	619	520	523	1,171	679	772
Domestic Violence	14	57	361	137	74	109	36	45	18

MEDIUM JURISDICTIONS: CATEGORIES OF TERMINATIONS, page 2

	Allegany	Calvert	Carroll	Cecil	Frederick	St. Mary's	Washington	Wicomico	Worcester
Total Juvenile	320	672	964	307	883	508	1,338	564	287
Delinquent	265	601	847	248	653	476	1,047	483	230
Adult	0	0	5	0	0	2	0	1	0
Child in Need of Service	10	0	16	1	3	0	3	0	0
Child in Need of Assistance	44	29	40	40	159	23	228	42	51
Guardianship	1	14	1	11	35	2	26	12	6
Adoption	0	6	0	7	17	5	21	14	0
Peace Orders	0	22	55	0	15	0	13	12	0
Unreported Category	0	0	0	0	1	0	0	0	0

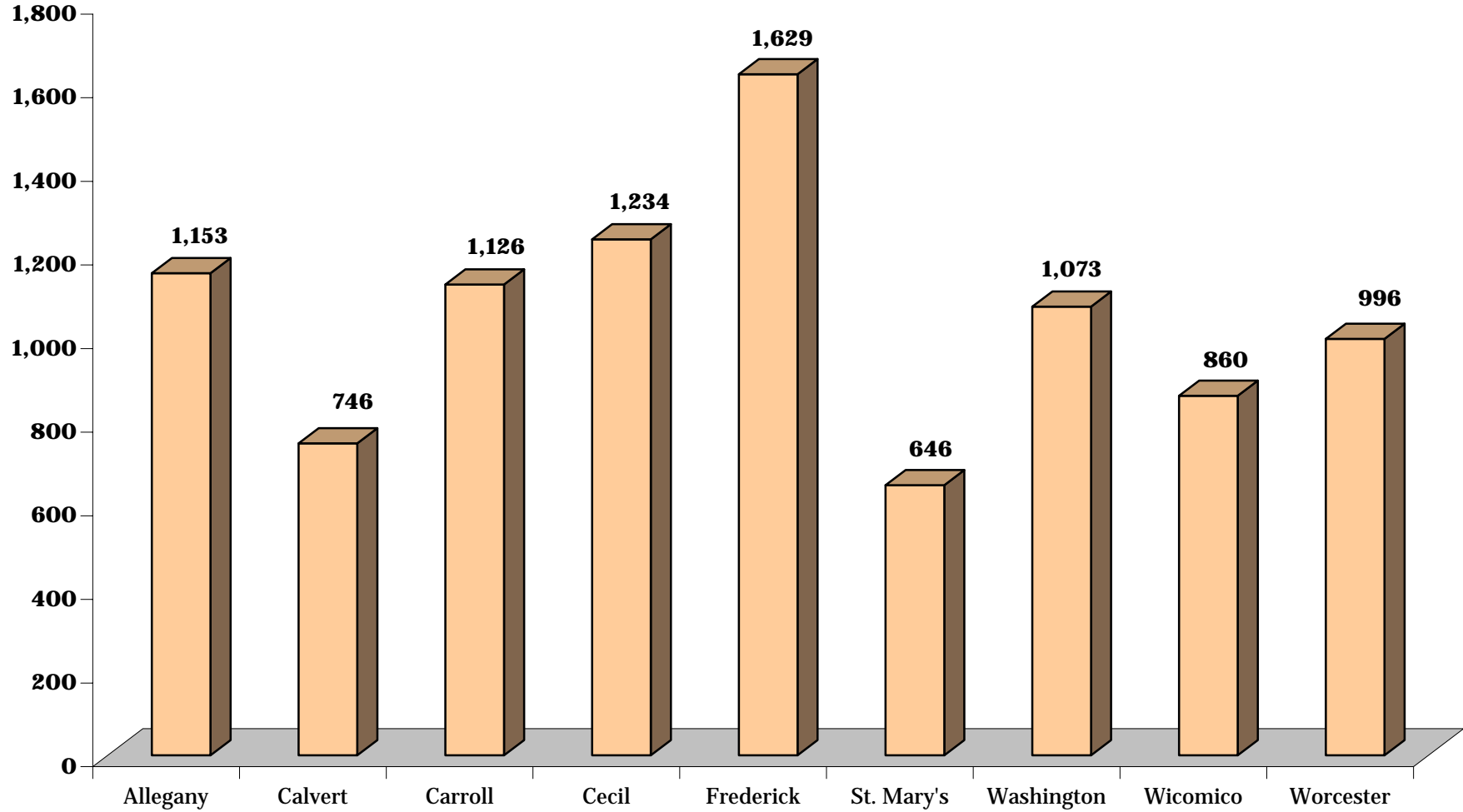
	Allegany	Calvert	Carroll	Cecil	Frederick	St. Mary's	Washington	Wicomico	Worcester
Total Criminal	692	572	2,122	2,222	2,163	807	2,715	2,425	1,520
Indictment/Information	210	283	537	606	606	395	857	981	309
<i>Appeals from District Court</i>									
District Court - Motor	21	8	77	56	144	13	92	35	34
District Court - Other	47	6	41	22	62	18	86	43	18
Jury Trial Prayed - Motor	112	121	642	539	703	120	607	534	584
Jury Trial Prayed - Other	302	150	824	672	637	254	1,055	826	574
Non Support	0	2	0	325	0	3	0	0	0
Post Conviction	0	2	1	0	9	4	18	6	0
Unreported Category	0	0	0	2	2	0	0	0	1

	Allegany	Calvert	Carroll	Cecil	Frederick	St. Mary's	Washington	Wicomico	Worcester
TOTAL TERMINATIONS	3,833	4,779	6,089	6,708	7,671	3,917	9,674	5,802	4,432

CHART CC-10.2.1

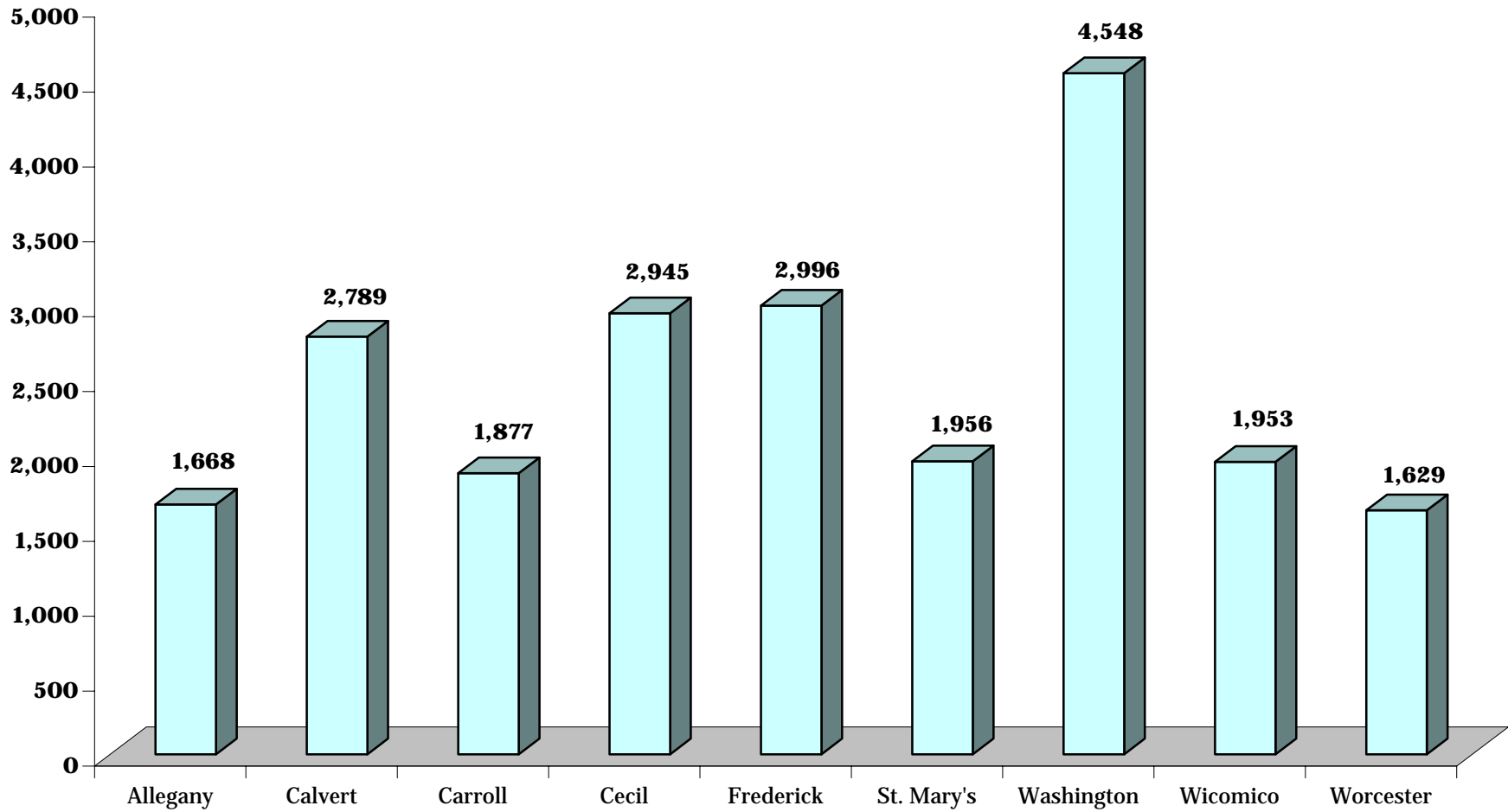
CIRCUIT COURT

**MEDIUM JURISDICTIONS
CIVIL-GENERAL TERMINATIONS
Fiscal Year 2005**



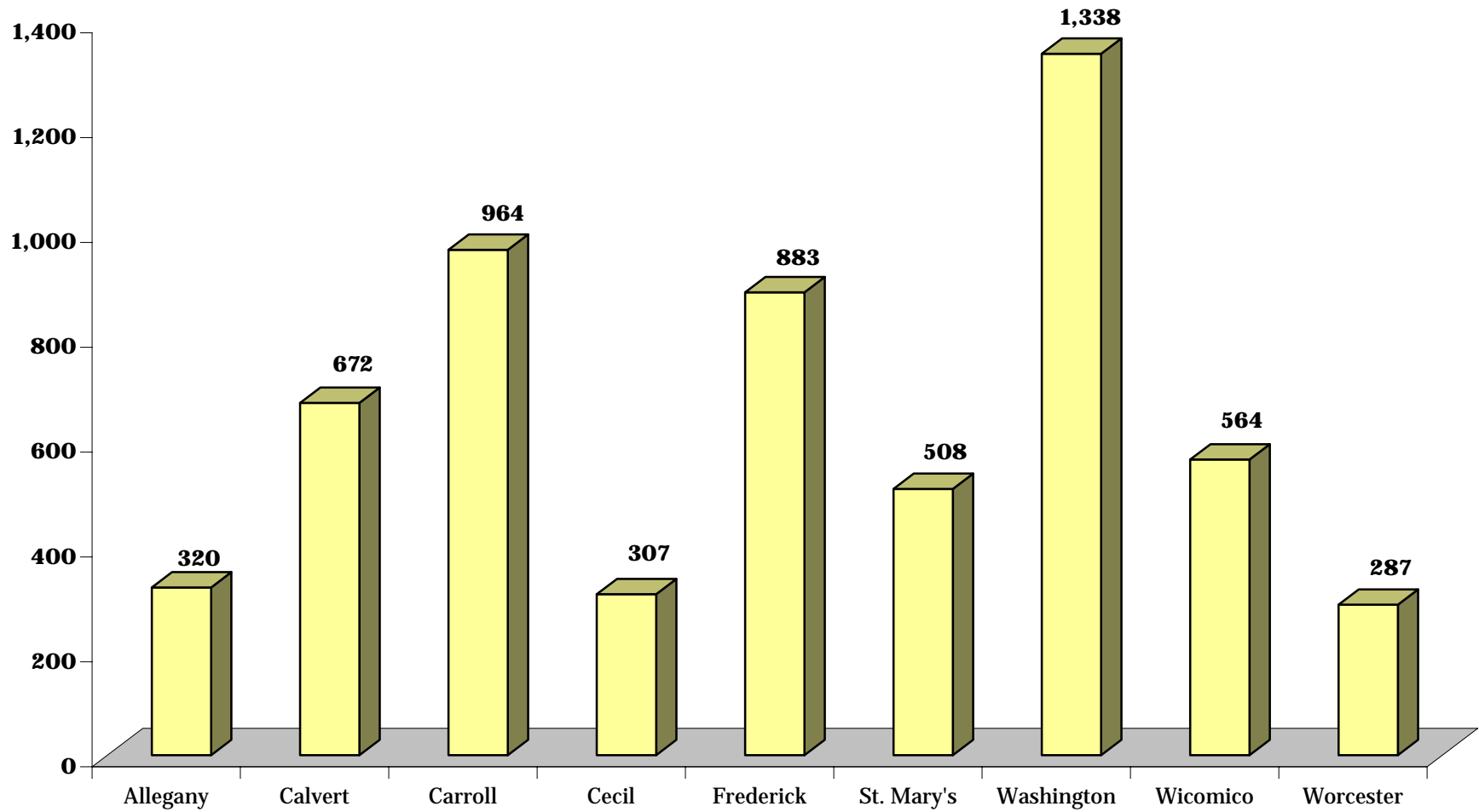
**CHART CC-10.2.2
CIRCUIT COURT**

**MEDIUM JURISDICTIONS
CIVIL-FAMILY TERMINATIONS
Fiscal Year 2005**



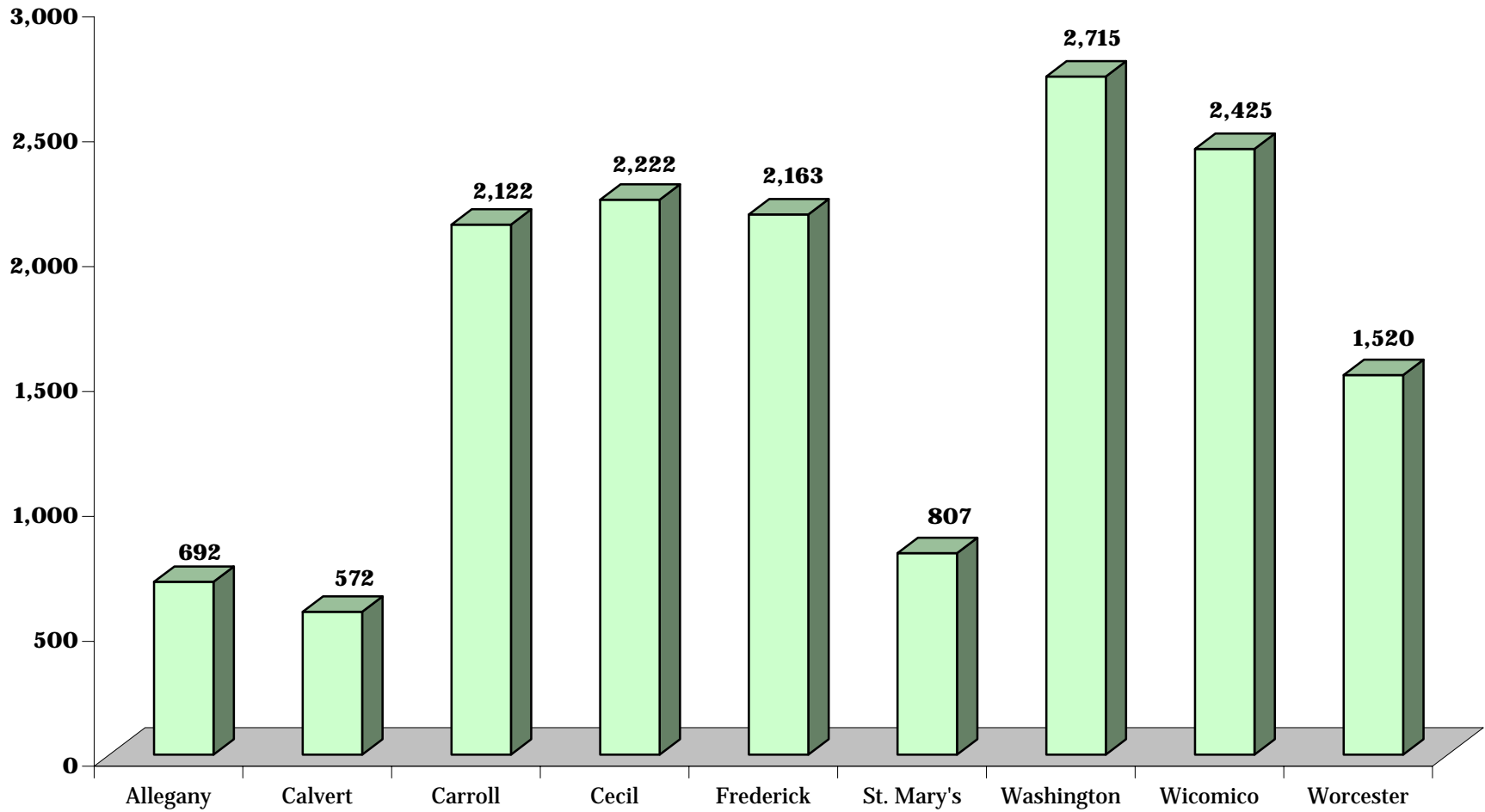
**CHART CC-10.2.3
CIRCUIT COURT**

**MEDIUM JURISDICTIONS
JUVENILE TERMINATIONS
Fiscal Year 2005**



**CHART CC-10.2.4
CIRCUIT COURT**

**MEDIUM JURISDICTIONS
CRIMINAL TERMINATIONS
Fiscal Year 2005**



**TABLE CC-10.3
CIRCUIT COURT**

MEDIUM-LARGE JURISDICTIONS: CATEGORIES OF TERMINATIONS

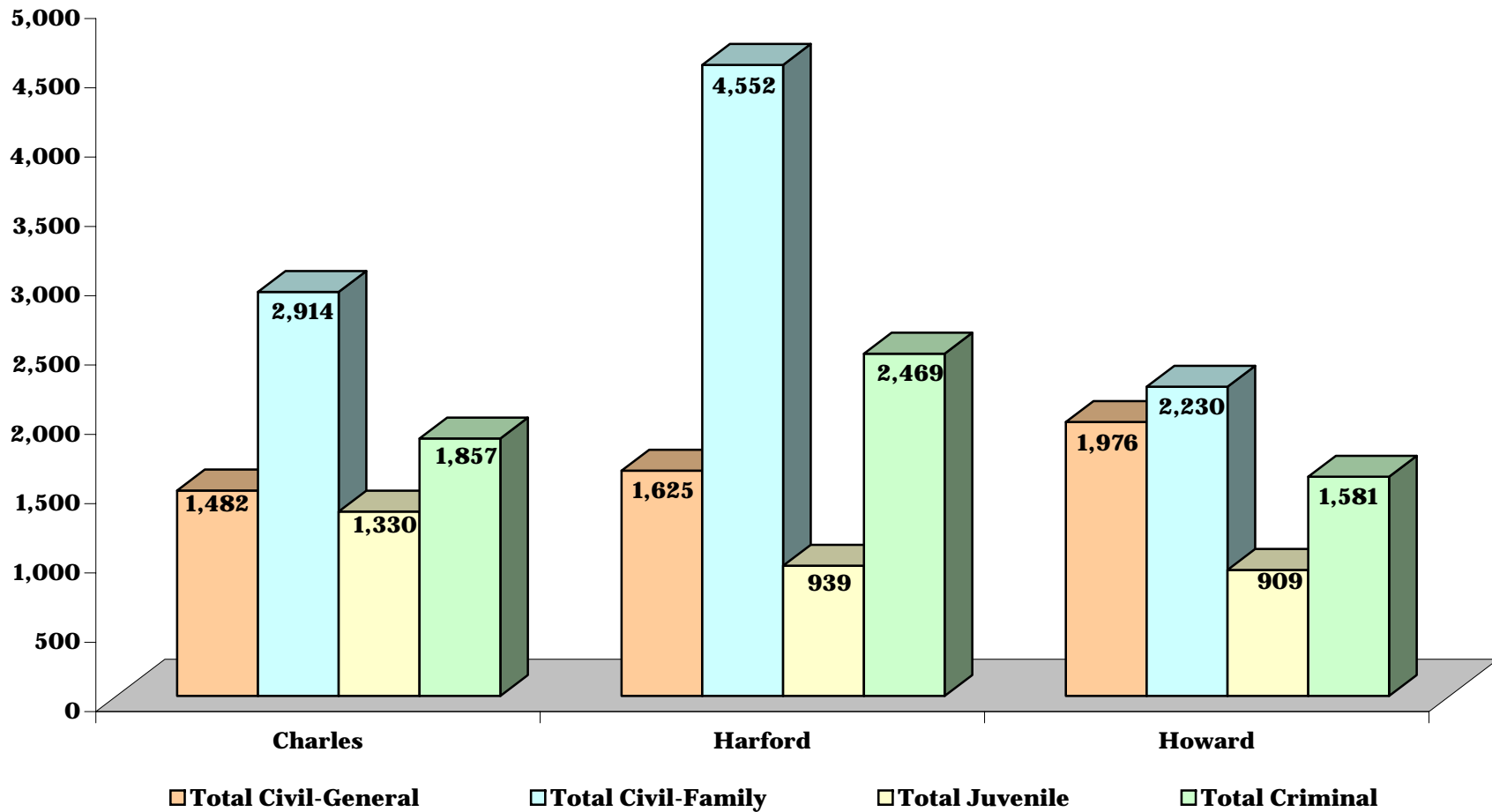
**Original and Reopened Cases
Fiscal Year 2005**

	Charles	Harford	Howard
Total Civil-General	1,482	1,625	1,976
Motor Tort	117	233	168
Other Tort	61	44	85
Contract	91	60	232
Condemnation	45	3	8
Cont'd Confessed Judgment	12	40	50
Other Law	90	93	104
<i>Appeals</i>			
District Court - On Record	0	1	2
District Court - De Novo	1	2	3
Administrative Agency	66	174	207
Other General	997	975	1,117
Unreported Category	2	0	0
Total Civil-Family	2,914	4,552	2,230
Divorce/Nullity	1,041	1,750	1,191
Other Domestic Relations	832	1,629	566
Adoption/Guardianship	36	76	52
Paternity	723	802	261
Domestic Violence	282	295	160
	Charles	Harford	Howard
Total Juvenile	1,330	939	909
Delinquency	1,266	706	855
Adult	0	0	0
Child in Need of Service	0	0	0
Child in Need of Assistance	46	160	47
Guardianship	9	39	3
Adoption	9	28	0
Peace Orders	0	6	4
Unreported Category	0	0	0
Total Criminal	1,857	2,469	1,581
Indictment/Information	926	723	581
<i>Appeals</i>			
District Court - Motor	50	64	102
District Court - Other	24	77	45
Jury Trial Prayed - Motor	315	646	353
Jury Trial Prayed - Other	521	959	494
Non Support	3	0	1
Post Conviction	13	0	2
Unreported Category	5	0	3
TOTAL TERMINATIONS	7,583	9,585	6,696

**CHART CC-10.3
CIRCUIT COURT**

MEDIUM-LARGE JURISDICTIONS: ALL CATEGORIES OF TERMINATIONS

Fiscal Year 2005



**TABLE CC-10.4
CIRCUIT COURT**

LARGE JURISDICTIONS: CATEGORIES OF TERMINATIONS

**Original and Reopened Cases
Fiscal Year 2005**

	Anne Arundel	Baltimore City	Baltimore County	Montgomery	Prince George's
Total Civil-General	6,688	17,198	9,222	12,351	9,617
Motor Tort	451	1,310	851	640	1,129
Other Tort	40	1,047	414	731	649
Contract	615	606	864	1,619	624
Condemnation	9	136	10	23	1
Cont'd Confessed Judgment	85	89	129	140	0
Other Law	185	1,784	309	5,933	498
<i>Appeals</i>					
District Court - On Record	33	74	62	94	84
District Court - De Novo	43	123	140	174	128
Administrative Agency	367	946	739	480	333
Other General	4,859	11,079	5,702	2,515	6,167
Unreported Category	1	4	2	2	4

	Anne Arundel	Baltimore City	Baltimore County	Montgomery	Prince George's
Total Civil-Family	9,047	15,253	9,366	11,182	14,202
Divorce/Nullity	3,806	3,449	3,887	5,703	6,791
Other Domestic Relations	2,331	1,881	3,680	1,682	3,401
Adoption/Guardianship	479	164	265	1,725	93
Paternity	2,063	9,471	989	1,376	3,549
Domestic Violence	368	288	545	696	368

LARGE JURISDICTIONS: CATEGORIES OF TERMINATIONS, page 2

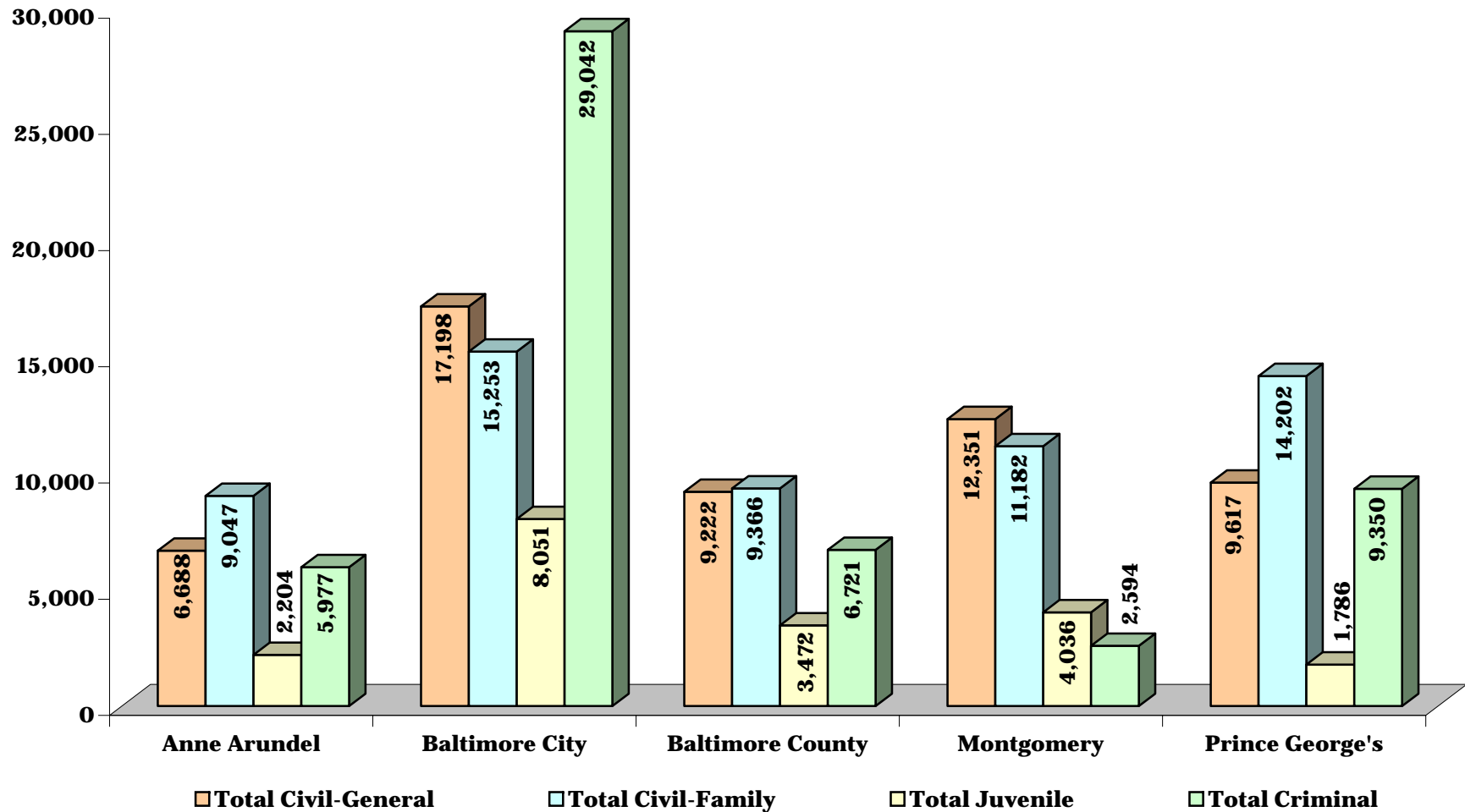
	Anne Arundel	Baltimore City	Baltimore County	Montgomery	Prince George's
Total Juvenile	2,204	8,051	3,472	4,036	1,786
Delinquent	1,982	5,312	2,754	3,670	1,397
Adult	2	0	0	0	0
Child in Need of Service	8	49	1	0	0
Child in Need of Assistance	189	1,879	586	237	267
Guardianship	13	313	42	33	68
Adoption	0	326	32	31	54
Peace Orders	10	170	57	51	0
Unreported Category	0	2	0	14	0

	Anne Arundel	Baltimore City	Baltimore County	Montgomery	Prince George's
Total Criminal	5,977	29,042	6,721	2,594	9,350
Indictment/Information	4,111	15,947	3,864	1,728	4,429
<i>Appeals from District Court</i>					
District Court - Motor	278	364	543	195	74
District Court - Other	395	392	637	344	172
Jury Trial Prayed - Motor	274	992	411	91	2,221
Jury Trial Prayed - Other	914	11,308	1,127	217	2,301
Non Support	1	0	123	0	0
Post Conviction	4	36	0	19	138
Unreported Category	0	3	16	0	15

	Anne Arundel	Baltimore City	Baltimore County	Montgomery	Prince George's
TOTAL TERMINATIONS	27,880	80,168	34,289	37,503	37,749

**CHART CC-10.4
CIRCUIT COURT**

**LARGE JURISDICTIONS: ALL CATEGORIES OF TERMINATIONS
Fiscal Year 2005**



**TABLE CC-11.1
CIRCUIT COURT**

CIVIL:*
AVERAGE DAYS FROM FILING TO DISPOSITION

3 Year Comparative Table: Fiscal Years 2003 - 2005

	2002-03	2003-04	2004-05
First Circuit			
Dorchester	164	151	159
Somerset	138	144	124
Wicomico	195	178	170
Worcester	165	141	136
Second Circuit			
Caroline	181	208	194
Cecil	161	184	193
Kent	167	154	161
Queen Anne's	165	189	157
Talbot	166	194	189
Third Circuit			
Baltimore	206	205	221
Harford	153	160	187
Fourth Circuit			
Allegany	192	173	163
Garrett	183	162	157
Washington	188	183	184
	2002-03	2003-04	2004-05
Fifth Circuit			
Anne Arundel	241	243	216
Carroll	208	202	184
Howard	244	246	225
Sixth Circuit			
Frederick	233	225	229
Montgomery	143	148	146
Seventh Circuit			
Calvert	180	190	191
Charles	196	205	208
Prince George's	226	229	241
St. Mary's	182	176	193
Eighth Circuit			
Baltimore City	251	237	254
	2002-03	2003-04	2004-05
STATE AVERAGES	182	182	209

*Civil includes civil-general as well as civil-family cases.

NOTE: A small number of lengthy cases can increase an average, particularly in a jurisdiction with a small caseload. For that reason, civil cases over 721 days old have been excluded in the above calculations.

Approximately 90 to 95% of the cases represented in the above data are disposed of within this time period.

**TABLE CC-11.2
CIRCUIT COURT**

**CRIMINAL:
AVERAGE DAYS FROM FILING TO DISPOSITION**

3 Year Comparative Table: Fiscal Years 2003 - 2005

	2002-03	2003-04	2004-05
First Circuit			
Dorchester	128	128	105
Somerset	83	99	99
Wicomico	79	85	81
Worcester	113	95	107
Second Circuit			
Caroline	153	130	N/A
Cecil	196	202	179
Kent	143	142	137
Queen Anne's	101	90	99
Talbot	125	113	102
Third Circuit			
Baltimore	125	115	113
Harford	125	129	132
Fourth Circuit			
Allegany	87	90	73
Garrett	167	150	136
Washington	104	103	104
	2002-03	2003-04	2004-05
Fifth Circuit			
Anne Arundel	108	108	102
Carroll	143	118	128
Howard	144	133	122
Sixth Circuit			
Frederick	100	104	98
Montgomery	97	97	94
Seventh Circuit			
Calvert	141	122	130
Charles	165	168	166
Prince George's	105	110	103
St. Mary's	108	95	102
Eighth Circuit			
Baltimore City	104	109	103
	2002-03	2003-04	2004-05
STATE AVERAGES	119	114	109

NOTE: A small number of lengthy cases can increase an average, particularly in a jurisdiction with a small caseload. For that reason, criminal cases over 360 days old have been excluded from the above calculations. Approximately 90 to 95% of the cases represented in the above data are disposed of within this time period.

**TABLE CC-11.3
CIRCUIT COURT**

JUVENILE:*
AVERAGE DAYS FROM FILING TO DISPOSITION

3 Year Comparative Table: Fiscal Years 2003 - 2005

	2002-03	2003-04	2004-05
First Circuit			
Dorchester	58	49	52
Somerset	46	54	39
Wicomico	52	53	54
Worcester	61	53	53
Second Circuit			
Caroline	70	58	84
Cecil	79	90	110
Kent	55	67	46
Queen Anne's	56	50	49
Talbot	42	44	51
Third Circuit			
Baltimore	85	88	98
Harford	87	90	87
Fourth Circuit			
Allegany	38	57	58
Garrett	47	60	43
Washington	51	55	49
	2002-03	2003-04	2004-05
Fifth Circuit			
Anne Arundel	63	65	66
Carroll	82	77	78
Howard	82	83	78
Sixth Circuit			
Frederick	73	76	77
Montgomery	171	57	60
Seventh Circuit			
Calvert	62	72	64
Charles	78	86	84
Prince George's	57	65	84
St. Mary's	67	70	68
Eighth Circuit			
Baltimore City	84	85	81
	2002-03	2003-04	2004-05
STATE AVERAGES	67	65	77

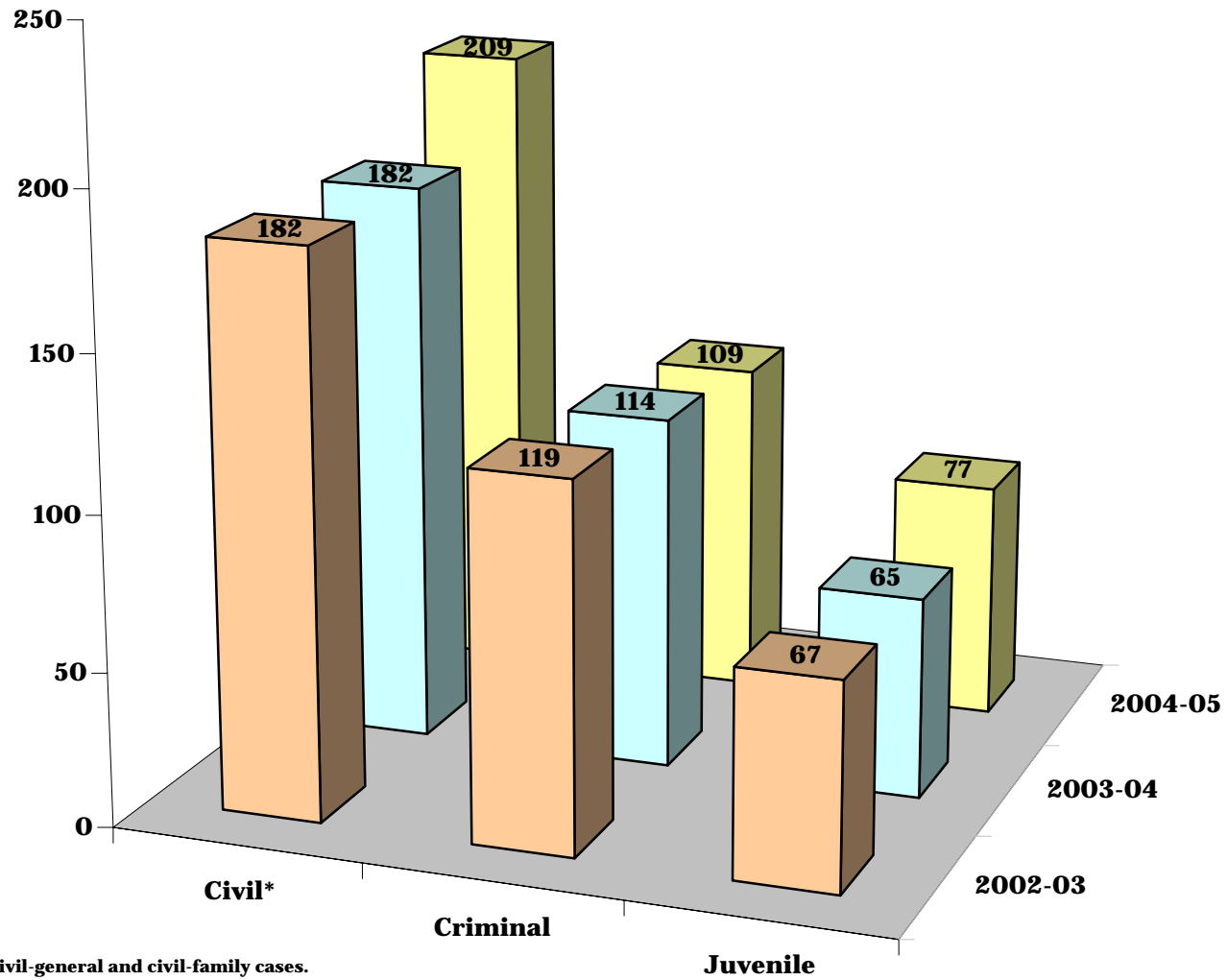
NOTE: A small number of lengthy cases can increase an average, particularly in a jurisdiction with a small caseload. For that juvenile cases over 271 days old have been excluded from the above calculations. Approximately 90 to 95% of the cases repr in the above data are disposed of within this time period.

*Does not include Child Welfare cases.

**CHART CC-11.1
CIRCUIT COURT**

**STATEWIDE AVERAGE DAYS FROM FILING TO DISPOSITION
ALL CASE TYPES**

3 Year Comparative Table: Fiscal Years 2003 - 2005



*Civil averages include civil-general and civil-family cases.

**TABLE CC-12
CIRCUIT COURT**

**DELINQUENCY TERMINATIONS
BY TYPE OF DISPOSITION**

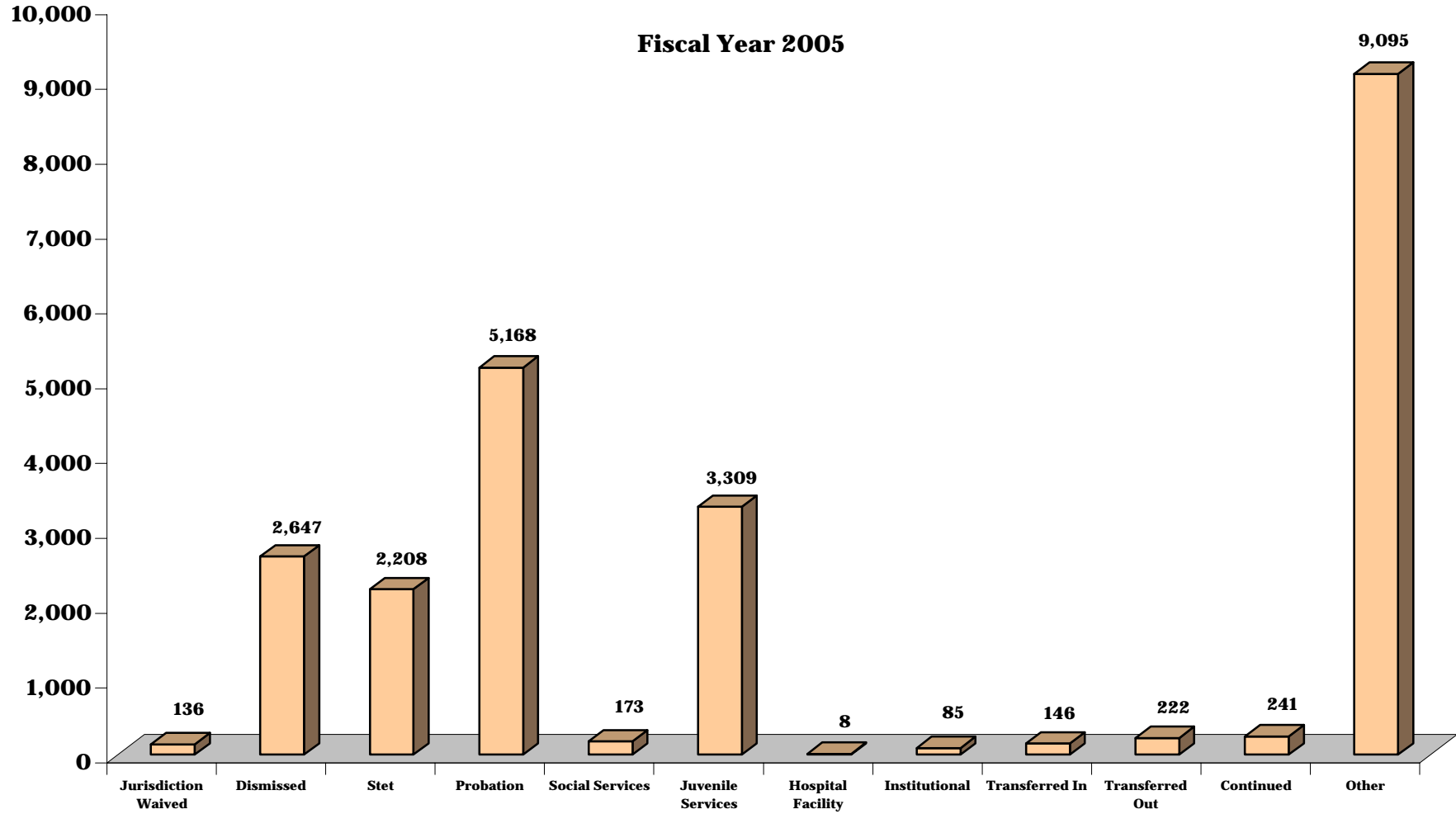
Fiscal Year 2005

	Jurisdiction Waived	Dismissed	Stet	Probation	Social Services	Juvenile Services	Hospital Facility	Institutional	Transferred In	Transferred Out	Continued	Guardianship	Adoption	Other	TOTAL
First Circuit	27	149	157	270	0	91	2	0	7	24	0	0	0	189	916
Dorchester	3	27	39	33	0	8	2	0	3	5	0	0	0	37	157
Somerset	2	12	4	10	0	6	0	0	0	2	0	0	0	10	46
Wicomico	10	74	100	157	0	54	0	0	1	13	0	0	0	74	483
Worcester	12	36	14	70	0	23	0	0	3	4	0	0	0	68	230
Second Circuit	18	117	63	191	1	109	2	9	12	7	6	0	0	163	698
Caroline	0	13	5	28	0	4	1	9	2	2	0	0	0	91	155
Cecil	14	53	43	56	0	49	1	0	6	5	1	0	0	20	248
Kent	3	28	1	45	0	8	0	0	2	0	0	0	0	26	113
Queen Anne's	1	23	14	62	1	48	0	0	2	0	5	0	0	26	182
Talbot	14	29	0	121	0	0	0	28	2	4	0	0	0	80	278
Third Circuit	21	501	1,155	997	3	305	1	2	14	25	42	0	0	394	3,460
Baltimore	0	431	1,155	806	3	231	1	2	0	0	42	0	0	83	2,754
Harford	21	70	0	191	0	74	0	0	14	25	0	0	0	311	706
Fourth Circuit	10	143	74	409	1	236	0	37	11	16	2	0	0	408	1,347
Allegany	0	122	0	58	1	13	0	0	1	7	0	0	0	63	265
Garrett	2	6	0	17	0	3	0	0	0	1	1	0	0	5	35
Washington	8	15	74	334	0	220	0	37	10	8	1	0	0	340	1,047
Fifth Circuit	8	667	391	1,081	21	384	2	3	83	97	184	0	0	719	3,640
Anne Arundel	4	347	203	690	18	277	0	3	52	56	166	0	0	166	1,982
Carroll	4	125	59	201	2	70	1	0	4	4	0	0	0	333	803
Howard	0	195	129	190	1	37	1	0	27	37	18	0	0	220	855
Sixth Circuit	19	742	132	986	147	608	0	0	2	17	0	0	0	1,670	4,323
Frederick	1	119	0	179	1	89	0	0	2	8	0	0	0	254	653
Montgomery	18	623	132	807	146	519	0	0	0	9	0	0	0	1,416	3,670
Seventh Circuit	6	110	236	1,234	0	856	1	34	17	26	7	0	0	1,213	3,740
Calvert	2	53	73	216	0	66	0	0	4	9	7	0	0	171	601
Charles	4	1	35	274	0	306	0	7	6	13	0	0	0	620	1,266
Prince George's	0	40	93	604	0	459	0	7	0	0	0	0	0	194	1,397
St. Mary's	0	16	35	140	0	25	1	20	7	4	0	0	0	228	476
Eighth Circuit	25	218	0	0	0	720	0	0	0	10	0	0	0	4,339	5,312
Baltimore City	25	218	0	0	0	720	0	0	0	10	0	0	0	4,339	5,312
STATE TOTALS	134	2,647	2,208	5,168	173	3,309	8	85	146	222	241	0	0	9,095	23,436

**CHART CC-12.1
CIRCUIT COURT**

**STATE TOTALS
DELINQUENCY TERMINATIONS
BY TYPE OF DISPOSITION**

Fiscal Year 2005



**TABLE CC-13
CIRCUIT COURT**

**COURT TRIALS, JURY TRIALS AND HEARINGS:
BY COUNTY, CIRCUIT AND FUNCTIONAL AREA**

Fiscal Year 2005

	1st Circuit				2nd Circuit					3rd Circuit		4th Circuit		
	Dorchester	Somerset	Wicomico	Worcester	Caroline	Cecil	Kent	Queen Anne's	Talbot	Baltimore	Harford	Allegany	Garrett	Washington
TRIALS														
<i>Civil</i>														
Court	9	9	12	174	49	73	29	60	39	2,485	225	28	27	17
Jury	2	2	24	12	11	22	1	6	10	272	66	35	10	39
<i>Criminal</i>														
Court	4	5	34	466	93	23	6	14	11	79	19	9	5	59
Jury	19	8	87	22	49	21	6	13	22	*	48	11	8	70
County Totals	34	24	157	674	202	139	42	93	82	2,564	358	83	50	185
Court	13	14	46	640	142	96	35	74	50	2,564	244	37	32	76
Jury	21	10	111	34	60	43	7	19	32	*	114	46	18	109
Circuit Totals		889				558				2,922		318		
Court		713				397				2,808		145		
Jury		176				161				114		173		

	1st Circuit				2nd Circuit					3rd Circuit		4th Circuit		
	Dorchester	Somerset	Wicomico	Worcester	Caroline	Cecil	Kent	Queen Anne's	Talbot	Baltimore	Harford	Allegany	Garrett	Washington
HEARINGS														
<i>Civil</i>														
Civil	1,469	1,520	1,529	2,209	1,569	2,908	1,257	1,007	931	9,879	3,659	1,540	421	2,707
<i>Criminal</i>														
Criminal	804	615	3,701	1,491	808	5,864	946	951	738	6,988	4,969	1,185	200	3,575
<i>Juvenile</i>														
Juvenile	546	297	1,603	436	657	975	246	485	472	7,960	2,202	941	187	1,811
County Totals	2,819	2,432	6,833	4,136	3,034	9,747	2,449	2,443	2,141	24,827	10,830	3,666	808	8,093
Circuit Totals		16,220				19,814				35,657		12,567		

*Data not available due to reporting problems.

NOTE: Some differences may exist in the number of court trials for courts of similar size due to the recording of these events under incorrect headings.

COURT TRIALS, JURY TRIALS AND HEARINGS, page 2

	5th Circuit			6th Circuit		7th Circuit				8th Circuit	State
	Anne Arundel	Carroll	Howard	Frederick	Montgomery	Calvert	Charles	Prince George's	St. Mary's	Baltimore City	TOTALS
TRIALS											
<i>Civil</i>											
Court	98	66	242	22	840	11	219	175	10	1,030	5,949
Jury	101	15	41	49	170	21	49	205	23	157	1,343
<i>Criminal</i>											
Court	72	240	61	14	174	1	19	73	18	17	1,423
Jury	66	34	103	12	104	6	16	149	28	734	1,587
County Totals	337	355	447	97	1,288	39	303	602	79	1,938	10,172
Court	170	306	303	36	1,014	12	238	248	28	1,047	7,465
Jury	167	49	144	61	274	27	65	354	51	891	2,707
Circuit Totals		1,139			1,385		1,023			1,938	10,172
Court		779			1,050		526			1,047	7,465
Jury		360			335		497			891	2,707
	5th Circuit			6th Circuit		7th Circuit				8th Circuit	State
	Anne Arundel	Carroll	Howard	Montgomery	Frederick	Calvert	Charles	Prince George's	St. Mary's	Baltimore City	TOTALS
HEARINGS											
<i>Civil</i>	11,330	3,531	1,546	20,340	2,596	3,674	3,029	14,704	1,553	4,922	99,830
<i>Criminal</i>	12,265	5,626	4,343	10,407	2,008	1,912	4,844	14,937	1,277	19,580	110,034
<i>Juvenile</i>	5,209	2,128	2,387	11,955	1,939	1,019	2,109	11,098	1,181	80,117	137,960
County Totals	28,804	11,285	8,276	42,702	6,543	6,605	9,982	40,739	4,011	104,619	347,824
Circuit Totals		48,365			49,245		61,337			104,619	347,824

NOTE: Some differences may exist in the number of court trials for courts of similar size due to the recording of these events under incorrect headings.

**TABLE CC-14
CIRCUIT COURT**

TERMINATIONS AS A PERCENTAGE OF FILINGS

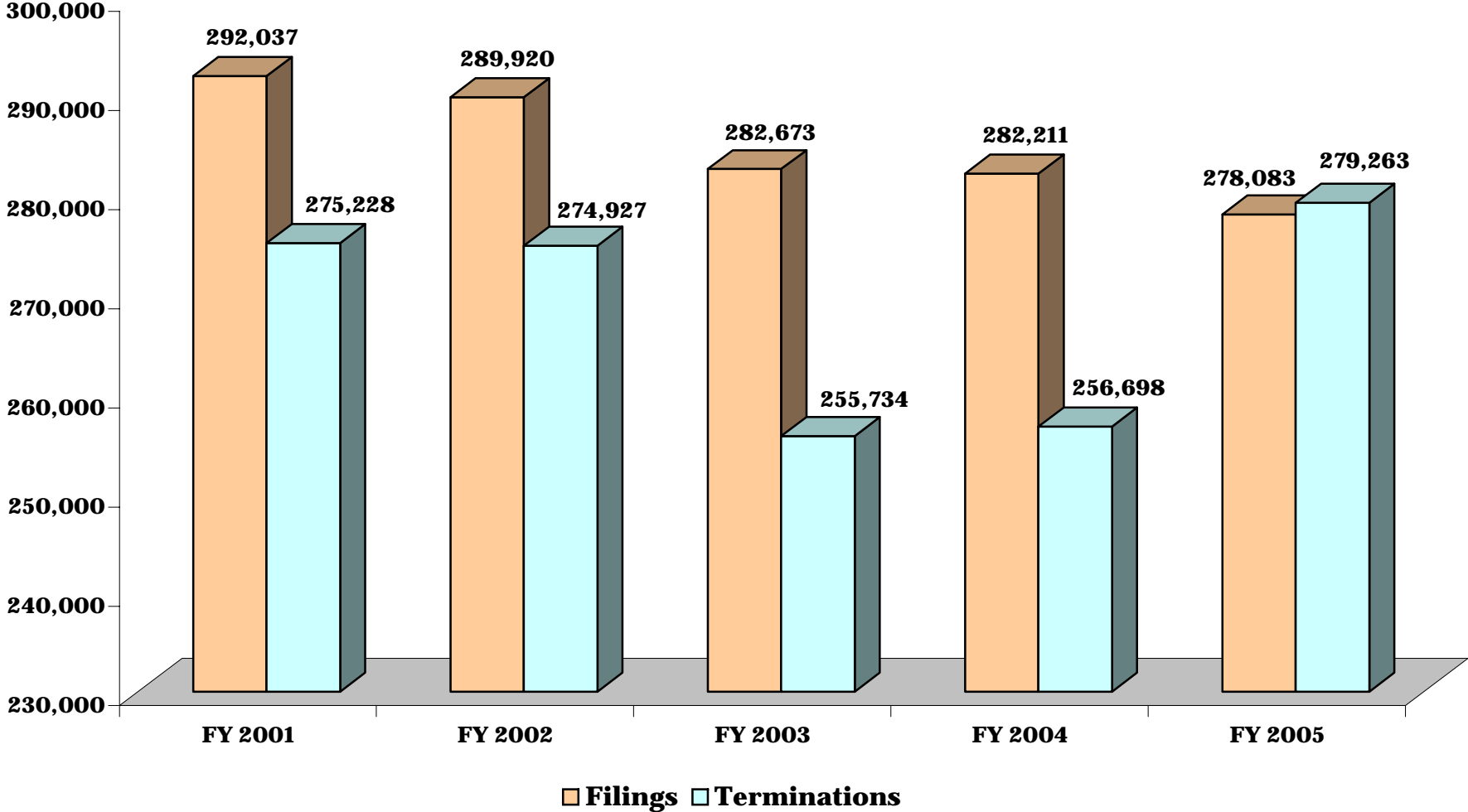
5 Year Comparative Data: Fiscal Years 2001 - 2005

	Terminations As		
	Filings	Terminations	Percent of Total Filings
FY 2001	292,037	275,228	94.2%
FY 2002	289,920	274,927	94.8%
FY 2003	282,673	255,734	90.5%
FY 2004	282,211	256,698	91.0%
FY 2005	278,083	279,263	100%
STATE TOTALS	1,424,924	1,341,850	94.2%

**CHART CC-14.1
CIRCUIT COURT**

TERMINATIONS AND FILINGS

5 Year Comparative Data: Fiscal Years 2001 - 2005



**TABLE CC-15
CIRCUIT COURT**

**JURY TRIAL PRAYERS
IN THE CIRCUIT COURTS**

5 Year Comparative Data: Fiscal Years 2001 - 2005

	FY 2001	FY 2002	FY 2003	FY 2004	FY 2005
Baltimore City	8,630	10,621	10,296	10,582	10,818
Anne Arundel County	624	890	1,153	1,268	1,359
Baltimore County	1,561	1,466	1,482	1,574	1,517
Montgomery County	3,040	2,743	1,145	639	492
Prince George's County	6,084	5,032	4,643	4,014	4,722
All Other Counties	11,827	13,144	13,639	14,125	14,331
STATE TOTALS	31,766	33,896	32,358	32,202	33,239

CHART CC-15.1

**JURY TRIAL PRAYERS
BALTIMORE CITY**

5 Year Comparative Data: Fiscal Years 2001 - 2005

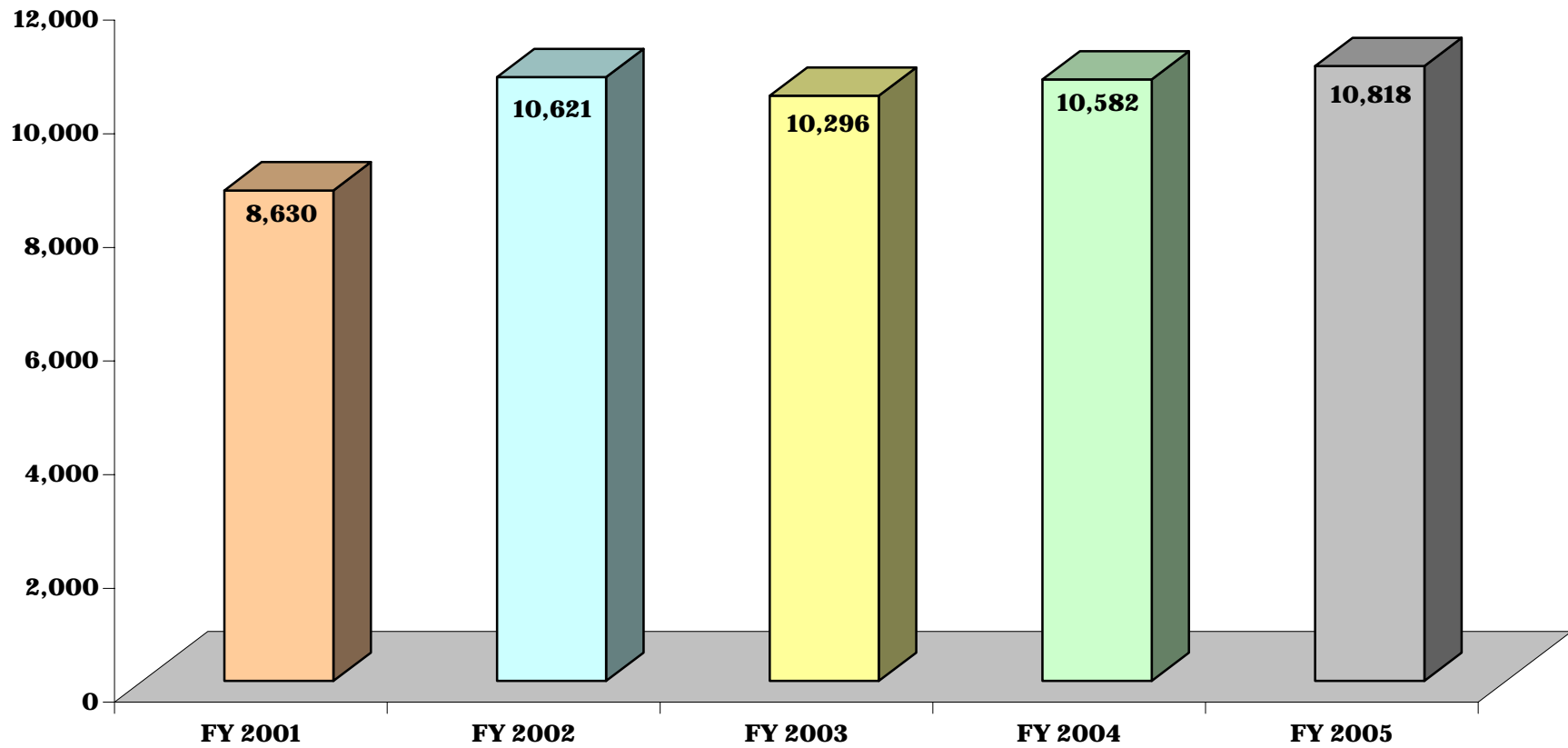


CHART CC-15.2

**JURY TRIAL PRAYERS
ANNE ARUNDEL COUNTY**

5 Year Comparative Data: Fiscal Years 2001 - 2005

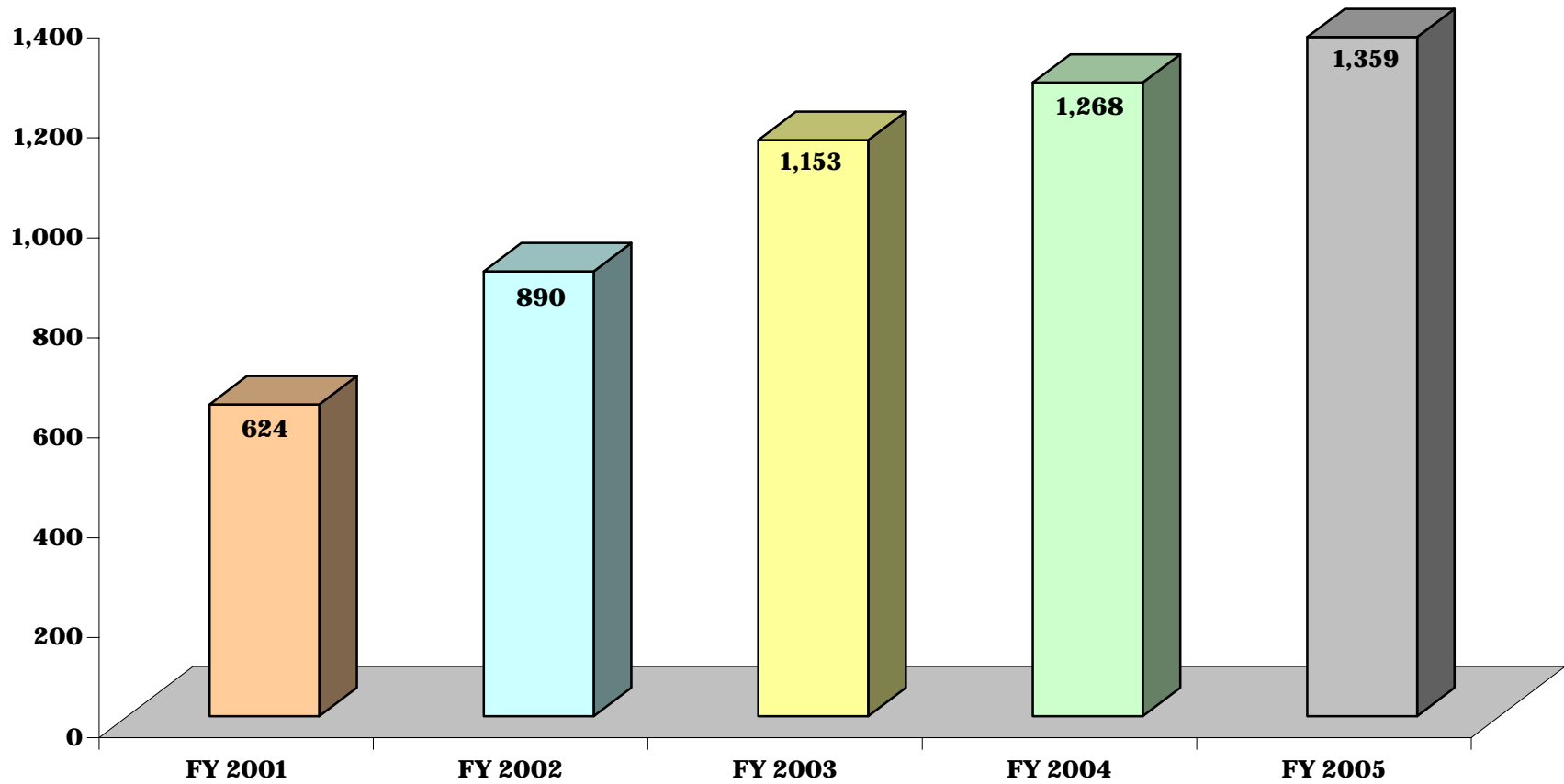


CHART CC-15.3

**JURY TRIAL PRAYERS
BALTIMORE COUNTY**

5 Year Comparative Data: Fiscal Years 2001 - 2005

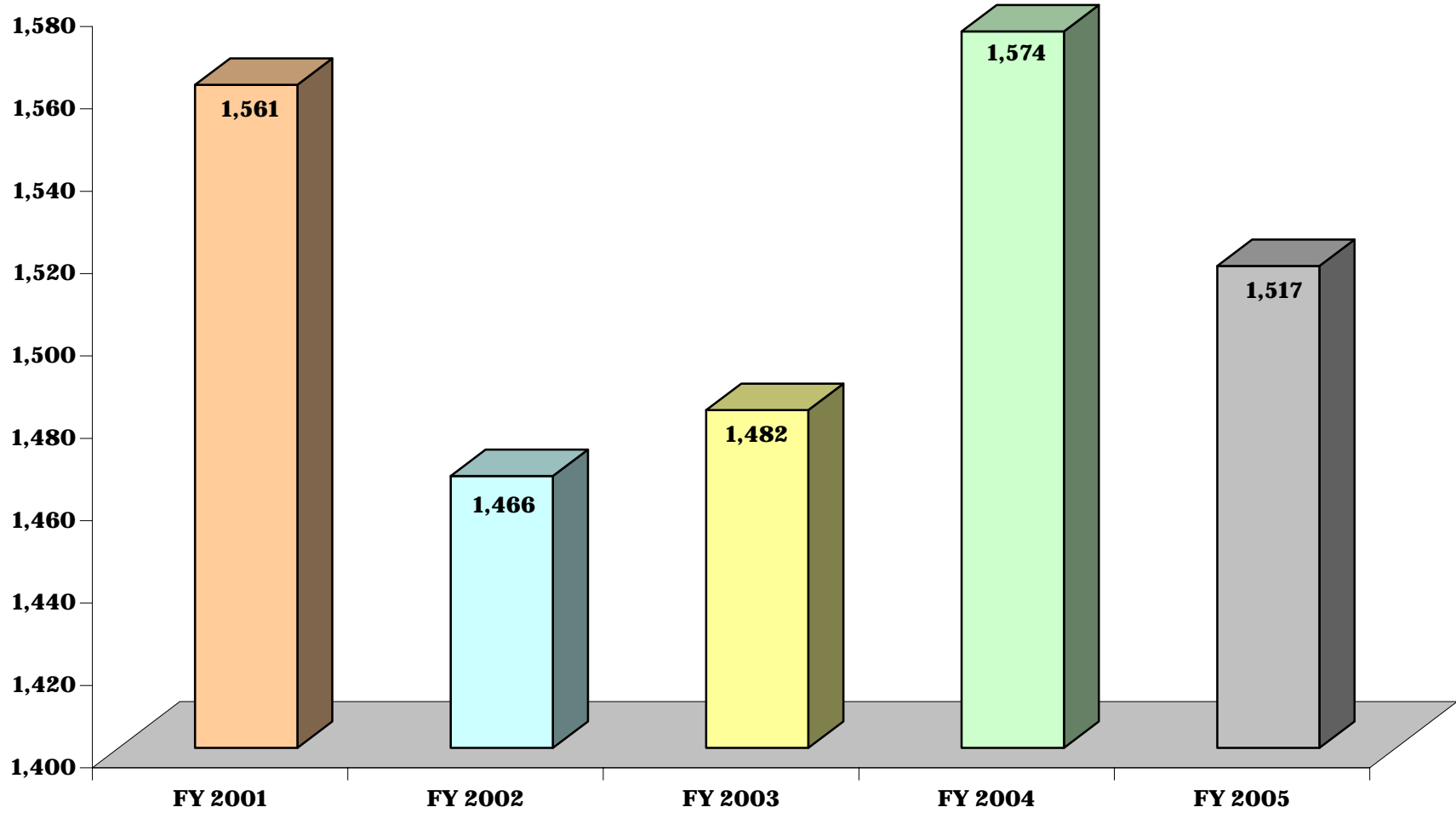


CHART CC-15.4

**JURY TRIAL PRAYERS
MONTGOMERY COUNTY**

5 Year Comparative Data: Fiscal Years 2001 - 2005

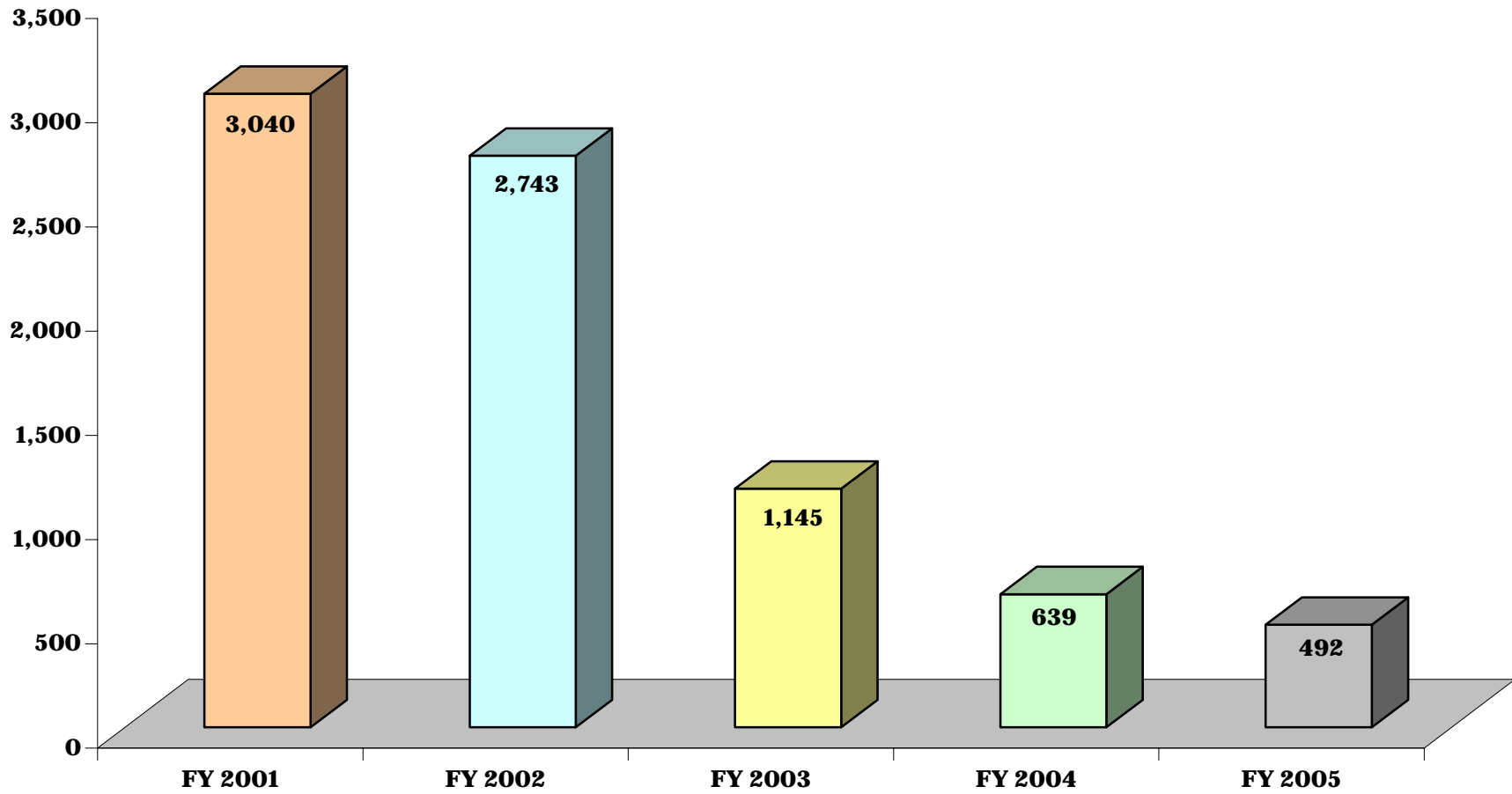


CHART CC-15.5

**JURY TRIAL PRAYERS
PRINCE GEORGE'S COUNTY**

5 Year Comparative Data: Fiscal Years 2001 - 2005

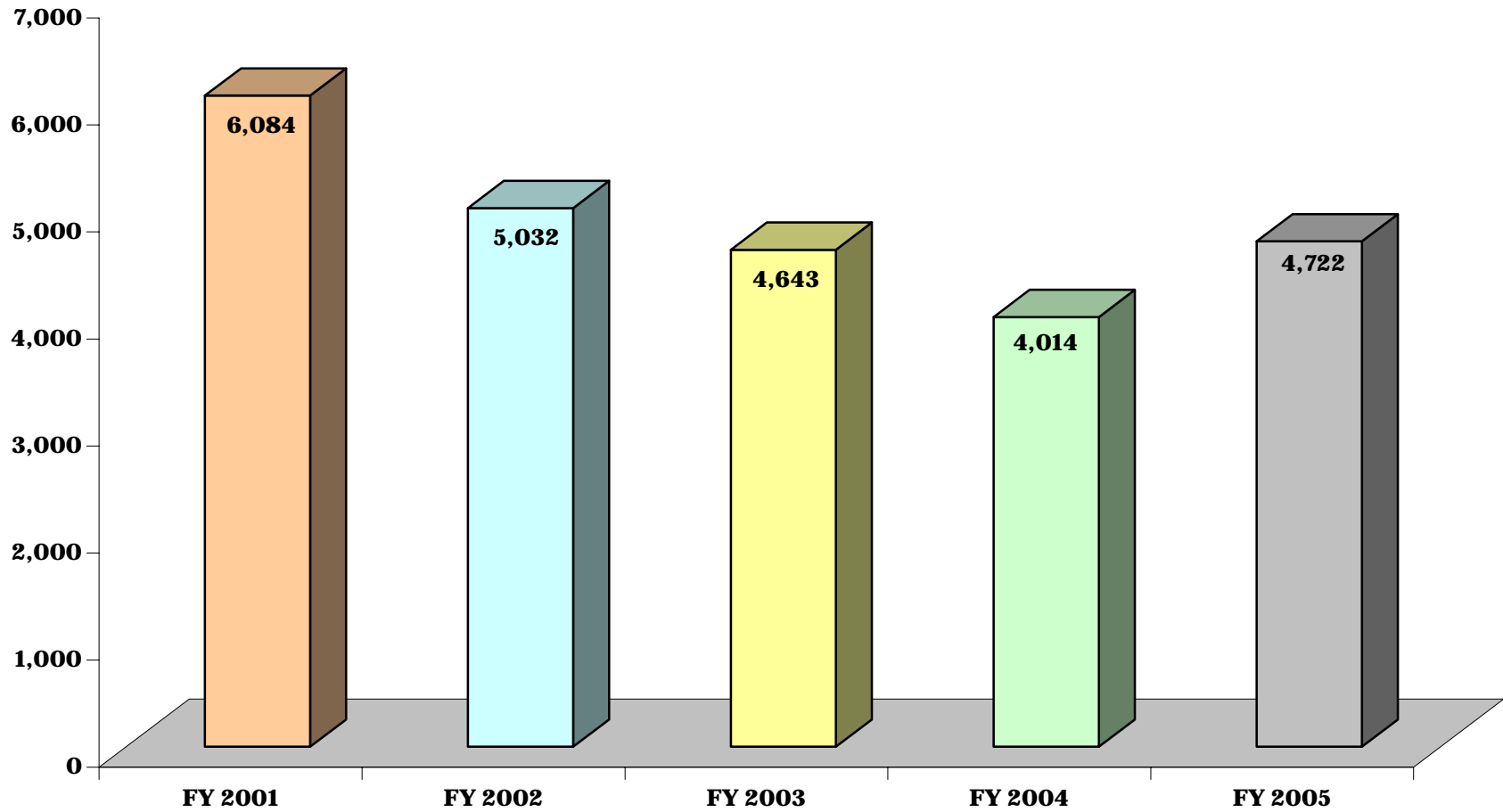


CHART CC-15.6

**JURY TRIAL PRAYERS
ALL OTHER COUNTIES**

5 Year Comparative Data: Fiscal Years 2001 - 2005

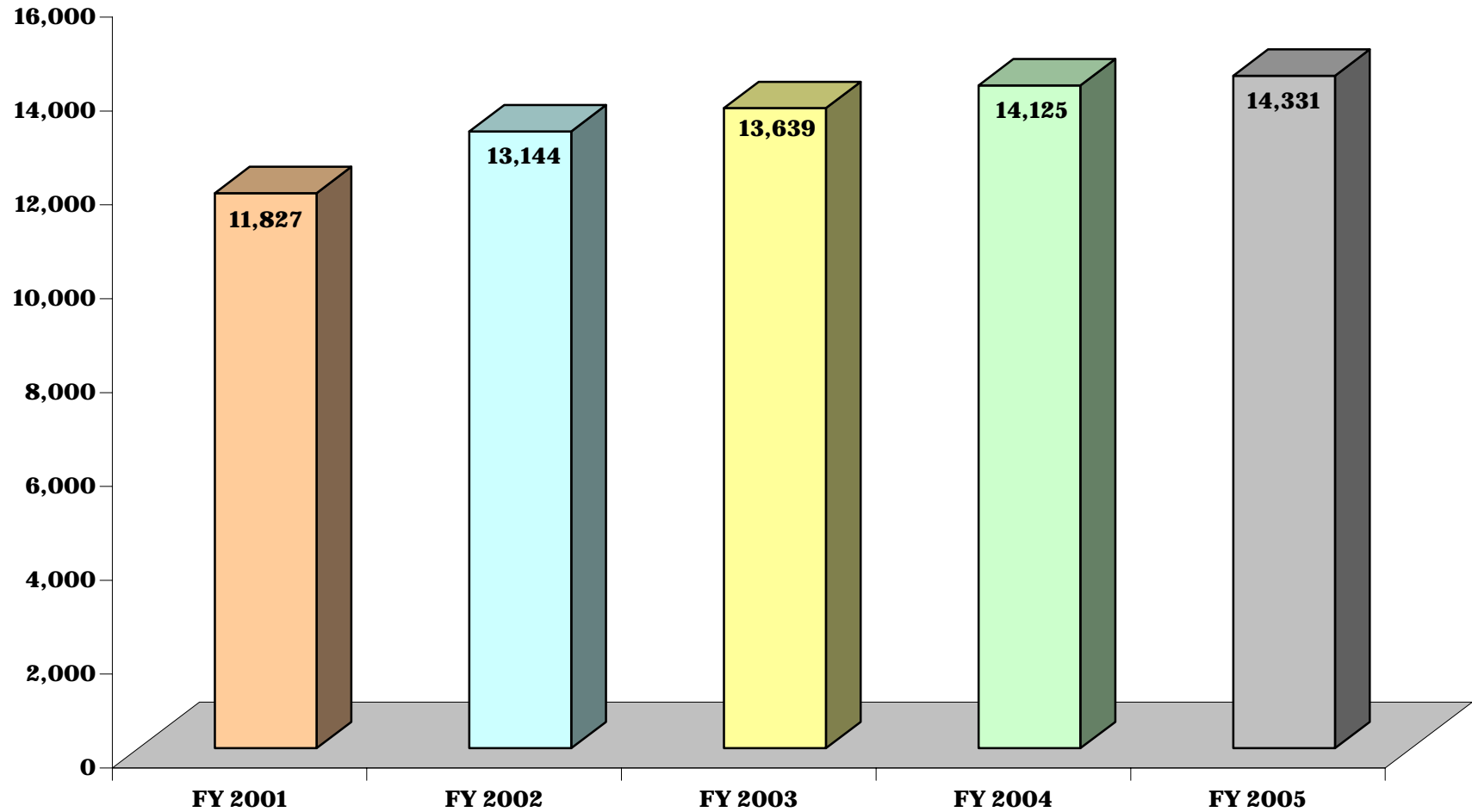


CHART CC-15.7

**JURY TRIAL PRAYERS
STATE TOTALS**

5 Year Comparative Data: Fiscal Years 2001 - 2005

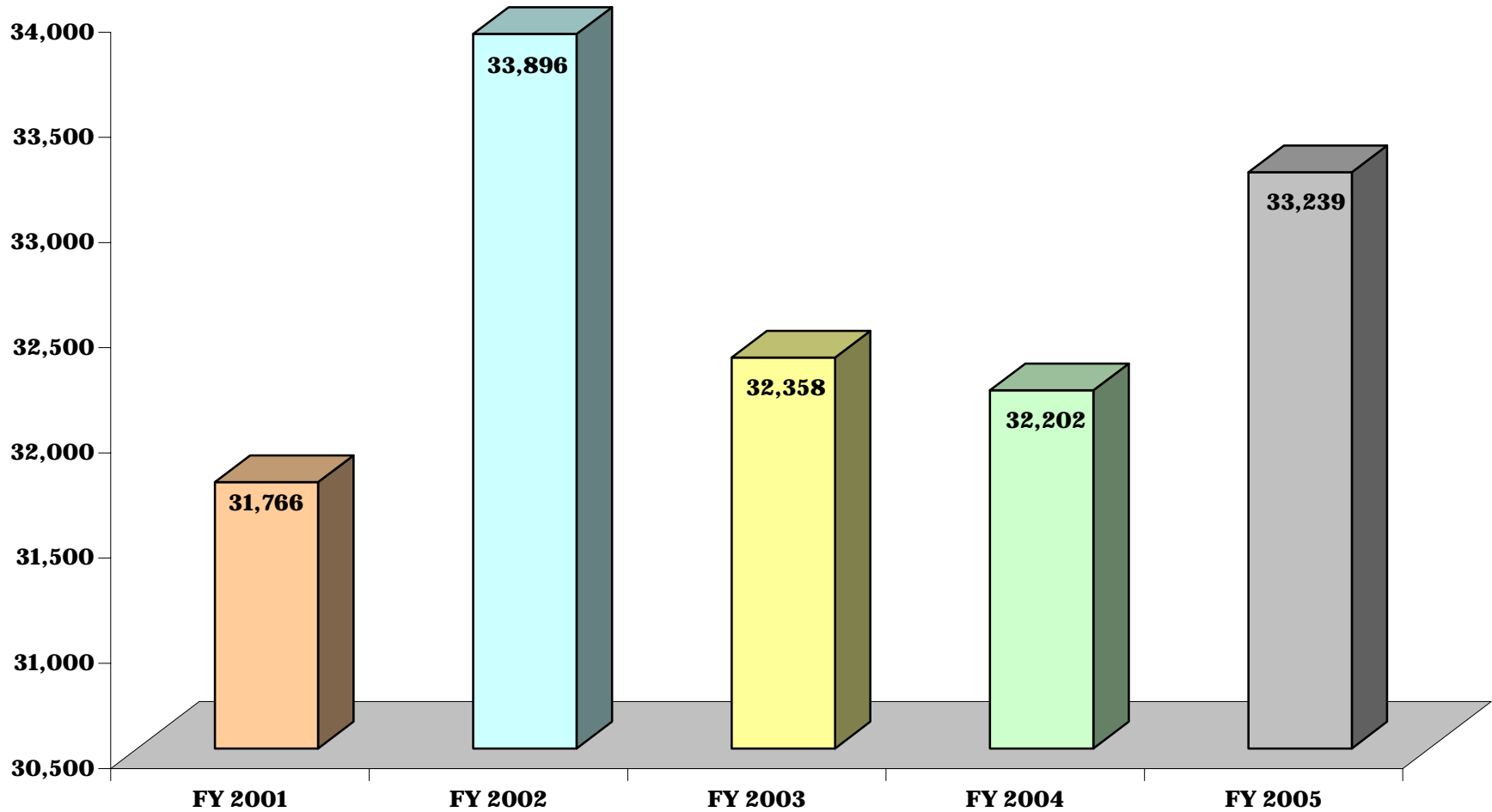
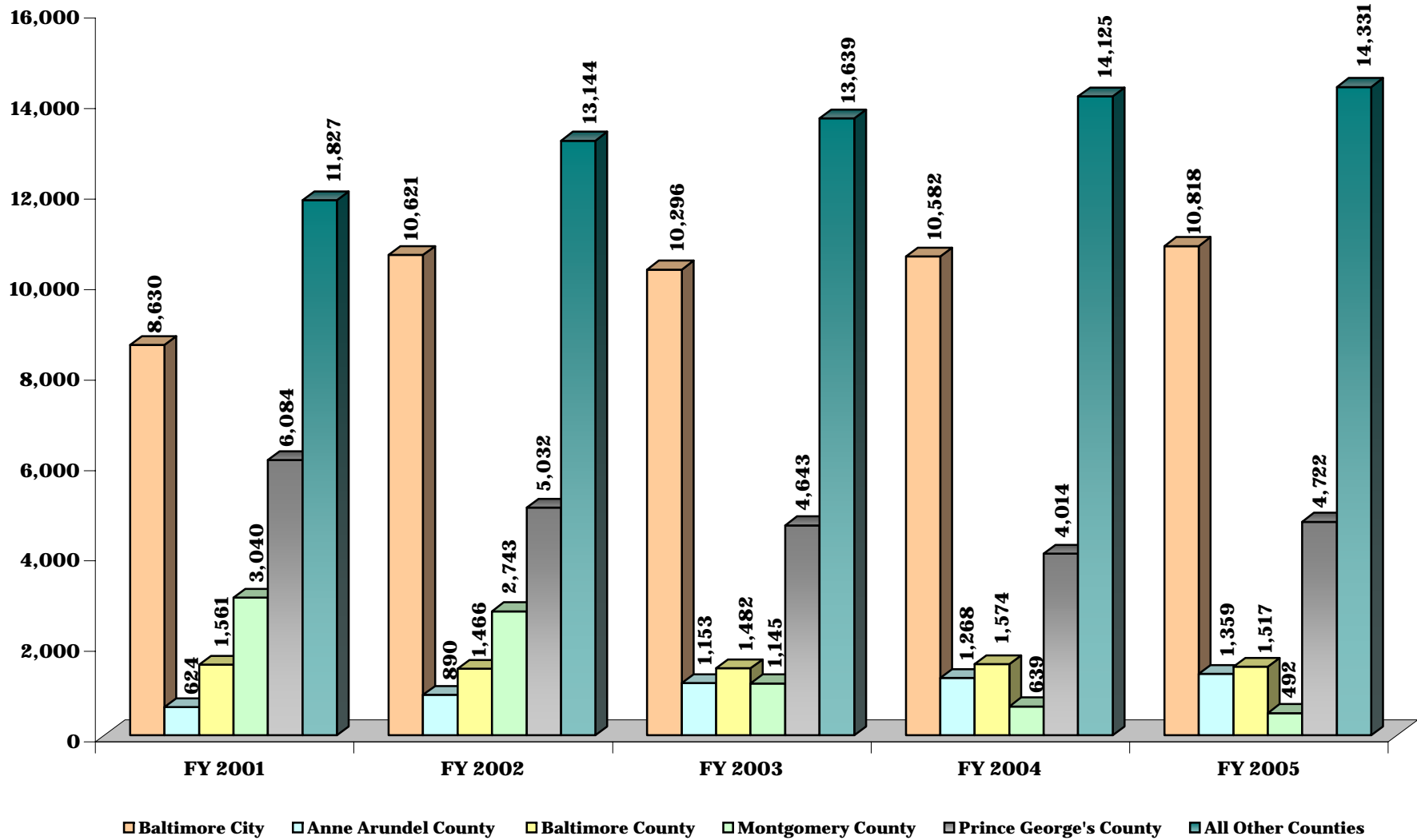


CHART CC-15.8

JURY TRIAL PRAYERS
ALL COUNTIES

5 Year Comparative Data: Fiscal Years 2001 - 2005



**TABLE CC-16
CIRCUIT COURT**

CIVIL CASES TRIED*

3 Year Comparative Data: Fiscal Years 2003 - 2005

	2002 - 03	2003 - 04	2004 - 05
First Circuit	144	119	244
Dorchester	35	14	11
Somerset	10	8	11
Wicomico	29	35	36
Worcester	70	62	186

	2002 - 03	2003 - 04	2004 - 05
Second Circuit	317	345	300
Caroline	24	44	60
Cecil	97	128	95
Kent	24	33	30
Queen Anne's	69	75	66
Talbot	103	65	49

	2002 - 03	2003 - 04	2004 - 05
Third Circuit	2,746	3,034	3,048
Baltimore	2,470	2,779	2,757
Harford	276	255	291

	2002 - 03	2003 - 04	2004 - 05
Fourth Circuit	138	207	156
Allegany	65	86	63
Garrett	13	63	37
Washington	60	58	56

	2002 - 03	2003 - 04	2004 - 05
Fifth Circuit	910	565	563
Anne Arundel	662	289	199
Carroll	61	66	81
Howard	187	210	283

	2002 - 03	2003 - 04	2004 - 05
Sixth Circuit	985	1,038	1,081
Frederick	38	38	71
Montgomery	947	1,000	1,010

	2002 - 03	2003 - 04	2004 - 05
Seventh Circuit	1,188	990	713
Calvert	27	25	32
Charles	844	610	268
Prince George's	299	315	380
St. Mary's	18	40	33

	2002 - 03	2003 - 04	2004 - 05
Eighth Circuit	1,261	1,093	1,187
Baltimore City	1,261	1,093	1,187

	2002 - 03	2003 - 04	2004 - 05
STATE TOTALS	7,689	7,391	7,292

NOTE: See Note on Table CC-13.

*Includes Civil-General and Civil-Family

**TABLE CC-17
CIRCUIT COURT**

CIVIL CASES:* RATIO OF TRIALS TO DISPOSITIONS

Fiscal Year 2005

	Dispositions	Trials	Percentages	Court Trials	Percentages	Jury Trials	Percentages
First Circuit	8,394	244	2.9	204	2.4	40	0.5
Dorchester	1,394	11	0.8	9	0.6	2	0.2
Somerset	1,562	11	0.7	9	0.6	2	0.1
Wicomico	2,813	36	1.3	12	0.4	24	0.9
Worcester	2,625	186	7.1	174	6.6	12	0.5

Third Circuit	24,765	3,048	12.3	2,710	10.9	338	1.4
Baltimore	18,588	2,757	14.8	2,485	13.4	272	1.4
Harford	6,177	291	4.7	225	3.6	66	1.1

Fifth Circuit	22,944	563	2.5	406	1.8	157	0.7
Anne Arundel	15,735	199	1.3	98	0.6	101	0.7
Carroll	3,003	81	2.7	66	2.2	15	0.5
Howard	4,206	283	6.7	242	5.7	41	1.0

Seventh Circuit	34,352	713	1.7	415	0.8	298	0.9
Calvert	3,535	32	0.9	11	0.3	21	0.6
Charles	4,396	268	6.1	219	5.0	49	1.1
Prince George's	23,819	380	1.6	175	0.7	205	0.9
St. Mary's	2,602	33	1.3	10	0.4	23	0.9

	Dispositions	Trials	Percentages	Court Trials	Percentages	Jury Trials	Percentages
Second Circuit	8,110	300	3.7	250	3.1	50	0.6
Caroline	1,227	60	4.9	49	4.0	11	0.9
Cecil	4,179	95	2.3	73	1.8	22	0.5
Kent	750	30	4.0	29	3.9	1	0.1
Queen Anne's	1,056	66	6.3	60	5.7	6	0.6
Talbot	898	49	5.4	39	4.3	10	1.1

Fourth Circuit	9,274	156	1.7	72	0.8	84	0.9
Allegany	2,821	63	2.2	28	1.0	35	1.2
Garrett	832	37	4.4	27	3.2	10	1.2
Washington	5,621	56	1.0	17	0.3	39	0.7

Sixth Circuit	29,093	1,081	3.7	862	3.0	219	0.7
Frederick	4,625	71	1.5	22	0.5	49	1.0
Montgomery	24,468	1,010	4.1	840	3.4	170	0.7

Eighth Circuit	32,451	1,187	3.7	1,030	3.2	157	0.5
Baltimore City	32,451	1,187	3.7	1,030	3.2	157	0.5

STATE TOTALS	169,383	7,292	4.3%	5,949	3.5%	1,343	0.8%
---------------------	----------------	--------------	-------------	--------------	-------------	--------------	-------------

NOTE: See Note on Table CC-13.

*Includes Civil-General and Civil-Family.

**TABLE CC-18
CIRCUIT COURT**

CRIMINAL CASES TRIED

3 Year Comparative Table: Fiscal Years 2003 - 2005

	2002 - 03	2003 - 04	2004 - 05
First Circuit	879	900	645
Dorchester	29	29	23
Somerset	5	24	13
Wicomico	123	100	121
Worcester	722	747	488

	2002 - 03	2003 - 04	2004 - 05
Second Circuit	158	173	258
Caroline	34	27	142
Cecil	44	60	44
Kent	16	10	12
Queen Anne's	26	15	27
Talbot	38	61	33

	2002 - 03	2003 - 04	2004 - 05
Third Circuit	79	140	67
Baltimore	26	83	*
Harford	53	57	67

	2002 - 03	2003 - 04	2004 - 05
Fourth Circuit	178	159	162
Allegany	24	27	20
Garrett	17	10	13
Washington	137	122	129

	2002 - 03	2003 - 04	2004 - 05
Fifth Circuit	729	808	576
Anne Arundel	351	387	138
Carroll	206	272	274
Howard	172	149	164

	2002 - 03	2003 - 04	2004 - 05
Sixth Circuit	214	190	304
Frederick	28	22	26
Montgomery	186	168	278

	2002 - 03	2003 - 04	2004 - 05
Seventh Circuit	196	203	310
Calvert	15	15	7
Charles	30	29	35
Prince George's	123	115	222
St. Mary's	28	44	46

	2002 - 03	2003 - 04	2004 - 05
Eighth Circuit	375	789	751
Baltimore City	375	789	751

	2002 - 03	2003 - 04	2004 - 05
STATE TOTALS	2,808	3,362	3,073

NOTE: See Note on Table CC-13.

*Data not available.

**TABLE CC-19
CIRCUIT COURT**

**CRIMINAL CASES: TRIALS AS A PERCENTAGE OF DISPOSITIONS
Fiscal Year 2005**

	Dispositions	Trials	Percentages	Court Trials	Percentages	Jury Trials	Percentages
First Circuit	4,938	645	13.1%	509	10.3%	136	2.8%
Dorchester	632	23	3.6%	4	0.6%	19	3.0%
Somerset	361	13	3.6%	5	1.4%	8	2.2%
Wicomico	2,425	121	5.0%	34	1.4%	87	3.6%
Worcester	1,520	488	32.1%	466	30.7%	22	1.4%

	Dispositions	Trials	Percentages	Court Trials	Percentages	Jury Trials	Percentages
Second Circuit	3,292	258	7.8%	147	4.5%	111	3.4%
Caroline	299	142	47.5%	93	31.1%	49	16.4%
Cecil	2,222	44	2.0%	23	1.0%	21	0.9%
Kent	336	12	3.6%	6	1.8%	6	1.8%
Queen Anne's	435	27	6.2%	14	3.2%	13	3.0%
Talbot	367	33	9.0%	11	3.0%	22	6.0%

Third Circuit	9,190	67	0.7%	98	1.1%	48	0.5%
Baltimore	6,721	*	*	79	1.2%	*	N/A
Harford	2,469	67	2.7%	19	0.8%	48	1.9%

Fourth Circuit	3,597	162	4.5%	73	2.0%	89	2.5%
Allegany	692	20	2.9%	9	1.3%	11	1.6%
Garrett	190	13	6.8%	5	2.6%	8	4.2%
Washington	2,715	129	4.8%	59	2.2%	70	2.6%

Fifth Circuit	9,680	576	6.0%	373	3.9%	203	2.1%
Anne Arundel	5,977	138	2.3%	72	1.2%	66	1.1%
Carroll	2,122	274	12.9%	240	11.3%	34	1.6%
Howard	1,581	164	10.4%	61	3.9%	103	6.5%

Sixth Circuit	7,324	304	4.2%	188	2.6%	116	1.6%
Frederick	2,163	26	1.2%	14	0.6%	12	0.6%
Montgomery	5,161	278	5.4%	174	3.4%	104	2.0%

Seventh Circuit	12,586	310	2.5%	111	0.9%	199	1.6%
Calvert	572	7	1.2%	1	0.2%	6	1.0%
Charles	1,857	35	1.9%	19	1.0%	16	0.9%
Prince George's	9,350	222	2.4%	73	0.8%	149	1.6%
St. Mary's	807	46	5.7%	18	2.2%	28	3.5%

Eighth Circuit	29,042	751	2.6%	17	0.1%	734	2.5%
Baltimore City	29,042	751	2.6%	17	0.1%	734	2.5%

STATE TOTALS	79,649	3,073	3.9%	1,516	1.9%	1,636	2.1%
---------------------	---------------	--------------	-------------	--------------	-------------	--------------	-------------

NOTE: See Note on Table CC-13.

*Data not available.

**TABLE CC-20.1
CIRCUIT COURT**

**1st CIRCUIT BUSINESS-RELATED WORKLOAD
3 Year Comparative Data Table**

Fiscal Years 2003 - 2005

2003	Dorchester	Somerset	Wicomico	Worcester
Business Licenses	758	705	1	3,323
Marriage Licenses	209	186	1	830
Marriage Ceremonies	79	64	1	192
Land Instruments Recorded	7,826	5,090	1	38,377
Judgments/Liens Recorded	1,190	324	1	584
Oaths Administered	98	91	1	357
Notary Commissions	134	59	1	242
Passports	2	2	2	2
Juror Qualification Forms	3	1,401	3	2,680
Land Record Collections ⁴	\$3,325,643	\$1,153,988	1	\$17,561,808
License Collections ⁴	\$60,826	\$30,530	1	\$167,163
2004				
Business Licenses	836	1,163	1	3,234
Marriage Licenses	246	166	1	803
Marriage Ceremonies	80	41	1	215
Land Instruments Recorded	8,563	5,645	1	35,418
Judgments/Liens Recorded	1,029	241	1	336
Oaths Administered	29	11	1	327
Notary Commissions	131	69	1	266
Passports	2	2	2	2
Juror Qualification Forms	3	1,369	3	2,957
Land Record Collections ⁴	\$5,706,045	\$1,432,661	1	\$25,994,345
License Collections ⁴	\$65,529	\$56,487	1	\$186,043
2005				
Business Licenses	878	640	2,666	3,454
Marriage Licenses	250	191	671	754
Marriage Ceremonies	76	56	266	180
Land Instruments Recorded	8,923	6,208	26,435	31,271
Judgments/Liens Recorded	1,044	523	1,487	80
Oaths Administered	26	71	1	70
Notary Commissions	109	34	355	241
Passports	2	2	2	2
Juror Qualification Forms	3	1,250	3	2,922
Land Record Collections ⁴	\$8,831,211	\$2,323,326	\$10,113,439	\$33,336,408
License Collections ⁴	\$67,834	\$34,461	\$289,853	\$15,297,806

¹ Data not reported to the Administrative Office of the Courts.

² Passports are not issued by the Clerk of the Court.

³ The jury function is not performed by the Clerk of the Court.

⁴ Figures in these rows have been rounded to the nearest dollar.

**TABLE CC-20.2
CIRCUIT COURT**

**2nd CIRCUIT BUSINESS-RELATED WORKLOAD
3 Year Comparative Data Table**

Fiscal Years 2003 - 2005

2003	Caroline	Cecil	Kent	Queen Anne's	Talbot
Business Licenses	¹	1,871	831	1,575	977
Marriage Licenses	¹	1,903	188	488	420
Marriage Ceremonies	¹	1,556	175	86	101
Land Instruments Recorded	¹	28,146	6,004	19,971	14,260
Judgments/Liens Recorded	¹	3,979	320	820	943
Oaths Administered	¹	289	90	97	89
Notary Commissions	¹	281	64	239	177
Passports	¹	776	²	336	²
Juror Qualification Forms	¹	4,760	1,800	2,262	5,100
Land Record Collections ³	¹	1	\$4,746,153	\$8,773,711	\$11,021,672
License Collections ³	¹	1	\$56,936	\$109,917	\$131,135
2004					
Business Licenses	¹	1,875	831	1,791	1,113
Marriage Licenses	¹	1,818	188	455	409
Marriage Ceremonies	¹	1,061	175	72	95
Land Instruments Recorded	¹	30,738	6,004	19,127	14,030
Judgments/Liens Recorded	¹	3,548	320	775	939
Oaths Administered	¹	71	90	57	47
Notary Commissions	¹	270	64	255	161
Passports	¹	806	²	447	²
Juror Qualification Forms	¹	4,800	1,800	2,654	5,100
Land Record Collections ³	¹	1	\$4,746,153	\$11,124,705	\$16,002,887
License Collections ³	¹	1	\$56,936	\$115,842	\$127,564
2005					
Business Licenses	¹	1,793	660	1,634	¹
Marriage Licenses	¹	1,776	188	411	¹
Marriage Ceremonies	¹	1,065	184	64	¹
Land Instruments Recorded	¹	26,195	5,258	16,187	¹
Judgments/Liens Recorded	¹	2,723	349	853	¹
Oaths Administered	¹	74	105	31	¹
Notary Commissions	¹	325	88	239	¹
Passports	¹	414	²	309	²
Juror Qualification Forms	¹	5,031	1,800	2,850	¹
Land Record Collections ³	¹	1	\$5,371,723	\$13,434,669	¹
License Collections ³	¹	\$108,333	\$62,210	\$120,311	¹

¹ Data not reported to the Administrative Office of the Courts.

² Passports are not issued by the Clerk of the Court.

³ Figures in these rows have been rounded to the nearest dollar.

**TABLE CC-20.3
CIRCUIT COURT**

**3rd CIRCUIT BUSINESS-RELATED WORKLOAD
3 Year Comparative Data Table**

Fiscal Years 2003 - 2005

3rd Circuit	2003		2004		2005	
	Baltimore	Harford	Baltimore	Harford	Baltimore	Harford
Business Licenses	11,739	4,362	12,273	4,400	12,649	1
Marriage Licenses	5,187	1,430	5,423	1,450	5,354	1
Marriage Ceremonies	1,781	502	1,854	530	1,871	1
Land Instruments Recorded	210,960	77,766	241,581	85,291	200,187	1
Judgments/Liens Recorded	12,984	4,316	12,896	3,472	12,034	1
Oaths Administered	637	200	437	375	404	1
Notary Commissions	3,124	1,132	3,481	1,210	3,334	1
Passports	2	2	2	2	2	2
Juror Qualification Forms	3	3	3	3	3	3
Land Record Collections ⁴	\$19,541,244	\$20,959,371	\$27,499,420	\$24,965,905	\$32,872,674	1
License Collections ⁴	\$1,806,557	\$346,475	\$1,804,600	\$403,892	\$1,935,545	1

¹ Data not reported to the Administrative Office of the Courts.

² Passports are not issued by the Clerk of the Court.

³ The jury function is not performed by the Clerk of the Court.

⁴ Figures in these rows have been rounded to the nearest dollar.

**TABLE CC-20.4
CIRCUIT COURT**

**4th CIRCUIT BUSINESS-RELATED WORKLOAD
3 Year Comparative Data Table**

Fiscal Years 2003 - 2005

2003	Allegheny	Garrett	Washington
Business Licenses	2,087	1,118	4,105
Marriage Licenses	591	242	1,029
Marriage Ceremonies	216	141	408
Land Instruments Recorded	9,388	10,699	32,745
Judgments/Liens Recorded	1,012	483	¹
Oaths Administered	149	1,275	691
Notary Commissions	236	1,230	588
Passports	577	²	1,402
Juror Qualification Forms	2,655	³	3,601
Land Record Collections ⁴	\$1,716,082	\$6,903,380	\$10,524,204
License Collections ⁴	\$191,678	\$94,339	\$12,725,582
2004			
Business Licenses	2,049	1,163	4,197
Marriage Licenses	591	317	1,035
Marriage Ceremonies	216	110	368
Land Instruments Recorded	12,025	10,741	36,287
Judgments/Liens Recorded	1,058	492	¹
Oaths Administered	75	1,490	712
Notary Commissions	235	1,450	553
Passports	729	²	1,696
Juror Qualification Forms	2,674	³	3,529
Land Record Collections ⁴	\$2,879,905	\$8,806,897	\$15,027,389
License Collections ⁴	\$185,371	\$102,117	\$19,617,581
2005			
Business Licenses	1,815	996	3,458
Marriage Licenses	616	403	1,039
Marriage Ceremonies	209	148	377
Land Instruments Recorded	12,140	9,478	37,317
Judgments/Liens Recorded	1,153	483	1,481
Oaths Administered	64	165	700
Notary Commissions	250	130	531
Passports	513	²	1,183
Juror Qualification Forms	2,700	³	3,529
Land Record Collections ⁴	\$3,534,021	\$11,195,876	\$23,890,162
License Collections ⁴	\$185,371	\$111,407	\$24,456,059

¹ Data not reported to the Administrative Office of the Courts.

² Passports are not issued by the Clerk of the Court.

³ The jury function is not performed by the Clerk of the Court.

⁴ Figures in these rows have been rounded to the nearest dollar.

**TABLE CC-20.5
CIRCUIT COURT**

**5th CIRCUIT BUSINESS-RELATED WORKLOAD
3 Year Comparative Data Table**

Fiscal Years 2003 - 2005

2003	Anne Arundel	Carroll	Howard
Business Licenses	12,581	4,066	4,114
Marriage Licenses	3,953	1,028	1,655
Marriage Ceremonies	1,344	352	777
Land Instruments Recorded	199,385	63,373	1
Judgments/Liens Recorded	21,935	1,376	931
Oaths Administered	86	1	214
Notary Commissions	2,752	1,242	1,101
Passports	333	2	2
Juror Qualification Forms	3	3	3
Land Record Collections ⁴	\$95,266,597	\$5,959,272	\$69,285,262
License Collections ⁴	\$1,227,679	\$342,075	\$572,826
2004			
Business Licenses	13,022	4,372	5,372
Marriage Licenses	3,926	984	1,663
Marriage Ceremonies	1,268	323	755
Land Instruments Recorded	244,231	61,505	277,998
Judgments/Liens Recorded	15,786	1,338	774
Oaths Administered	66	1	89
Notary Commissions	2,526	966	1,159
Passports	356	2	2
Juror Qualification Forms	3	3	3
Land Record Collections ⁴	\$130,777,742.17	\$8,063,898	\$69,285,262
License Collections ⁴	\$1,316,410.48	\$360,799	\$622,387
2005			
Business Licenses	13,459	4,408	3,559
Marriage Licenses	4,011	1,079	1,521
Marriage Ceremonies	1,200	325	979
Land Instruments Recorded	171,204	48,435	79,926
Judgments/Liens Recorded	1,667	1,626	776
Oaths Administered	1	801	86
Notary Commissions	2,526	801	993
Passports	312	2	2
Juror Qualification Forms	88	3	3
Land Record Collections ⁴	\$153,658,897	\$8,916,397	\$81,761,443
License Collections ⁴	\$1,318,258	\$368,743	\$603,158

¹ Data not reported to the Administrative Office of the Courts.

² Passports are not issued by the Clerk of the Court.

³ The jury function is not performed by the Clerk of the Court.

⁴ Figures in these rows have been rounded to the nearest dollar.

**TABLE CC-20.6
CIRCUIT COURT**

**6th CIRCUIT BUSINESS-RELATED WORKLOAD
3 Year Comparative Data Table**

Fiscal Years 2003 - 2005

6th Circuit	2003		2004		2005	
	Frederick	Montgomery	Frederick	Montgomery	Frederick	Montgomery
Business Licenses	3,027	¹	3,871	9,441	3,142	9,891
Marriage Licenses	1,658	6,770	1,673	6,648	1,750	6,819
Marriage Ceremonies	529	6,344	488	6,293	546	6,379
Land Instruments Recorded	87,586	341,415	91,296	347,220	76,253	265,466
Judgments/Liens Recorded	2,233	10,380	2,081	9,397	2,293	10,323
Oaths Administered	507	444	127	246	126	283
Notary Commissions	1,037	3,474	1,054	3,255	989	3,267
Passports	3,722	1,549	3,925	1,197	²	1,044
Juror Qualification Forms	23,306	³	22,093	³	22,760	³
Land Record Collections ⁴	\$11,074,999	\$37,500,795	\$14,930,054	\$63,520,868	\$17,468,297	\$78,361,467
License Collections ⁴	combined with LRCC	\$1,597,664	combined with LRCC	\$2,016,310	combined with LRCC	\$1,960,747

¹ Data not reported to the Administrative Office of the Courts.

² Passports are not issued by the Clerk of the Court.

³ The jury function is not performed by the Clerk of the Court.

⁴ Figures in these rows have been rounded to the nearest dollar.

**TABLE CC-20.7
CIRCUIT COURT**

**7th CIRCUIT BUSINESS-RELATED WORKLOAD
3 Year Comparative Data Table**

Fiscal Years 2003 - 2005

2003	Calvert	Charles	Prince George's	St. Mary's
Business Licenses	1,132	2,097	9,136	1,209
Marriage Licenses	509	927	5,346	671
Marriage Ceremonies	179	416	4,993	245
Land Instruments Recorded	35,125	53,612	204,573	30,493
Judgments/Liens Recorded	845	1,401	17,242	1,497
Oaths Administered	76	1,813	745	302
Notary Commissions	458	574	2,890	302
Passports	519	²	991	²
Juror Qualification Forms	5,000	³	100,089	6,500
Land Record Collections ⁴	\$12,309,476	\$5,717,354	\$20,290,179	\$13,619,008
License Collections ⁴	\$73,687	\$246,128	\$1,587,195	Combined with LRCC
2004				
Business Licenses	1,163	1,988	10,962	1,412
Marriage Licenses	544	1,258	5,527	664
Marriage Ceremonies	181	558	5,054	227
Land Instruments Recorded	36,805	60,250	241,903	32,571
Judgments/Liens Recorded	929	203	18,262	1,555
Oaths Administered	45	1,959	435	325
Notary Commissions	391	601	3,307	325
Passports	²	²	¹	²
Juror Qualification Forms	5,000	³	112,162	6,500
Land Record Collections ⁴	\$15,086,037	\$6,830,097	\$30,607,032	\$19,258,868
License Collections ⁴	\$85,903	\$265,566	\$1,419,492	Combined with LRCC
2005				
Business Licenses	1,697	2,105	11,578	2,580
Marriage Licenses	504	884	5,419	653
Marriage Ceremonies	160	388	4,971	260
Land Instruments Recorded	32,374	63,880	256,978	30,279
Judgments/Liens Recorded	1,078	205	20,495	946
Oaths Administered	36	1,985	487	60
Notary Commissions	443	508	2,994	317
Passports	²	²	¹	²
Juror Qualification Forms	5,000	³	112,221	6,000
Land Record Collections ⁴	\$19,216,695	\$9,797,641	\$43,802,769	\$25,652,204*
License Collections ⁴	\$124,473	\$270,443	\$2,112,343	

¹ Data not reported to the Administrative Office of the Courts.

² Passports are not issued by the Clerk of the Court.

³ The jury function is not performed by the Clerk of the Court.

⁴ Figures in these rows have been rounded to the nearest dollar.

*This figure is a combined total for the two categories, as it was not possible to separate them.

**TABLE CC-20.8
CIRCUIT COURT**

**8th CIRCUIT BUSINESS-RELATED WORKLOAD
3 Year Comparative Data Table**

Fiscal Years 2003 - 2005

8th Circuit	2003	2004	2005
	Baltimore City	Baltimore City	Baltimore City
Business Licenses	14,859	14,853	1
Marriage Licenses	5,450	5,140	1
Marriage Ceremonies	1,852	1,774	1
Land Instruments Recorded	101,419	117,386	1
Judgments/Liens Recorded	1	1	1
Oaths Administered	1	1	1
Notary Commissions	1	1	1
Passports	1	1	1
Juror Qualification Forms	1	1	1
Land Record Collections ²	\$23,893,472	\$33,318,519	1
License Collections ²	\$2,242,495	\$1,455,453	1

¹ Data not reported to the Administrative Office of the Courts.

² The figures in these rows have been rounded to the nearest dollar.

**TABLE CC-20.9
CIRCUIT COURT**

**STATE TOTAL BUSINESS-RELATED WORKLOAD
3 Year Comparative Data Table**

Fiscal Years 2003 - 2005

	2003	2004	2005
	State¹	State¹	State¹
Business Licenses	85,672	101,398	79,920
Marriage Licenses	40,831	40,932	32, 543
Marriage Ceremonies	22,635	21,980	19,158
Land Instruments Recorded	1,577,540	1,945,842	1,328,141
Judgments/Liens Recorded	142,609	121,698	59,326
Oaths Administered	8,229	6,950	5,448
Notary Commissions	21,364	21,728	17,485
Passports	10,779	10,504	3,775
Juror Qualification Forms	172,065	171,476	143,391
Land Record Collections ²	\$378,875,879	\$531,801,875	\$566,071,024
License Collections ²	\$23,868,610	\$30,427,722	\$49,427,354*

¹The State totals only include those jurisdictions that reported information to the Administrative Office of the Courts.

² Figures in these rows have been rounded to the nearest dollar.

* This figure does not include License Collection data from St. Mary's County, which could not be separated from the Land Record Collections' total.