



MARYLAND JUDICIARY

2008-2009

Statistical Digest

MARYLAND JUDICIARY

Statistical Digest Fiscal Years 2008 and 2009

July 1, 2007 - June 30, 2008

&

July 1, 2008 - June 30, 2009

Prepared By
Court Research and Development
Administrative Office of the Courts
Maryland Judicial Center
580 Taylor Avenue
Annapolis, Maryland 21401
(410) 260-1724
Maryland Relay Service (TT/Voice) 1-800-735-2258
www.mdcourts.gov



TABLE OF CONTENTS

Introduction

Message from Chief Judge Bell

The Maryland Judicial System Organizational Chart

Maryland Judiciary At a Glance

The Court of Appeals

The Court of Appeals' Narrative

Table CA-1: Appeals and Petitions for Certiorari Filed and Disposed Within Fiscal Year

Table CA-2: Appeals Docketed by Term

Table CA-3: Filings and Dispositions

Table CA-4.1: Disposition Type and Origin of Appeals (FY 2008)

Table CA-4.2: Disposition Type and Origin of Appeals (FY 2009)

Table CA-5: Petition Docket Dispositions (Petitions for Certiorari)

The Court of Special Appeals

The Court of Special Appeals' Narrative

Table COSA-1: Appeals Filed and Disposed and Opinions Filed Within Fiscal Year

Table COSA-2: Appeals Docketed by Term

Table COSA-3: Disposition of Applications for Leave to Appeal and Other Miscellaneous Cases

Table COSA-4.1: Disposition and Origin of Cases (FY 2008)

Table COSA-4.2: Disposition and Origin of Cases (FY 2009)

The Circuit Courts

The Circuit Courts' Narrative

Table CC-1.1: All Cases: Filings and Terminations, by Jurisdiction

Table CC-1.2: All Cases: Statewide Filings and Terminations, by Case Type

Table CC-2.1: Small Jurisdictions: Categories of Filings

Table CC-2.2: Medium Jurisdictions: Categories of Filings

Table CC-2.3: Medium-Large Jurisdictions: Categories of Filings

Table CC-2.4: Large Jurisdictions: Categories of Filings

Table CC-3: Civil-General Filings and Terminations

Table CC-4: Civil-Family Filings and Terminations

Table CC-5.1: Domestic Violence Cases Heard (FY 2008)

Table CC-5.2: Domestic Violence Cases Heard (FY 2009)

Table CC-6: Criminal Filings and Terminations

Table CC-7: Juvenile Filings and Terminations

Table CC-8.1: Small Jurisdictions: Categories of Terminations

Table CC-8.2: Medium Jurisdictions: Categories of Terminations

Table CC-8.3: Medium-Large Jurisdictions: Categories of Terminations

Table CC-8.4: Large Jurisdictions: Categories of Terminations

Table CC-9.1: Juvenile Delinquency Terminations by Type of Disposition (FY 2008)

Table CC-9.2: Juvenile Delinquency Terminations by Type of Disposition (FY 2009)

Table CC-10.1: Court Trials, Jury Trials and Hearings: By County, Circuit and Functional Area (FY 2008)

Table CC-10.2: Court Trials, Jury Trials and Hearings: By County, Circuit and Functional Area (FY 2009)

Table CC-11: State Total Business Related Workload

The District Court

The District Court's Narrative

Table DC-1: Motor Vehicle, Criminal and Civil Cases Filed and Terminated

Table DC-2: Motor Vehicle, Criminal and Civil Cases Filed and Terminated, by Type

Table DC-3.1: Motor Vehicle Cases Filed and Processed (FY 2008)

Table DC-3.2: Motor Vehicle Cases Filed and Processed (FY 2009)

Table DC-4.1: Criminal Cases: Manner of Disposition (FY 2008)

Table DC-4.2: Criminal Cases: Manner of Disposition (FY 2009)

Table DC-5: DWI Cases Filed and Terminated

Table DC-6.1: DWI Cases: Manner of Disposition (FY 2008)

Table DC-6.2: DWI Cases: Manner of Disposition (FY 2009)

Table DC-7: Domestic Violence Cases Filed and Terminated

Table DC-8: Peace Order Cases Filed and Terminated

Table DC-9: Domestic Violence Dispositions

Table DC-10: Peace Order Dispositions

INTRODUCTION

ROBERT M. BELL
CHIEF JUDGE
COURT OF APPEALS OF MARYLAND
634 COURTHOUSE EAST
111 N. CALVERT STREET
BALTIMORE, MARYLAND 21202
(410) 333-6396



June 2010

I am pleased to present the Maryland Judiciary Statistical Digest for Fiscal Years 2008 and 2009, a two-year compendium of the work of the four levels of court in Maryland: the Court of Appeals, the Court of Special Appeals, the Circuit Courts and the District Court. I am indebted to the men and women who comprise the workforce of the Maryland Judiciary, who made possible the quality of the service rendered to the citizens of Maryland this Report reflects.

It is, to be sure, the judge who is most visible in the justice system; however, the achievement and delivery of justice require the combined and coordinated efforts of many others. In addition to the necessary contribution of judges, the work of court staff - clerks, bailiffs, case coordinators, administrators, support staff - , who provide customer service, information and other assistance, is essential to assuring access and fair and efficient case processing. And it is the rule of law, the foundation of our democratic republic, that is our inspiration and guide. I am proud to present this report.

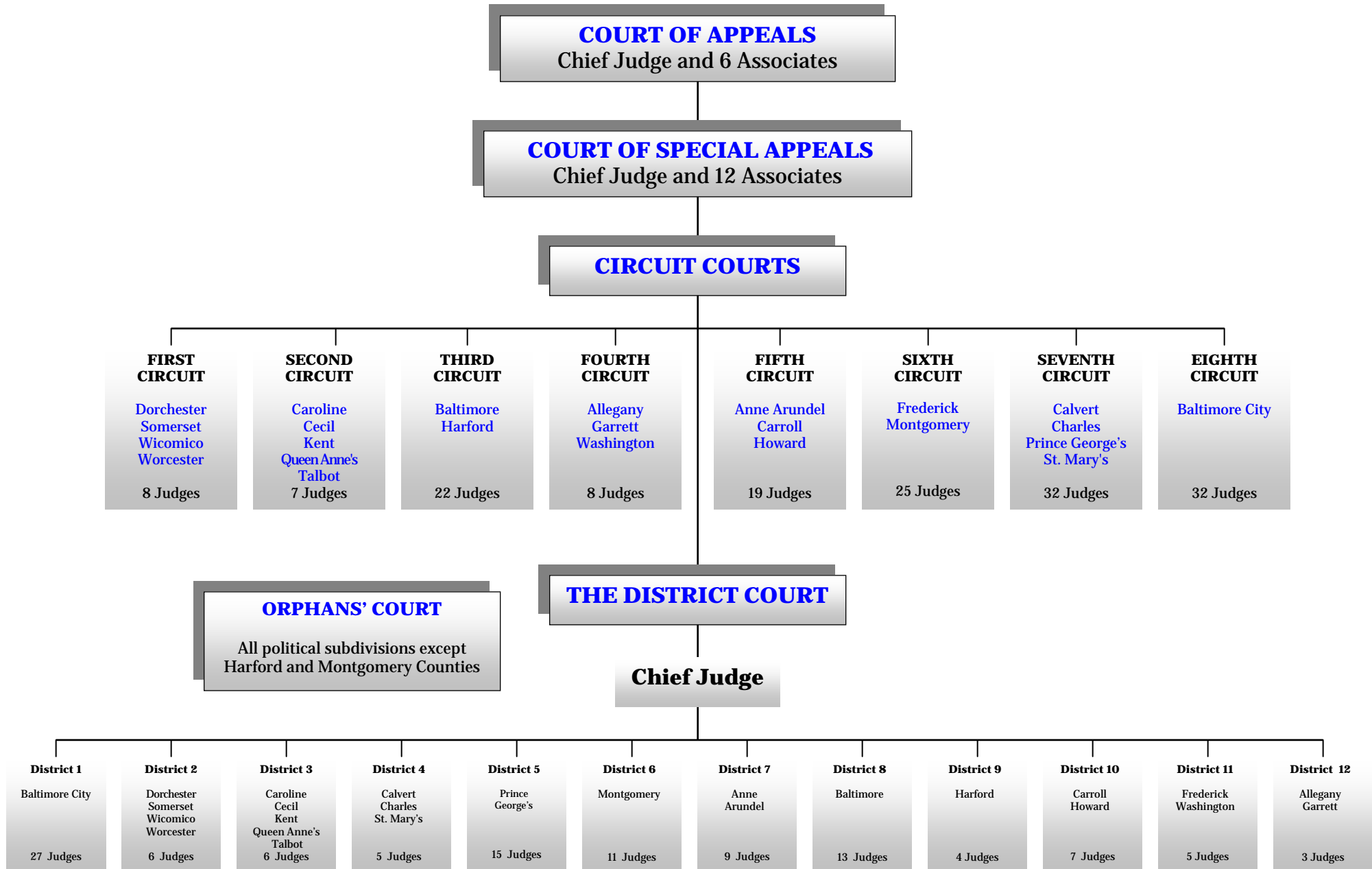
A handwritten signature in black ink that reads "Robert M. Bell".

Robert M. Bell
Chief Judge

THE MARYLAND JUDICIAL SYSTEM*

Fiscal Year 2009

*Click on any county or court name in blue to visit its website



MARYLAND JUDICIARY AT A GLANCE Fiscal Years 2008 and 2009

FY 2008 Judicial Branch Personnel in Profile

Judges

Court of Appeals	7.0
Court of Special Appeals	13.0
Circuit Courts	153.0
District Court	112.0
Orphans' Court ¹	66.0
Total Judges	351.0

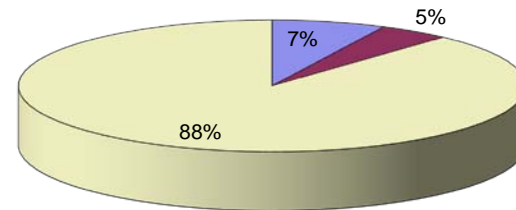
Circuit Court Masters	66.6
Circuit Court Law Clerks	153.0
Total Circuit Court Masters & Law Clerks	219.6

Judicial Support Personnel²

Court of Appeals	76.0
Court of Special Appeals	68.5
Circuit Court Clerks' Offices	1,352.5
District Court	1,565.5
Administrative Office of the Courts	264.5
Court-Related Agencies	40.8
Circuit Courts - Local Funding	900.0
Total Judicial Support Personnel	4,267.8

Total Judicial Branch Personnel 4,838.4

**Maryland Judicial Branch Personnel
FY 2008**



■ Total Judges
■ Total Circuit Court Masters & Law Clerks
■ Total Judicial Support Personnel

FY 2009 Judicial Branch Personnel in Profile

Judges

Court of Appeals	7.0
Court of Special Appeals	13.0
Circuit Courts	153.0
District Court	112.0
Orphans' Court ¹	66.0
Total Judges	351.0

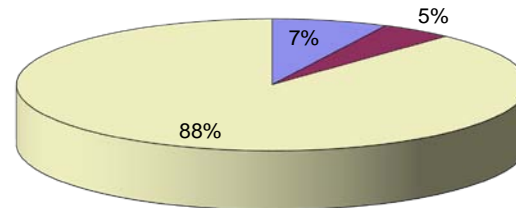
Circuit Court Masters	66.6
Circuit Court Law Clerks	153.0
Total Circuit Court Masters & Law Clerks	219.6

Judicial Support Personnel²

Court of Appeals	80.0
Court of Special Appeals	68.5
Circuit Court Clerks' Offices	1,372.0
District Court	1,605.5
Administrative Office of the Courts	272.0
Court-Related Agencies	40.8
Circuit Courts - Local Funding	786.0
Total Judicial Support Personnel	4,224.8

Total Judicial Branch Personnel 4,795.4

**Maryland Judicial Branch Personnel
FY 2009**



■ Total Judges
■ Total Circuit Court Masters & Law Clerks
■ Total Judicial Support Personnel

MARYLAND JUDICIARY AT A GLANCE
Fiscal Years 2008 and 2009
 Continued

Judicial Revenues

Program	FY 2008	FY 2009
Court of Appeals	\$101,385	\$103,757
Court of Special Appeals	101,417	91,386
Circuit Court Judges	594,498	846,840
Administrative Office of the Courts ³	14,811,361	11,222,566
State Board of Law Examiners	743,609	926,219
Maryland State Law Library	12,001	6,505
Judicial Information Systems	293,670	
Circuit Courts ⁴	482,000,455	324,897,764
District Court	97,076,900	97,497,086
Family Division	1,425,333	1,087,074
Totals	\$ 597,160,629	\$ 436,679,197

Judicial Expenditures

Program	FY 2008	FY 2009
Court of Appeals	\$9,728,638	\$13,111,521
Court of Special Appeals	7,460,191	8,528,184
Circuit Court Judges	54,880,278	54,961,001
District Court	128,815,860	140,199,449
Maryland Judicial Conference	224,410	6,355
Administrative Office of the Courts	37,599,343	43,103,678
Court-Related Agencies	5,377,024	6,169,108
Maryland State Law Library	2,375,298	2,643,967
Judicial Information Systems	35,740,108	34,174,981
Circuit Court Clerks	80,525,841	85,667,158
Family Law Divisions	15,832,045	17,493,777
Major Information Technology Projects	7,848,352	7,077,385
Totals	\$386,407,388	\$413,136,564

Total Filings and Terminations in the Maryland State Courts in Fiscal Years 2008 and 2009

Name of Court	FY 2008		FY 2009	
	Total Filings	Total Terminations	Total Filings	Total Terminations
Court of Appeals ⁵	776	735	827	756
Court of Special Appeals ⁶	2,242	2,009	2,012	2,111
Circuit Courts ⁷	309,352	294,933	314,884	285,747
District Court ⁸	1,842,925	2,088,303	1,890,545	2,089,915
Totals	2,155,295	2,385,980	2,208,268	2,378,529

¹Three judges sit on the Orphans' Court in Baltimore City and each of the counties. Circuit Court judges sit as judges of the Orphans' Court in Harford County and Montgomery County.

²Includes contractual positions.

³The revenue funds attributed to Administrative Office of the Courts in FY 2008 were reported under Circuit Court Revenues in prior years. It includes funds for Maryland Legal Services Corporation.

⁴Due to changes in State law, counties may now collect certain recordation taxes. As counties take over these collection responsibilities, the funds collected by the Judiciary are reduced.

⁵Data from Table CA-1.

⁶Data from Table COSA 1.

⁷Data from Table CC-1.1.

⁸Data from Table DC-1.

**The
Court of
Appeals**

Maryland Judiciary
Statistical Digest
Fiscal Years 2008 and 2009

Court of Appeals

The Court of Appeals was created by the Constitution of 1776, and is the highest court in Maryland. Cases heard by the seven judges of the Court are, for the most part, selected through a discretionary review process known as “certiorari.” Petitions for certiorari come to the Court either before or after a case has been decided by the Court of Special Appeals. The Court of Appeals has exclusive jurisdiction over appeals for cases in which a sentence of death is imposed. For other cases, the Court grants those petitions for certiorari it deems to be desirable and in the public interest.

The Court of Appeals also adopts rules of judicial administration, practice and procedure; admits persons to the practice of law; and conducts disciplinary proceedings involving members of the bench and bar.

The following tables provide a statistical depiction of the Court’s workload for Fiscal Years 2008 and 2009.



**Robert C. Murphy
Courts of Appeal Building
Annapolis, Maryland**

**TABLE CA-1
COURT OF APPEALS**

**APPEALS AND PETITIONS FOR CERTIORARI
FILED AND DISPOSED WITHIN FISCAL YEAR**

Fiscal Years 2008 and 2009

APPEALS

	Filed	Disposed
FY 2008	165	135
FY 2009	176	98

CERTIORARI

	Filed	Disposed
FY 2008	611	600
FY 2009	651	658

**TABLE CA-2
COURT OF APPEALS**

**REGULAR DOCKET
APPEALS DOCKETED BY TERM
2007 and 2008 Terms**

	Civil	Criminal	TOTALS
2007 Term	96	47	143
2008 Term	91	70	161

**TABLE CA-3
COURT OF APPEALS**

**FILINGS AND DISPOSITIONS
Fiscal Years 2008 and 2009**

	2008		2009	
	Filings	Dispositions	Filings	Dispositions
Regular Docket	165	135	176	98
Petitions for Certiorari	611	600	651	658
Attorney Grievance Proceedings	81	91	76	81
Bar Admission Proceedings	2	2	3	3
Certified Questions of Law	0	1	2	1
Miscellaneous Appeals	15	15	17	15
TOTALS	874	844	925	856

**TABLE CA-4.1
COURT OF APPEALS**

DISPOSITION TYPE AND ORIGIN OF APPEALS

**REGULAR DOCKET
Fiscal Year 2008**

Disposition Type	Civil	Juvenile	Criminal	TOTALS
Affirmed	34	1	16	51
Reversed	1	0	1	2
Dismissed - Opinion Filed	4	0	1	5
Dismissed Without Opinion	6	0	4	10
Vacated and Remanded	15	0	4	19
Reversed and Remanded	19	0	12	31
Affirmed in Part, Reversed in Part	7	0	2	9
Affirmed in Part, Vacated in Part	1	0	0	1
Dismissed Prior to Argument or Submission	6	0	1	7
Total Cases Disposed FY 2008	93	1	41	135

Origin	Civil	Juvenile	Criminal	TOTALS
2005 Docket	0	0	2	2
2006 Docket	24	0	7	31
2007 Docket	69	1	30	100
2008 Docket	0	0	2	2
Total Cases Disposed FY 2008	93	1	41	135

**TABLE CA-4.2
COURT OF APPEALS**

DISPOSITION TYPE AND ORIGIN OF APPEALS

**REGULAR DOCKET
Fiscal Year 2009**

Disposition Type	Civil	Juvenile	Criminal	TOTALS
Affirmed	24	0	18	42
Reversed	1	0	3	4
Dismissed - Opinion Filed	0	0	0	0
Dismissed Without Opinion	3	0	0	3
Vacated and Remanded	4	2	2	8
Reversed and Remanded	16	1	14	31
Affirmed in Part, Reversed in Part	3	0	2	5
Affirmed in Part, Vacated in Part	1	0	0	1
Dismissed Prior to Argument or Submission	4	0	0	4
Total Cases Disposed FY 2009	56	3	39	98

Origin	Civil	Juvenile	Criminal	TOTALS
2007 Docket	13	0	8	21
2008 Docket	43	3	31	77
Total Cases Disposed FY 2009	56	3	39	98

**TABLE CA-5
COURT OF APPEALS**

**PETITION DOCKET DISPOSITIONS
(PETITIONS FOR CERTIORARI)**

Fiscal Years 2008 and 2009

Petitions	Granted	Dismissed	Denied	Withdrawn	Totals	Percentage of Certiorari Petitions Granted
<i>Civil</i>						
FY 2008	70	4	243	4	321	21.8%
FY 2009	90	2	267	3	362	24.9%
<i>Criminal</i>						
FY 2008	47	0	229	3	279	16.8%
FY 2009	55	0	240	1	296	18.6%

**The
Court of
Special
Appeals**

**Maryland Judiciary
Statistical Digest
Fiscal Years 2008 and 2009**

Court of Special Appeals

The Court of Special Appeals was created in 1966. Cases heard by the thirteen judges of the Court include any reviewable judgment, decree, or order of other action of a circuit court. The Court also considers applications for leave to appeal in such cases as post conviction, habeas corpus matters involving denial of or excessive bail, inmate grievances, appeals from criminal guilty pleas, and violations of probation.

The Court includes thirteen judges - one judge from each of the seven appellate judicial circuits and six elected from the State at large. The judges are empowered to sit in panels of three. All judges may sit “en banc” to hear a case if the majority of the judges so order.

The following tables provide a statistical delineation of the Court’s workload for Fiscal Years 2008 and 2009.



**Robert C. Murphy
Courts of Appeal Building
Annapolis, Maryland**

**TABLE COSA-1
COURT OF SPECIAL APPEALS**

**APPEALS FILED AND DISPOSED AND OPINIONS FILED
WITHIN FISCAL YEAR**

Fiscal Years 2008 and 2009

	APPEALS			OPINIONS
	Filed	Disposed		Filed
FY 2008	2,242	2,009	FY 2008	1,387
FY 2009	2,012	2,111	FY 2009	1,461

**TABLE COSA-2
COURT OF SPECIAL APPEALS**

APPEALS DOCKETED BY TERM

2007 and 2008 Terms*

	APPEALS		
	Civil	Criminal	TOTALS
2007 Term	1,373	907	2,280
2008 Term	1,265	818	2,083

*The number of appeals docketed are counted by term. (March 1, 2008 - February 28, 2009 is the 2008 Term).

**TABLE COSA-3
COURT OF SPECIAL APPEALS**

**DISPOSITION OF APPLICATIONS FOR LEAVE TO APPEAL
AND OTHER MISCELLANEOUS CASES**

Fiscal Years 2008 and 2009

	2008	2009
POST CONVICTION-TOTALS	188	196
Granted	3	0
Dismissed or Transferred	61	61
Denied	124	135
Remanded	0	0
	2008	2009
INMATE GRIEVANCE-TOTALS	85	68
Granted	0	1
Dismissed or Transferred	39	48
Denied	45	19
Remanded	1	0
	2008	2009
OTHER MISCELLANEOUS-TOTALS	34	71
Granted	0	1
Dismissed or Transferred	6	38
Denied	28	32
Remanded	0	0
	2008	2009
VIOLATIONS OF PROBATION-TOTALS	83	75
Granted	0	0
Dismissed or Transferred	21	33
Denied	62	42
Remanded	0	0
	2008	2009
TOTALS	390	410

**TABLE COSA-4.1
COURT OF SPECIAL APPEALS**

DISPOSITION AND ORIGIN OF CASES

**Regular Docket
Fiscal Year 2008**

Decision	Civil	Juvenile	Criminal	Totals
Affirmed	454	79	488	1,021
Reversed (incl rev, rev/rem)	95	8	68	171
Dismissed - Opinion Filed	52	4	10	66
Remanded without Affirmance or Reversal	9	3	6	18
Vacated and Remanded	71	9	40	120
Affirmed in Part, Reversed in Part	3	0	1	4
Dismissed Prior to Argument or Submission	369	33	145	547
Transferred to Court of Appeals	38	2	19	59
Other	1	0	2	3
Total Cases Disposed FY 2008	1,092	138	779	2,009

Origin	Civil	Juvenile	Criminal	Totals
2001 Docket	3	0	0	3
2002 Docket	1	0	0	1
2003 Docket	1	0	0	1
2004 Docket	3	0	3	6
2005 Docket	19	9	161	189
2006 Docket	325	28	426	779
2007 Docket	671	97	173	941
2008 Docket	69	4	16	89
Origin Totals	1,092	138	779	2,009

**TABLE COSA-4.2
COURT OF SPECIAL APPEALS**

DISPOSITION AND ORIGIN OF CASES

**Regular Docket
Fiscal Year 2009**

Decision	Civil	Juvenile	Criminal	Totals
Affirmed	484	65	589	1,138
Reversed (incl rev, rev/rem)	88	3	71	162
Dismissed - Opinion Filed	48	3	4	55
Dismissed Without Opinion	1	0	1	2
Remanded without Affirmance or Reversal	8	3	4	15
Vacated and Remanded	61	6	32	99
Affirmed in Part, Reversed in Part	4	0	1	5
Dismissed Prior to Argument or Submission	393	44	136	573
Transferred to Court of Appeals	32	2	21	55
Other	6	0	1	7
Total Cases Disposed FY 2009	1,125	126	860	2,111

Origin	Civil	Juvenile	Criminal	Totals
1993 Docket	1	0	0	1
1995 Docket	1	0	0	1
1996 Docket	1	0	0	1
2001 Docket	1	0	0	1
2002 Docket	2	0	2	4
2003 Docket	0	0	1	1
2004 Docket	0	0	2	2
2005 Docket	7	0	15	22
2006 Docket	33	4	171	208
2007 Docket	417	26	486	929
2008 Docket	619	92	165	876
2009 Docket	43	4	18	65
Origin Totals	1,125	126	860	2,111

The
Circuit
Courts

Maryland Judiciary
Statistical Digest
Fiscal Years 2008 and 2009

Circuit Courts

Each county in Maryland and Baltimore City has a circuit court. Circuit courts are the trial courts of general jurisdiction. The 153 judges handle major civil cases, serious criminal matters, and all family matters including juvenile. Circuit court judges also decide appeals from the District Court and certain administrative agencies. Judicial Masters hear domestic and juvenile matters and make recommendations based on their findings to the judge.

In addition to judicial functions, the courts are responsible for recording the State's land record transactions, as well as issuing a number of business licenses. Civil marriage ceremonies are often performed by judges and clerks.

Circuit courts are grouped into eight geographical circuits, each with two or more counties, with the exception of the Eighth Circuit that consists of Baltimore City. The smallest jurisdictions have one judge. Baltimore City, which handles the largest number of cases, has 32 judgeships.

The following tables provide a statistical depiction of the workload in the circuit courts for Fiscal Years 2008 and 2009.



Circuit Court for Baltimore City



Circuit Court for Kent County

**TABLE CC-1.1
CIRCUIT COURTS**

**ALL CASES: FILINGS AND TERMINATIONS BY JURISDICTION
Original and Reopened Cases
Fiscal Years 2008 and 2009**

	2008		2009	
	Filings	Terminations	Filings	Terminations
First Circuit	15,651	15,559	15,765	14,991
Dorchester	2,415	2,545	2,832	2,570
Somerset	2,347	2,286	2,156	2,077
Wicomico	6,320	6,318	6,351	5,982
Worcester	4,569	4,410	4,426	4,362

	2007-08		2008-09	
	Filings	Terminations	Filings	Terminations
Second Circuit	15,416	15,206	15,788	15,306
Caroline	2,271	2,223	2,314	2,021
Cecil	7,317	7,282	7,681	7,645
Kent	1,501	1,444	1,437	1,484
Queen Anne's	2,215	2,217	2,185	2,083
Talbot	2,112	2,040	2,171	2,073

	2008		2009	
	Filings	Terminations	Filings	Terminations
Third Circuit	45,093	43,880	45,927	40,082
Baltimore	32,573	30,149	32,674	26,474
Harford	12,520	13,731	13,253	13,608

	2008		2009	
	Filings	Terminations	Filings	Terminations
Fourth Circuit	16,377	15,867	15,902	15,297
Allegany	4,512	4,368	4,398	4,236
Garrett	1,229	1,241	1,304	1,209
Washington	10,636	10,258	10,200	9,852

ALL CASES: FILINGS AND TERMINATIONS BY JURISDICTION, Continued

	2008		2009	
	Filings	Terminations	Filings	Terminations
Fifth Circuit	38,914	37,898	40,595	37,143
Anne Arundel	23,350	22,442	24,004	21,314
Carroll	7,539	7,600	7,715	7,597
Howard	8,025	7,856	8,876	8,232

	2008		2009	
	Filings	Terminations	Filings	Terminations
Sixth Circuit	51,079	49,133	54,239	50,462
Frederick	10,445	10,067	11,101	10,468
Montgomery	40,634	39,066	43,138	39,994

	2008		2009	
	Filings	Terminations	Filings	Terminations
Seventh Circuit	65,402	56,084	67,006	56,754
Calvert	5,206	4,816	5,325	5,125
Charles	9,444	8,793	9,640	9,022
Prince George's	45,879	38,128	46,677	37,804
St. Mary's	4,873	4,347	5,364	4,803

	2008		2009	
	Filings	Terminations	Filings	Terminations
Eighth Circuit	61,420	61,306	59,662	55,712
Baltimore City	61,420	61,306	59,662	55,712

	2008		2009	
	Filings	Terminations	Filings	Terminations
STATE TOTALS	309,352	294,933	314,884	285,747

**TABLE CC-1.2
CIRCUIT COURT**

ALL CASES: STATEWIDE FILINGS AND TERMINATIONS, BY CASE TYPE

**Original and Reopened Cases
Fiscal Years 2008 and 2009**

STATEWIDE	2008		2009	
	FILINGS	TERMINATIONS	FILINGS	TERMINATIONS
Total Civil-General	84,917	75,002	91,046	74,484
Motor Tort	5,624	5,799	5,748	8,046
Other Tort	4,450	3,746	4,210	2,988
Contract	6,113	5,743	7,026	7,514
Condemnation	383	374	347	325
Cont'd Confessed Judgment	1,570	1,483	2,612	2,230
Other Law	10,285	9,767	10,487	10,098
<i>Appeals</i>			0	0
District Court - On Record	510	239	401	245
District Court - De Novo	1,011	507	857	377
Administrative Agency	3,447	3,992	3,407	3,599
Other General	50,905	43,313	55,321	39,011
Unreported Category	619	39	630	51
Total Civil-Family	100,127	97,928	99,475	91,553
Divorce/Nullity	36,481	36,420	36,535	33,638
Other Domestic Relations	35,772	34,146	36,614	33,469
Adoption/Guardianship	3,070	3,104	2,899	2,760
Paternity	20,168	19,671	18,478	16,880
Domestic Violence	4,636	4,587	4,949	4,806
Total Juvenile	40,750	38,892	39,645	38,109
Delinquency	35,221	32,185	34,489	32,876
Adult	46	52	71	60
Child in Need of Supervision	246	225	204	182
Child in Need of Assistance	3,451	4,586	3,263	3,248
Guardianship	697	824	565	666
Adoption	621	614	661	738
Peace Orders	453	397	381	328
Unreported Category	15	9	11	11
Total Criminal	83,558	83,111	84,718	81,601
Indictment/Information	41,539	41,682	40,705	39,286
<i>Appeals</i>			0	
District Court - Motor	2,485	2,460	2,378	2,303
District Court - Other	3,493	3,458	3,409	3,426
Jury Trial Prayed - Motor	10,222	10,407	10,552	10,312
Jury Trial Prayed - Other	24,440	24,558	26,016	25,782
Non Support	276	343	270	300
Post Conviction	128	146	163	167
Unreported Category	975	57	1,225	25
TOTAL	309,352	294,933	314,884	285,747

**TABLE CC-2.1
CIRCUIT COURTS**

**SMALL JURISDICTIONS
CATEGORIES OF FILINGS**

**Original and Reopened Cases
Fiscal Years 2008 and 2009**

	Caroline		Dorchester		Garrett		Kent	
	2008	2009	2008	2009	2008	2009	2008	2009
Total Civil-General	363	399	436	497	238	264	244	242
Motor Tort	13	13	18	29	13	7	6	3
Other Tort	9	8	4	7	7	13	9	5
Contract	20	34	20	30	15	7	22	14
Condemnation	2	10	1	0	0	2	0	0
Cont'd Confessed Judgment	6	14	12	28	3	11	10	7
Other Law	3	6	24	33	11	23	25	33
<i>Appeals</i>								
District Court - On Record	4	0	1	3	4	0	2	3
District Court - De Novo	11	12	4	2	6	0	0	11
Administrative Agency	21	16	24	26	7	15	14	18
Other General	274	286	324	339	170	181	154	142
Unreported Category	0	0	4	0	2	5	2	6

	Caroline		Dorchester		Garrett		Kent	
	2008	2009	2008	2009	2008	2009	2008	2009
Total Civil-Family	1,142	1,051	963	1,117	603	632	520	483
Divorce/Nullity	267	273	217	257	200	210	135	127
Other Domestic Relations	464	492	408	497	271	283	209	187
Adoption/Guardianship	9	4	8	6	9	7	6	2
Paternity	349	202	288	330	108	123	136	134
Domestic Violence	53	80	42	27	15	9	34	33

	Caroline		Dorchester		Garrett		Kent	
	2008	2009	2008	2009	2008	2009	2008	2009
Total Juvenile	233	218	293	307	135	141	170	167
Delinquency	205	198	268	286	83	98	165	156
Adult	0	0	0	0	0	0	0	0
Child in Need of Supervision	0	0	0	0	2	2	0	0
Child in Need of Assistance	7	11	9	11	42	29	1	7
Guardianship	9	2	6	3	5	3	1	3
Adoption	12	7	6	6	2	8	3	1
Peace Orders	0	0	4	1	1	1	0	0
Unreported Category	0	0	0	0	0	0	0	0

	Caroline		Dorchester		Garrett		Kent	
	2008	2009	2008	2009	2008	2009	2008	2009
Total Criminal	533	646	723	911	253	267	567	545
Indictment/Information	205	236	453	579	142	135	205	225
<i>Appeals</i>								
District Court - Motor	20	26	16	13	6	7	24	11
District Court - Other	10	9	17	21	3	5	11	12
Jury Trial Prayed - Motor	115	166	81	101	38	51	125	79
Jury Trial Prayed - Other	181	204	137	192	59	66	197	210
Non Support	0	0	0	0	0	1	0	0
Post Conviction	0	0	3	3	3	1	2	1
Unreported Category	2	5	16	2	2	1	3	7

	Caroline		Dorchester		Garrett		Kent	
	2008	2009	2008	2009	2008	2009	2008	2009
TOTAL FILINGS	2,271	2,314	2,415	2,832	1,229	1,304	1,501	1,437

**TABLE CC-2.1
CIRCUIT COURTS**

**SMALL JURISDICTIONS
CATEGORIES OF FILINGS**

Continued

	Queen Anne's		Somerset		Talbot	
	2008	2009	2008	2009	2008	2009
Total Civil-General	651	672	436	492	395	432
Motor Tort	40	36	5	6	23	9
Other Tort	18	13	7	12	6	28
Contract	36	39	16	10	27	32
Condemnation	1	0	0	0	0	6
Cont'd Confessed Judgment	32	23	14	18	21	32
Other Law	30	33	35	35	53	44
<i>Appeals</i>						
District Court - On Record	1	4	0	0	9	2
District Court - De Novo	10	5	5	13	5	7
Administrative Agency	17	18	119	121	17	27
Other General	466	501	195	226	231	243
Unreported Category	0	0	40	51	3	2

	Queen Anne's		Somerset		Talbot	
	2008	2009	2008	2009	2008	2009
Total Civil-Family	652	692	1,241	1,125	769	897
Divorce/Nullity	281	304	187	197	264	248
Other Domestic Relations	234	271	489	481	313	399
Adoption/Guardianship	7	8	6	6	7	9
Paternity	119	103	496	400	160	223
Domestic Violence	11	6	63	41	25	18

	Queen Anne's		Somerset		Talbot	
	2008	2009	2008	2009	2008	2009
Total Juvenile	295	222	197	156	451	319
Delinquency	288	209	163	130	425	302
Adult	0	0	0	0	0	0
Child in Need of Supervision	0	0	0	0	0	0
Child in Need of Assistance	2	10	20	11	9	5
Guardianship	5	3	5	3	10	3
Adoption	0	0	0	0	5	7
Peace Orders	0	0	9	12	0	0
Unreported Category	0	0	0	0	2	2

	Queen Anne's		Somerset		Talbot	
	2008	2009	2008	2009	2008	2009
Total Criminal	617	599	473	383	497	523
Indictment/Information	302	274	312	257	289	316
<i>Appeals</i>						
District Court - Motor	28	43	4	3	26	28
District Court - Other	15	31	6	14	11	9
Jury Trial Prayed - Motor	92	68	40	24	62	58
Jury Trial Prayed - Other	167	173	110	85	106	109
Non Support	0	0	0	0	0	0
Post Conviction	0	0	0	0	0	0
Unreported Category	13	10	1	0	3	3

	Queen Anne's		Somerset		Talbot	
	2008	2009	2008	2009	2008	2009
TOTAL FILINGS	2,215	2,185	2,347	2,156	2,112	2,171

**TABLE CC-2.2
CIRCUIT COURTS**

**MEDIUM JURISDICTIONS
CATEGORIES OF FILINGS**

**Original and Reopened Cases
Fiscal Years 2008 and 2009**

	Allegany		Calvert		Carroll		Cecil		Frederick	
	2008	2009	2008	2009	2008	2009	2008	2009	2008	2009
Total Civil-General	1,188	1,154	1,035	1,021	1,535	1,613	1,372	1,567	2,314	2,767
Motor Tort	39	43	72	58	74	111	104	131	111	103
Other Tort	24	33	5	10	33	59	47	67	82	59
Contract	31	37	45	61	112	115	54	68	141	186
Condemnation	5	13	2	3	15	3	0	0	18	11
Cont'd Confessed Judgment	22	14	20	41	48	104	42	114	43	81
Other Law	46	46	77	58	92	77	74	65	74	57
<i>Appeals</i>										
District Court - On Record	6	7	4	7	1	0	4	9	14	17
District Court - De Novo	20	10	13	10	28	31	14	18	35	26
Administrative Agency	249	276	46	51	90	75	59	52	113	105
Other General	719	640	746	718	1,020	1,008	962	1,035	1,677	2,108
Unreported Category	27	35	5	4	22	30	12	8	6	14

	Allegany		Calvert		Carroll		Cecil		Frederick	
	2008	2009	2008	2009	2008	2009	2008	2009	2008	2009
Total Civil-Family	2,243	2,192	2,556	2,619	2,456	2,409	2,556	2,543	3,719	4,094
Divorce/Nullity	567	550	827	796	1,050	1,050	733	725	1,432	1,508
Other Domestic Relations	1,096	1,171	664	741	816	852	1,228	1,261	1,520	1,781
Adoption/Guardianship	19	13	21	21	58	40	26	29	74	44
Paternity	540	426	925	954	168	166	445	411	581	620
Domestic Violence	21	32	119	107	364	301	124	117	112	141

	Allegany		Calvert		Carroll		Cecil		Frederick	
	2008	2009	2008	2009	2008	2009	2008	2009	2008	2009
Total Juvenile	378	386	918	884	866	952	467	395	980	981
Delinquency	269	279	867	838	762	851	362	324	836	884
Adult	0	0	0	0	2	15	0	0	0	0
Child in Need of Supervision	16	13	0	0	34	36	0	1	13	5
Child in Need of Assistance	63	74	22	22	32	19	83	46	89	64
Guardianship	13	5	11	7	5	7	14	10	7	5
Adoption	17	15	3	4	6	5	8	12	17	1
Peace Orders	0	0	15	13	25	19	0	2	18	22
Unreported Category	0	0	0	0	0	0	0	0	0	0

	Allegany		Calvert		Carroll		Cecil		Frederick	
	2008	2009	2008	2009	2008	2009	2008	2009	2008	2009
Total Criminal	703	666	697	801	2,682	2,741	2,922	3,176	3,432	3,259
Indictment/Information	345	267	426	511	830	841	821	822	941	950
<i>Appeals</i>										
District Court - Motor	12	7	16	8	86	88	51	56	117	115
District Court - Other	22	18	11	23	47	60	40	35	67	82
Jury Trial Prayed - Motor	94	111	94	110	681	736	736	836	1,157	1,064
Jury Trial Prayed - Other	229	259	142	146	999	974	899	1,018	1,125	1,015
Non Support	0	0	2	0	0	1	253	242	0	0
Post Conviction	0	1	0	0	6	3	8	9	10	17
Unreported Category	1	3	6	3	33	38	114	158	15	16

	Allegany		Calvert		Carroll		Cecil		Frederick	
	2008	2009	2008	2009	2008	2009	2008	2009	2008	2009
TOTAL FILINGS	4,512	4,398	5,206	5,325	7,539	7,715	7,317	7,681	10,445	11,101

**TABLE CC-2.2
CIRCUIT COURTS**

**MEDIUM JURISDICTIONS
CATEGORIES OF FILINGS**

Continued

	St. Mary's		Washington		Wicomico		Worcester	
	2008	2009	2008	2009	2008	2009	2008	2009
Total Civil-General	951	1,019	1,523	1,718	992	1,114	1,481	1,653
Motor Tort	59	60	80	73	71	71	44	35
Other Tort	1	18	41	64	53	48	48	48
Contract	46	74	89	100	44	60	94	93
Condemnation	1	1	8	2	0	3	7	16
Cont'd Confessed Judgment	16	26	21	43	44	51	51	106
Other Law	115	98	109	85	54	60	96	107
<i>Appeals</i>								
District Court - On Record	7	1	16	10	2	5	1	4
District Court - De Novo	13	9	30	23	5	20	6	10
Administrative Agency	44	36	150	154	51	61	28	39
Other General	645	696	949	1,128	664	727	1,104	1,193
Unreported Category	4	0	30	36	4	8	2	2

	St. Mary's		Washington		Wicomico		Worcester	
	2008	2009	2008	2009	2008	2009	2008	2009
Total Civil-Family	2,420	2,806	5,202	4,963	2,350	2,301	1,558	1,292
Divorce/Nullity	639	704	1,083	1,161	615	665	331	325
Other Domestic Relations	892	1,066	2,720	2,596	916	952	618	591
Adoption/Guardianship	28	13	25	34	26	35	8	16
Paternity	739	889	1,268	1,128	734	586	575	338
Domestic Violence	122	134	106	44	59	63	26	22

	St. Mary's		Washington		Wicomico		Worcester	
	2008	2009	2008	2009	2008	2009	2008	2009
Total Juvenile	566	518	1,165	1,013	1,139	1,247	463	414
Delinquency	489	466	907	842	1,009	1,139	384	353
Adult	4	3	0	0	26	32	13	3
Child in Need of Supervision	0	0	18	5	0	1	0	0
Child in Need of Assistance	56	36	156	111	42	21	47	45
Guardianship	8	8	33	26	15	9	10	9
Adoption	9	5	36	29	19	17	8	3
Peace Orders	0	0	13	0	28	28	1	1
Unreported Category	0	0	2	0	0	0	0	0

	St. Mary's		Washington		Wicomico		Worcester	
	2008	2009	2008	2009	2008	2009	2008	2009
Total Criminal	936	1,021	2,746	2,506	1,839	1,689	1,067	1,067
Indictment/Information	475	616	1,147	1,103	1,089	1,097	455	479
<i>Appeals</i>								
District Court - Motor	23	13	113	49	17	19	22	24
District Court - Other	30	18	128	86	48	43	18	45
Jury Trial Prayed - Motor	105	88	480	413	218	171	234	195
Jury Trial Prayed - Other	295	270	857	811	437	337	323	316
Non Support	0	1	0	14	16	9	0	0
Post Conviction	0	0	0	1	1	0	0	0
Unreported Category	8	15	21	29	13	13	15	8

	St. Mary's		Washington		Wicomico		Worcester	
	2008	2009	2008	2009	2008	2009	2008	2009
TOTAL FILINGS	4,873	5,364	10,636	10,200	6,320	6,351	4,569	4,426

**TABLE CC-2.3
CIRCUIT COURTS**

**MEDIUM-LARGE JURISDICTIONS
CATEGORIES OF FILINGS**

**Original and Reopened Cases
Fiscal Years 2008 and 2009**

	Charles		Harford		Howard	
	2008	2009	2008	2009	2008	2009
Total Civil-General	1,973	2,327	2,083	2,510	2,520	3,038
Motor Tort	113	136	155	178	168	180
Other Tort	69	54	42	60	128	107
Contract	136	128	82	140	344	412
Condemnation	2	5	36	11	1	0
Cont'd Confessed Judgment	46	57	73	111	61	149
Other Law	88	83	118	128	97	111
<i>Appeals</i>						
District Court - On Record	15	20	8	8	15	19
District Court - De Novo	26	19	18	20	38	38
Administrative Agency	65	70	134	156	121	118
Other General	1,409	1,753	1,414	1,691	1,526	1,894
Unreported Category	4	2	3	7	21	10

	Charles		Harford		Howard	
	2008	2009	2008	2009	2008	2009
Total Civil-Family	3,514	3,505	5,262	5,910	2,624	2,822
Divorce/Nullity	1,036	1,089	1,627	1,856	1,325	1,423
Other Domestic Relations	1,250	1,276	1,941	2,262	758	888
Adoption/Guardianship	37	38	46	51	37	36
Paternity	876	867	1,375	1,473	335	323
Domestic Violence	315	235	273	268	169	152

	Charles		Harford		Howard	
	2008	2009	2008	2009	2008	2009
Total Juvenile	1,677	1,639	1,230	1,099	1,060	1,174
Delinquency	1,606	1,535	968	919	998	1,115
Adult	0	18	0	0	0	0
Child in Need of Supervision	0	0	0	0	0	0
Child in Need of Assistance	44	65	187	108	38	31
Guardianship	12	11	34	27	7	9
Adoption	15	10	13	21	10	11
Peace Orders	0	0	28	23	7	8
Unreported Category	0	0	0	1	0	0

	Charles		Harford		Howard	
	2008	2009	2008	2009	2008	2009
Total Criminal	2,280	2,169	3,945	3,734	1,821	1,842
Indictment/Information	1,517	1,550	1,127	1,113	862	913
<i>Appeals</i>						
District Court - Motor	23	40	140	103	105	102
District Court - Other	24	38	201	284	28	33
Jury Trial Prayed - Motor	206	187	1,025	873	367	276
Jury Trial Prayed - Other	320	283	1,414	1,332	419	483
Non Support	0	2	0	0	1	0
Post Conviction	26	34	18	14	19	4
Unreported Category	164	35	20	15	20	31

	Charles		Harford		Howard	
	2008	2009	2008	2009	2008	2009
TOTAL FILINGS	9,444	9,640	12,520	13,253	8,025	8,876

**TABLE CC-2.4
CIRCUIT COURTS**

**LARGE JURISDICTIONS
CATEGORIES OF FILINGS**

**Original and Reopened Cases
Fiscal Years 2008 and 2009**

	Anne Arundel		Baltimore		Baltimore City		Montgomery		Prince George's	
	2008	2009	2008	2009	2008	2009	2008	2009	2008	2009
Total Civil-General	6,259	6,886	9,846	10,028	16,693	17,260	14,908	16,790	15,481	15,583
Motor Tort	429	406	977	928	1,435	1,559	543	539	1,032	1,034
Other Tort	22	47	514	540	1,867	1,718	670	647	744	545
Contract	595	678	1,101	1,045	571	635	1,671	2,266	801	762
Condemnation	3	3	91	42	156	182	33	28	1	6
Cont'd Confessed Judgment	163	225	273	351	143	230	276	554	130	222
Other Law	275	276	264	299	1,812	1,716	5,185	5,456	1,528	1,558
<i>Appeals</i>										
District Court - On Record	0	0	76	66	92	58	119	106	109	52
District Court - De Novo	0	0	164	144	162	148	226	204	172	77
Administrative Agency	216	161	553	519	836	800	442	480	31	13
Other General	4,434	5,037	5,761	6,025	9,385	10,067	5,743	6,510	10,933	11,173
Unreported Category	122	53	72	69	234	147	0	0	0	141

	Anne Arundel		Baltimore		Baltimore City		Montgomery		Prince George's	
	2008	2009	2008	2009	2008	2009	2008	2009	2008	2009
Total Civil-Family	7,564	7,418	9,849	9,329	11,567	10,155	14,741	14,900	14,056	14,220
Divorce/Nullity	3,756	3,643	4,024	3,667	3,100	2,905	5,178	5,248	7,607	7,604
Other Domestic Relations	2,356	2,471	3,762	3,781	4,754	4,196	4,966	5,117	3,127	3,002
Adoption/Guardianship	238	211	263	208	171	190	1,848	1,788	93	90
Paternity	772	713	1,203	1,106	3,258	2,503	1,863	1,860	2,855	2,600
Domestic Violence	442	380	597	567	284	361	886	887	374	924

	Anne Arundel		Baltimore		Baltimore City		Montgomery		Prince George's	
	2008	2009	2008	2009	2008	2009	2008	2009	2008	2009
Total Juvenile	2,817	2,845	4,374	3,947	9,839	9,162	4,153	4,495	6,884	6,964
Delinquency	2,657	2,748	3,829	3,564	7,432	6,675	3,697	3,905	6,552	6,673
Adult	0	0	1	0	0	0	0	0	0	0
Child in Need of Supervision	0	0	0	0	162	141	1	0	0	0
Child in Need of Assistance	76	47	394	263	1,476	1,613	299	369	257	245
Guardianship	25	19	78	29	265	283	60	54	59	27
Adoption	30	10	37	50	329	359	20	61	16	19
Peace Orders	29	21	35	41	167	89	73	100	0	0
Unreported Category	0	0	0	0	8	2	3	6	0	0

	Anne Arundel		Baltimore		Baltimore City ¹		Montgomery		Prince George's	
	2008	2009	2008	2009	2008	2009	2008	2009	2008	2009
Total Criminal	6,710	6,855	8,504	9,370	23,321	23,085	6,832	6,953	9,458	9,910
Indictment/Information	4,448	4,391	4,556	5,012	11,818	10,580	4,679	4,815	4,095	3,623
<i>Appeals</i>										
District Court - Motor	286	313	419	380	205	225	603	606	123	99
District Court - Other	489	530	698	566	404	409	1,013	913	152	125
Jury Trial Prayed - Motor	407	417	826	1,040	888	779	133	197	2,018	2,512
Jury Trial Prayed - Other	946	1,071	1,937	2,303	9,955	11,042	404	377	2,782	2,940
Non Support	1	0	3	0	0	0	0	0	0	0
Post Conviction	2	1	0	0	30	28	0	45	0	1
Unreported Category	131	132	65	69	21	22	0	0	288	610

	Anne Arundel		Baltimore		Baltimore City		Montgomery		Prince George's	
	2008	2009	2008	2009	2008	2009	2008	2009	2008	2009
TOTAL FILINGS	23,350	24,004	32,573	32,674	61,420	59,662	40,634	43,138	45,879	46,677

¹Criminal Filings for Baltimore City are based upon the Tracking Number System for the 8th Circuit.

**TABLE CC-3
CIRCUIT COURTS**

CIVIL-GENERAL FILINGS AND TERMINATIONS

**Original and Reopened Cases
Fiscal Years 2008 and 2009**

	2008		2009	
	Filings	Terminations	Filings	Terminations
First Circuit	3,345	3,179	3,756	3,052
Dorchester	436	473	497	365
Somerset	436	403	492	403
Wicomico	992	939	1,114	889
Worcester	1,481	1,364	1,653	1,395

	2008		2009	
	Filings	Terminations	Filings	Terminations
Second Circuit	3,025	2,976	3,312	2,843
Caroline	363	301	399	338
Cecil	1,372	1,412	1,567	1,352
Kent	244	242	242	209
Queen Anne's	651	628	672	581
Talbot	395	393	432	363

	2008		2009	
	Filings	Terminations	Filings	Terminations
Third Circuit	11,929	11,325	12,538	9,334
Baltimore	9,846	8,924	10,028	7,028
Harford	2,083	2,401	2,510	2,306

	2008		2009	
	Filings	Terminations	Filings	Terminations
Fourth Circuit	2,949	2,593	3,136	2,590
Allegany	1,188	1,068	1,154	1,052
Garrett	238	263	264	198
Washington	1,523	1,262	1,718	1,340

CIVIL-GENERAL FILINGS AND TERMINATIONS, Continued

	2008		2009	
	Filings	Terminations	Filings	Terminations
Fifth Circuit	10,314	9,254	11,537	9,002
Anne Arundel	6,259	5,476	6,886	5,112
Carroll	1,535	1,433	1,613	1,406
Howard	2,520	2,345	3,038	2,484
	2008		2009	
	Filings	Terminations	Filings	Terminations
Sixth Circuit	17,222	15,278	19,557	16,355
Frederick	2,314	1,971	2,767	2,295
Montgomery	14,908	13,307	16,790	14,060
	2008		2009	
	Filings	Terminations	Filings	Terminations
Seventh Circuit	19,440	13,708	19,950	16,351
Calvert	1,035	917	1,021	875
Charles	1,973	1,628	2,327	1,704
Prince George's	15,481	10,405	15,583	12,974
St. Mary's	951	758	1,019	798
	2008		2009	
	Filings	Terminations	Filings	Terminations
Eighth Circuit	16,693	16,689	17,260	14,957
Baltimore City	16,693	16,689	17,260	14,957
	2008		2009	
	Filings	Terminations	Filings	Terminations
STATE TOTALS	84,917	75,002	91,046	74,484

**TABLE CC-4
CIRCUIT COURTS**

CIVIL-FAMILY FILINGS AND TERMINATIONS

**Original and Reopened Cases
Fiscal Years 2008 and 2009**

	2008		2009	
	Filings	Terminations	Filings	Terminations
First Circuit	6,112	6,053	5,835	5,837
Dorchester	963	1,013	1,117	1,061
Somerset	1,241	1,232	1,125	1,111
Wicomico	2,350	2,269	2,301	2,279
Worcester	1,558	1,539	1,292	1,386
	2008		2009	
	Filings	Terminations	Filings	Terminations
Second Circuit	5,639	5,390	5,666	5,479
Caroline	1,142	1,126	1,051	873
Cecil	2,556	2,473	2,543	2,583
Kent	520	481	483	496
Queen Anne's	652	611	692	668
Talbot	769	699	897	859
	2008		2009	
	Filings	Terminations	Filings	Terminations
Third Circuit	15,111	14,903	15,239	13,618
Baltimore	9,849	8,974	9,329	7,402
Harford	5,262	5,929	5,910	6,216
	2008		2009	
	Filings	Terminations	Filings	Terminations
Fourth Circuit	8,048	7,692	7,787	7,592
Allegany	2,243	2,139	2,192	2,137
Garrett	603	590	632	615
Washington	5,202	4,963	4,963	4,840
	2008		2009	
	Filings	Terminations	Filings	Terminations
Fifth Circuit	12,644	12,371	12,649	11,819
Anne Arundel	7,564	7,267	7,418	6,655
Carroll	2,456	2,403	2,409	2,473
Howard	2,624	2,701	2,822	2,691
	2008		2009	
	Filings	Terminations	Filings	Terminations
Sixth Circuit	18,460	18,284	18,994	18,485
Frederick	3,719	3,569	4,094	3,903
Montgomery	14,741	14,715	14,900	14,582
	2008		2009	
	Filings	Terminations	Filings	Terminations
Seventh Circuit	22,546	21,857	23,150	19,299
Calvert	2,556	2,399	2,619	2,610
Charles	3,514	3,321	3,505	3,439
Prince George's	14,056	13,943	14,220	10,766
St. Mary's	2,420	2,194	2,806	2,484
	2008		2009	
	Filings	Terminations	Filings	Terminations
Eighth Circuit	11,567	11,378	10,155	9,424
Baltimore City	11,567	11,378	10,155	9,424
	2008		2009	
	Filings	Terminations	Filings	Terminations
STATE TOTALS	100,127	97,928	99,475	91,553

**TABLE CC-5.1
CIRCUIT COURTS**

**DOMESTIC VIOLENCE CASES HEARD
Fiscal Year 2008**

Temporary Protective Orders

	Hearings	Orders Granted	Percent Granted
First Circuit	104	66	63%
Dorchester	47	27	57%
Somerset	39	31	79%
Wicomico	2	1	50%
Worcester	16	7	44%

Final Protective Orders

	Hearings	Orders Granted	Percent Granted
	84	30	36%
	39	11	28%
	33	13	39%
	1	0	0%
	11	6	55%

Temporary Protective Orders

	Hearings	Orders Granted	Percent Granted
Second Circuit	129	89	69%
Caroline	34	31	91%
Cecil	42	30	71%
Kent	34	20	59%
Queen Anne's	2	2	100%
Talbot	17	6	35%

Final Protective Orders

	Hearings	Orders Granted	Percent Granted
	131	51	39%
	39	18	46%
	30	13	43%
	45	16	36%
	2	0	0%
	15	4	27%

Temporary Protective Orders

	Hearings	Orders Granted	Percent Granted
Third Circuit	724	419	58%
Baltimore	431	260	60%
Harford	293	159	54%

Final Protective Orders

	Hearings	Orders Granted	Percent Granted
	729	251	34%
	353	156	44%
	376	95	25%

Temporary Protective Orders

	Hearings	Orders Granted	Percent Granted
Fourth Circuit	87	41	47%
Allegany	6	2	33%
Garrett	16	5	31%
Washington	65	34	52%

Final Protective Orders

	Hearings	Orders Granted	Percent Granted
	105	37	35%
	8	2	25%
	21	6	29%
	76	29	38%

**DOMESTIC VIOLENCE CASES HEARD IN CIRCUIT COURTS, Continued
Fiscal Year 2008**

Temporary Protective Orders

	Hearings	Orders Granted	Percent Granted
Fifth Circuit	952	551	58%
Anne Arundel	337	229	68%
Carroll	508	256	50%
Howard	107	66	62%

Final Protective Orders

	Hearings	Orders Granted	Percent Granted
	1,001	355	35%
	376	153	41%
	504	156	31%
	121	46	38%

Temporary Protective Orders

	Hearings	Orders Granted	Percent Granted
Sixth Circuit	887	535	60%
Frederick	25	16	64%
Montgomery	862	519	60%

Final Protective Orders

	Hearings	Orders Granted	Percent Granted
	916	331	36%
	27	12	44%
	889	319	36%

Temporary Protective Orders

	Hearings	Orders Granted	Percent Granted
Seventh Circuit	1,117	537	48%
Calvert	39	12	31%
Charles	405	185	46%
Prince George's	666	338	51%
St. Mary's	7	2	29%

Final Protective Orders

	Hearings	Orders Granted	Percent Granted
	1,003	369	37%
	56	13	23%
	407	97	24%
	523	258	49%
	17	1	6%

Temporary Protective Orders

	Hearings	Orders Granted	Percent Granted
Eighth Circuit	95	59	62%
Baltimore City	95	59	62%

Final Protective Orders

	Hearings	Orders Granted	Percent Granted
	162	75	46%
	162	75	46%

Temporary Protective Orders

	Hearings	Orders Granted	Percent Granted
STATE TOTALS	4,095	2,297	56%

Final Protective Orders

	Hearings	Orders Granted	Percent Granted
	4,131	1,499	36%

**TABLE CC-5.2
CIRCUIT COURTS**

**DOMESTIC VIOLENCE CASES HEARD
Fiscal Year 2009**

Temporary Protective Orders

	Hearings	Orders Granted	Percent Granted
First Circuit	80	44	55%
Dorchester	32	9	28%
Somerset	24	20	83%
Wicomico	1	0	0%
Worcester	23	15	65%

Final Protective Orders

	Hearings	Orders Granted	Percent Granted
	78	46	59%
	41	19	46%
	14	9	64%
	10	9	90%
	13	9	69%

Temporary Protective Orders

	Hearings	Orders Granted	Percent Granted
Second Circuit	112	78	70%
Caroline	56	52	93%
Cecil	6	0	0%
Kent	36	20	56%
Queen Anne's	3	3	100%
Talbot	11	3	27%

Final Protective Orders

	Hearings	Orders Granted	Percent Granted
	100	37	37%
	40	24	60%
	9	1	11%
	38	8	21%
	6	4	67%
	7	0	0%

Temporary Protective Orders

	Hearings	Orders Granted	Percent Granted
Third Circuit	627	376	60%
Baltimore	341	228	67%
Harford	286	148	52%

Final Protective Orders

	Hearings	Orders Granted	Percent Granted
	619	245	40%
	286	146	51%
	333	99	30%

Temporary Protective Orders

	Hearings	Orders Granted	Percent Granted
Fourth Circuit	60	29	48%
Allegany	22	13	59%
Garrett	18	7	39%
Washington	20	9	45%

Final Protective Orders

	Hearings	Orders Granted	Percent Granted
	65	26	40%
	13	7	54%
	16	3	19%
	36	16	44%

DOMESTIC VIOLENCE CASES HEARD IN CIRCUIT COURTS, Continued
Fiscal Year 2009

Temporary Protective Orders

	Hearings	Orders Granted	Percent Granted
Fifth Circuit	924	492	53%
Anne Arundel	342	214	63%
Carroll	459	184	40%
Howard	123	94	76%

Final Protective Orders

	Hearings	Orders Granted	Percent Granted
	945	409	43%
	345	173	50%
	493	188	38%
	107	48	45%

Temporary Protective Orders

	Hearings	Orders Granted	Percent Granted
Sixth Circuit	909	563	62%
Frederick	34	26	76%
Montgomery	875	537	61%

Final Protective Orders

	Hearings	Orders Granted	Percent Granted
	1,039	465	45%
	35	23	66%
	1004	442	44%

Temporary Protective Orders

	Hearings	Orders Granted	Percent Granted
Seventh Circuit	1,163	693	60%
Calvert	69	43	62%
Charles	331	151	46%
Prince George's	643	395	61%
St. Mary's	120	104	87%

Final Protective Orders

	Hearings	Orders Granted	Percent Granted
	848	429	51%
	105	56	53%
	315	72	23%
	302	242	80%
	126	59	47%

Temporary Protective Orders

	Hearings	Orders Granted	Percent Granted
Eighth Circuit	247	208	84%
Baltimore City	247	208	84%

Final Protective Orders

	Hearings	Orders Granted	Percent Granted
	168	101	60%
	168	101	60%

Temporary Protective Orders

	Hearings	Orders Granted	Percent Granted
STATE TOTALS	4,122	2,483	60%

Final Protective Orders

	Hearings	Orders Granted	Percent Granted
	3,862	1,758	46%

**TABLE CC-6
CIRCUIT COURTS**

CRIMINAL FILINGS AND TERMINATIONS

**Original and Reopened Cases
Fiscal Years 2008 and 2009**

	2008		2009	
	Filings	Terminations	Filings	Terminations
First Circuit	4,102	4,238	4,050	4,096
Dorchester	723	774	911	860
Somerset	473	484	383	402
Wicomico	1,839	1,901	1,689	1,678
Worcester	1,067	1,079	1,067	1,156

	2008		2009	
	Filings	Terminations	Filings	Terminations
Second Circuit	5,136	5,141	5,489	5,591
Caroline	533	540	646	591
Cecil	2,922	2,892	3,176	3,261
Kent	567	562	545	601
Queen Anne's	617	664	599	611
Talbot	497	483	523	527

	2008		2009	
	Filings	Terminations	Filings	Terminations
Third Circuit	12,449	12,551	13,104	12,326
Baltimore	8,504	8,386	9,370	8,439
Harford	3,945	4,165	3,734	3,887

	2008		2009	
	Filings	Terminations	Filings	Terminations
Fourth Circuit	3,702	3,721	3,439	3,574
Allegany	703	747	666	677
Garrett	253	266	267	247
Washington	2,746	2,708	2,506	2,650

CRIMINAL FILINGS AND TERMINATIONS, Continued

	2008		2009	
	Filings	Terminations	Filings	Terminations
Fifth Circuit	11,213	11,596	11,438	11,330
Anne Arundel	6,710	6,946	6,855	6,695
Carroll	2,682	2,888	2,741	2,762
Howard	1,821	1,762	1,842	1,873

	2008		2009	
	Filings	Terminations	Filings	Terminations
Sixth Circuit	10,264	10,214	10,212	10,207
Frederick	3,432	3,459	3,259	3,337
Montgomery	6,832	6,755	6,953	6,870

	2008		2009	
	Filings	Terminations	Filings	Terminations
Seventh Circuit	13,371	11,975	13,901	11,897
Calvert	697	638	801	774
Charles	2,280	2,260	2,169	2,309
Prince George's	9,458	8,167	9,910	7,841
St. Mary's	936	910	1,021	973

	2008		2009	
	Filings	Terminations	Filings	Terminations
Eighth Circuit	23,321	23,675	23,085	22,580
Baltimore City	23,321	23,675	23,085	22,580

	2008		2009	
	Filings	Terminations	Filings	Terminations
STATE TOTALS	83,558	83,111	84,718	81,601

**TABLE CC-7
CIRCUIT COURTS**

JUVENILE FILINGS AND TERMINATIONS

**Original and Reopened Cases
Fiscal Years 2008 and 2009**

	2008		2009	
	Filings	Terminations	Filings	Terminations
First Circuit	2,092	2,089	2,124	2,006
Dorchester	293	285	307	284
Somerset	197	167	156	161
Wicomico	1,139	1,209	1,247	1,136
Worcester	463	428	414	425

	2008		2009	
	Filings	Terminations	Filings	Terminations
Second Circuit	1,616	1,699	1,321	1,393
Caroline	233	256	218	219
Cecil	467	505	395	449
Kent	170	159	167	178
Queen Anne's	295	314	222	223
Talbot	451	465	319	324

	2008		2009	
	Filings	Terminations	Filings	Terminations
Third Circuit	5,604	5,101	5,046	4,804
Baltimore	4,374	3,865	3,947	3,605
Harford	1,230	1,236	1,099	1,199

	2008		2009	
	Filings	Terminations	Filings	Terminations
Fourth Circuit	1,678	1,861	1,540	1,541
Allegany	378	414	386	370
Garrett	135	122	141	149
Washington	1,165	1,325	1,013	1,022

JUVENILE FILINGS AND TERMINATIONS, Continued

	2008		2009	
	Filings	Terminations	Filings	Terminations
Fifth Circuit	4,743	4,677	4,971	4,992
Anne Arundel	2,817	2,753	2,845	2,852
Carroll	866	876	952	956
Howard	1,060	1,048	1,174	1,184

	2008		2009	
	Filings	Terminations	Filings	Terminations
Sixth Circuit	5,133	5,357	5,476	5,415
Frederick	980	1,068	981	933
Montgomery	4,153	4,289	4,495	4,482

	2008		2009	
	Filings	Terminations	Filings	Terminations
Seventh Circuit	10,045	8,544	10,005	9,207
Calvert	918	862	884	866
Charles	1,677	1,584	1,639	1,570
Prince George's	6,884	5,613	6,964	6,223
St. Mary's	566	485	518	548

	2008		2009	
	Filings	Terminations	Filings	Terminations
Eighth Circuit	9,839	9,564	9,162	8,751
Baltimore City	9,839	9,564	9,162	8,751

	2008		2009	
	Filings	Terminations	Filings	Terminations
STATE TOTALS	40,750	38,892	39,645	38,109

**TABLE CC-8.1
CIRCUIT COURTS**

SMALL JURISDICTIONS: CATEGORIES OF TERMINATIONS

**Original and Reopened Cases
Fiscal Years 2008 and 2009**

	Caroline		Dorchester		Garrett		Kent	
	2008	2009	2008	2009	2008	2009	2008	2009
Total Civil-General	301	338	473	365	263	198	242	209
Motor Tort	25	9	22	17	19	12	6	7
Other Tort	10	5	10	5	8	7	14	5
Contract	17	24	11	28	12	8	23	22
Condemnation	0	3	7	0	0	1	0	0
Cont'd Confessed Judgment	5	12	11	24	8	6	12	9
Other Law	16	18	27	38	22	23	23	45
<i>Appeals</i>								
District Court - On Record	0	0	0	0	0	0	0	1
District Court - De Novo	0	0	0	0	1	0	0	1
Administrative Agency	9	22	40	24	11	11	17	20
Unreported Law	0	0	0	0	0	0	0	0
Other General	219	243	345	229	182	130	147	98
Unreported Category	0	2	0	0	0	0	0	1

	Caroline		Dorchester		Garrett		Kent	
	2008	2009	2008	2009	2008	2009	2008	2009
Total Civil-Family	1,126	873	1,013	1,061	590	615	481	496
Divorce/Nullity	281	244	217	226	189	208	122	133
Other Domestic Relations	443	362	448	472	266	285	191	200
Adoption/Guardianship	7	8	7	5	8	11	4	6
Paternity	339	187	296	330	109	105	129	124
Domestic Violence	56	72	45	28	18	6	35	33

	Caroline		Dorchester		Garrett		Kent	
	2008	2009	2008	2009	2008	2009	2008	2009
Total Juvenile	256	219	285	284	122	149	159	178
Delinquency	192	187	251	259	82	99	149	167
Adult	0	0	0	0	0	0	0	0
Child in Need of Supervision	1	0	0	0	2	1	0	0
Child in Need of Assistance	34	22	19	12	20	33	7	7
Guardianship	15	2	7	4	14	6	0	3
Adoption	12	8	4	8	4	9	3	1
Peace Orders	2	0	4	1	0	1	0	0
Unreported Category	0	0	0	0	0	0	0	0

	Caroline		Dorchester		Garrett		Kent	
	2008	2009	2008	2009	2008	2009	2008	2009
Total Criminal	540	591	774	860	266	247	562	601
Indictment/Information	199	225	487	541	149	135	215	221
<i>Appeals</i>								
District Court - Motor	23	27	20	9	9	6	25	13
District Court - Other	11	7	15	21	4	3	10	13
Jury Trial Prayed - Motor	107	133	81	104	37	48	123	108
Jury Trial Prayed - Other	198	198	157	179	65	55	188	243
Non Support	0	0	0	0	0	0	0	0
Post Conviction	1	1	13	4	2	0	0	2
Unreported Category	1	0	1	2	0	0	1	1

	Caroline		Dorchester		Garrett		Kent	
	2008	2009	2008	2009	2008	2009	2008	2009
TOTAL TERMINATIONS	2,223	2,021	2,545	2,570	1,241	1,209	1,444	1,484

**TABLE CC-8.1
CIRCUIT COURTS**

SMALL JURISDICTIONS: CATEGORIES OF TERMINATIONS

Continued

	Queen Anne's		Somerset		Talbot	
	2008	2009	2008	2009	2008	2009
Total Civil-General	628	581	403	403	393	363
Motor Tort	33	47	4	7	21	17
Other Tort	11	15	10	6	16	10
Contract	40	45	12	12	28	20
Condemnation	2	0	0	0	0	6
Cont'd Confessed Judgment	21	28	12	18	16	34
Other Law	34	41	37	42	48	42
<i>Appeals</i>						
District Court - On Record	1	0	0	0	15	1
District Court - De Novo	8	0	6	0	7	1
Administrative Agency	27	16	139	177	27	25
Unreported Law	0	0	0	0	0	0
Other General	449	389	183	141	215	207
Unreported Category	2	0	0	0	0	0

	Queen Anne's		Somerset		Talbot	
	2008	2009	2008	2009	2008	2009
Total Civil-Family	611	668	1,232	1,111	699	859
Divorce/Nullity	276	294	206	170	248	243
Other Domestic Relations	207	261	483	472	275	375
Adoption/Guardianship	11	8	6	7	8	8
Paternity	105	99	473	421	140	215
Domestic Violence	12	6	64	41	28	18

	Queen Anne's		Somerset		Talbot	
	2008	2009	2008	2009	2008	2009
Total Juvenile	314	223	167	161	465	324
Delinquency	295	209	136	135	440	304
Adult	0	0	0	0	0	0
Child in Need of Supervision	1	0	0	0	0	0
Child in Need of Assistance	14	11	20	13	19	5
Guardianship	4	3	2	3	3	5
Adoption	0	0	0	0	3	9
Peace Orders	0	0	9	10	0	0
Unreported Category	0	0	0	0	0	1

	Queen Anne's		Somerset		Talbot	
	2008	2009	2008	2009	2008	2009
Total Criminal	664	611	484	402	483	527
Indictment/Information	316	287	308	267	285	338
<i>Appeals</i>						
District Court - Motor	26	36	3	4	26	20
District Court - Other	14	33	9	14	9	10
Jury Trial Prayed - Motor	115	66	40	28	63	49
Jury Trial Prayed - Other	186	184	124	89	100	109
Non Support	0	0	0	0	0	0
Post Conviction	6	5	0	0	0	1
Unreported Category	1	0	0	0	0	0

	Queen Anne's		Somerset		Talbot	
	2008	2009	2008	2009	2008	2009
TOTAL TERMINATIONS	2,217	2,083	2,286	2,077	2,040	2,073

**TABLE CC-8.2
CIRCUIT COURTS**

MEDIUM JURISDICTIONS: CATEGORIES OF TERMINATIONS

**Original and Reopened Cases
Fiscal Years 2008 and 2009**

	Allegany		Calvert		Carroll		Cecil		Frederick	
	2008	2009	2008	2009	2008	2009	2008	2009	2008	2009
Total Civil-General	1,068	1,052	917	875	1,433	1,406	1,412	1,352	1,971	2,295
Motor Tort	45	37	76	54	86	82	141	115	146	99
Other Tort	24	30	8	5	40	42	57	48	70	85
Contract	27	42	50	51	78	125	66	51	137	155
Condemnation	10	10	10	5	22	15	2	0	16	12
Cont'd Confessed Judgment	15	16	17	40	40	91	39	114	43	59
Other Law	59	58	93	74	126	92	94	84	108	89
<i>Appeals</i>										
District Court - On Record	0	0	1	0	9	11	2	1	1	2
District Court - De Novo	3	0	2	0	1	1	0	1	9	4
Administrative Agency	236	249	57	53	100	113	82	62	114	116
Unreported Law	0	0	0	0	0	0	0	0	0	0
Other General	646	609	603	592	924	828	928	876	1,327	1,671
Unreported Category	3	1	0	1	7	6	1	0	0	3

	Allegany		Calvert		Carroll		Cecil		Frederick	
	2008	2009	2008	2009	2008	2009	2008	2009	2008	2009
Total Civil-Family	2,139	2,137	2,399	2,610	2,403	2,473	2,473	2,583	3,569	3,903
Divorce/Nullity	549	566	762	757	1,052	1,135	694	762	1,443	1,522
Other Domestic Relations	1,050	1,077	619	740	778	838	1,179	1,274	1,358	1,687
Adoption/Guardianship	25	14	21	21	53	39	21	24	71	45
Paternity	496	447	882	985	167	151	452	401	607	525
Domestic Violence	19	33	115	107	353	310	127	122	90	124

	Allegany		Calvert		Carroll		Cecil		Frederick	
	2008	2009	2008	2009	2008	2009	2008	2009	2008	2009
Total Juvenile	414	370	862	866	876	956	505	449	1,068	933
Delinquent	280	255	807	820	772	842	406	361	891	825
Adult	0	0	0	0	8	14	0	0	0	0
Child in Need of Supervision	12	9	0	0	38	40	0	1	15	5
Child in Need of Assistance	85	86	29	22	21	28	87	55	106	73
Guardianship	18	5	8	7	7	8	6	13	20	6
Adoption	19	15	4	5	7	6	6	17	18	2
Peace Orders	0	0	14	12	23	18	0	2	18	22
Unreported Category	0	0	0	0	0	0	0	0	0	0

	Allegany		Calvert		Carroll		Cecil		Frederick	
	2008	2009	2008	2009	2008	2009	2008	2009	2008	2009
Total Criminal	747	677	638	774	2,888	2,762	2,892	3,261	3,459	3,337
Indictment/Information	350	294	388	495	930	844	851	848	1,079	942
<i>Appeals from District Court</i>										
District Court - Motor	7	9	12	11	108	77	44	63	123	110
District Court - Other	22	19	10	18	62	63	44	41	67	81
Jury Trial Prayed - Motor	101	117	88	111	731	757	756	975	1,077	1,107
Jury Trial Prayed - Other	267	237	135	137	1,050	1,017	862	1,053	1,103	1,087
Non Support	0	0	2	1	0	1	329	273	0	0
Post Conviction	0	1	0	0	6	3	5	8	5	10
Unreported Category	0	0	3	1	1	0	1	0	5	0

	Allegany		Calvert		Carroll		Cecil		Frederick	
	2008	2009	2008	2009	2008	2009	2008	2009	2008	2009
TOTAL TERMINATIONS	4,368	4,236	4,816	5,125	7,600	7,597	7,282	7,645	10,067	10,468

**TABLE CC-8.2
CIRCUIT COURTS**

MEDIUM JURISDICTIONS: CATEGORIES OF TERMINATIONS

Continued

	St. Mary's		Washington		Wicomico		Worcester	
	2008	2009	2008	2009	2008	2009	2008	2009
Total Civil-General	758	798	1,262	1,340	939	889	1,364	1,395
Motor Tort	49	59	67	79	82	62	44	40
Other Tort	8	4	41	52	40	47	35	48
Contract	44	53	74	94	51	51	84	80
Condemnation	0	0	2	2	0	0	1	9
Cont'd Confessed Judgment	12	25	24	48	44	51	53	103
Other Law	83	116	102	114	51	88	96	106
<i>Appeals</i>								
District Court - On Record	7	1	12	2	2	1	4	1
District Court - De Novo	11	2	30	7	5	0	8	0
Administrative Agency	34	40	174	174	58	51	28	38
Unreported Law	0	0	0	0	0	0	0	0
Other General	510	498	734	766	606	538	1,011	970
Unreported Category	0	0	2	2	0	0	0	0

	St. Mary's		Washington		Wicomico		Worcester	
	2008	2009	2008	2009	2008	2009	2008	2009
Total Civil-Family	2,194	2,484	4,963	4,840	2,269	2,279	1,539	1,386
Divorce/Nullity	660	657	1,092	1,098	651	635	319	304
Other Domestic Relations	788	920	2,511	2,578	836	953	615	617
Adoption/Guardianship	19	10	29	27	31	27	11	11
Paternity	609	766	1,229	1,091	701	598	570	435
Domestic Violence	118	131	102	46	50	66	24	19

	St. Mary's		Washington		Wicomico		Worcester	
	2008	2009	2008	2009	2008	2009	2008	2009
Total Juvenile	485	548	1,325	1,022	1,209	1,136	428	425
Delinquent	441	479	941	808	1,020	1,024	339	354
Adult	2	6	0	0	29	20	12	5
Child in Need of Supervision	0	0	23	6	0	0	0	0
Child in Need of Assistance	23	42	259	144	84	33	65	51
Guardianship	9	11	52	29	34	11	2	10
Adoption	10	10	36	35	20	17	8	4
Peace Orders	0	0	14	0	22	31	2	1
Unreported Category	0	0	0	0	0	0	0	0

	St. Mary's		Washington		Wicomico		Worcester	
	2008	2009	2008	2009	2008	2009	2008	2009
Total Criminal	910	973	2,708	2,650	1,901	1,678	1,079	1,156
Indictment/Information	485	552	1,121	1,145	1,162	1,049	478	502
<i>Appeals from District Court</i>								
District Court - Motor	23	14	101	65	11	24	24	23
District Court - Other	32	14	134	95	42	46	25	48
Jury Trial Prayed - Motor	100	102	476	457	221	196	237	218
Jury Trial Prayed - Other	265	281	874	876	454	339	315	365
Non Support	0	1	0	5	8	14	0	0
Post Conviction	4	9	2	7	3	10	0	0
Unreported Category	1	0	0	0	0	0	0	0

	St. Mary's		Washington		Wicomico		Worcester	
	2008	2009	2008	2009	2008	2009	2008	2009
TOTAL TERMINATIONS	4,347	4,803	10,258	9,852	6,318	5,982	4,410	4,362

**TABLE CC-8.3
CIRCUIT COURTS**

MEDIUM-LARGE JURISDICTIONS: CATEGORIES OF TERMINATIONS

**Original and Reopened Cases
Fiscal Years 2008 and 2009**

	Charles		Harford		Howard	
	2008	2009	2008	2009	2008	2009
Total Civil-General	1,628	1,704	2,401	2,306	2,345	2,484
Motor Tort	136	120	180	172	192	190
Other Tort	62	52	52	50	123	109
Contract	97	105	91	119	342	389
Condemnation	2	8	13	30	8	4
Cont'd Confessed Judgment	28	64	80	105	75	136
Other Law	108	110	165	134	161	158
<i>Appeals</i>						
District Court - On Record	3	1	3	0	2	1
District Court - De Novo	3	2	5	0	12	4
Administrative Agency	70	64	187	158	147	128
Unreported Law	0	0	0	0	0	0
Other General	1,119	1,177	1,625	1,538	1,277	1,364
Unreported Category	0	1	0	0	6	1

	Charles		Harford		Howard	
	2008	2009	2008	2009	2008	2009
Total Civil-Family	3,321	3,439	5,929	6,216	2,701	2,691
Divorce/Nullity	955	1,098	1,634	2,094	1,438	1,410
Other Domestic Relations	1,134	1,240	2,284	2,355	737	812
Adoption/Guardianship	40	41	62	55	33	32
Paternity	885	826	1,672	1,450	326	285
Domestic Violence	307	234	277	262	167	152

	Charles		Harford		Howard	
	2008	2009	2008	2009	2008	2009
Total Juvenile	1,584	1,570	1,236	1,199	1,048	1,184
Delinquency	1,526	1,448	1,004	985	983	1,119
Adult	0	14	0	0	0	0
Child in Need of Supervision	0	0	0	0	0	0
Child in Need of Assistance	25	77	163	137	36	32
Guardianship	18	11	27	33	13	10
Adoption	15	20	14	25	9	15
Peace Orders	0	0	28	19	7	8
Unreported Category	0	0	0	0	0	0

	Charles		Harford		Howard	
	2008	2009	2008	2009	2008	2009
Total Criminal	2,260	2,309	4,165	3,887	1,762	1,873
Indictment/Information	1,616	1,702	1,132	1,168	813	937
<i>Appeals</i>						
District Court - Motor	26	36	131	114	107	102
District Court - Other	25	38	196	253	33	41
Jury Trial Prayed - Motor	236	181	1,091	941	385	296
Jury Trial Prayed - Other	310	310	1,597	1,398	419	485
Non Support	0	2	0	0	1	2
Post Conviction	24	28	16	11	1	9
Unreported Category	23	12	2	2	3	1

	Charles		Harford		Howard	
	2008	2009	2008	2009	2008	2009
TOTAL TERMINATIONS	8,793	9,022	13,731	13,608	7,856	8,232

**TABLE CC-8.4
CIRCUIT COURTS**

LARGE JURISDICTIONS: CATEGORIES OF TERMINATIONS

**Original and Reopened Cases
Fiscal Years 2008 and 2009**

	Anne Arundel		Baltimore		Baltimore City		Montgomery		Prince George's	
	2008	2009	2008	2009	2008	2009	2008	2009	2008	2009
Total Civil-General	5,476	5,112	8,924	7,028	16,689	14,957	13,307	14,060	10,405	12,974
Motor Tort	409	393	983	794	1,402	1,594	567	525	1,064	3,515
Other Tort	17	22	445	485	1,286	1,173	694	683	665	
Contract	538	518	973	825	700	673	1,561	2,023	687	2,001
Condemnation	3	1	93	40	148	140	34	39	1	0
Cont'd Confessed Judgment	130	192	265	331	123	201	281	515	129	8
Other Law	258	259	345	380	1,819	1,714	4,676	5,263	1,216	1,010
<i>Appeals</i>										
District Court - On Record	0	0	2	3	3	0	105	108	67	111
District Court - De Novo	1	0	8	10	10	0	239	204	138	140
Administrative Agency	296	170	476	503	945	793	451	464	267	128
Unreported Law	0	0	0	0	0	0	0	0	0	0
Other General	3,823	3,557	5,324	3,628	10,246	8,665	4,699	4,236	6,171	6,061
Unreported Category	1	0	10	29	7	4	0	0	0	0

	Anne Arundel		Baltimore		Baltimore City		Montgomery		Prince George's	
	2008	2009	2008	2009	2008	2009	2008	2009	2008	2009
Total Civil-Family	7,267	6,655	8,974	7,402	11,378	9,424	14,715	14,582	13,943	10,766
Divorce/Nullity	3,640	3,283	3,812	3,048	3,246	2,782	5,252	5,237	7,682	5,732
Other Domestic Relations	2,206	2,214	3,234	2,813	4,732	3,791	4,802	5,014	2,970	2,119
Adoption/Guardianship	247	197	253	174	175	171	1,855	1,735	107	84
Paternity	730	591	1,117	829	2,928	2,349	1,936	1,705	2,773	1,965
Domestic Violence	444	370	558	538	297	331	870	891	411	866

	Anne Arundel		Baltimore		Baltimore City		Montgomery		Prince George's	
	2008	2009	2008	2009	2008	2009	2008	2009	2008	2009
Total Juvenile	2,753	2,852	3,865	3,605	9,564	8,751	4,289	4,482	5,613	6,223
Delinquency	2,601	2,740	3,400	3,157	6,345	6,502	3,809	3,922	5,075	5,875
Adult	0	1	1	0	0	0	0	0	0	0
Child in Need of Supervision	0	0	0	0	132	120	1	0	0	0
Child in Need of Assistance	69	56	344	333	286	1,355	350	314	456	307
Guardianship	28	24	59	44	2,251	310	31	85	38	23
Adoption	31	14	36	53	409	387	25	60	44	18
Peace Orders	24	17	25	17	133	77	72	92	0	0
Unreported Category	0	0	0	1	8	0	1	9	0	0

	Anne Arundel		Baltimore		Baltimore City ¹		Montgomery		Prince George's	
	2008	2009	2008	2009	2008	2009	2008	2009	2008	2009
Total Criminal	6,946	6,695	8,386	8,439	23,675	22,580	6,755	6,870	8,167	7,841
Indictment/Information	4,630	4,453	4,607	4,502	12,108	10,120	4,658	4,764	3,315	2,955
<i>Appeals from District Court</i>										
District Court - Motor	321	289	394	367	227	224	584	583	85	77
District Court - Other	497	512	650	591	428	424	987	937	132	104
Jury Trial Prayed - Motor	427	405	792	904	883	818	132	196	2,108	1,995
Jury Trial Prayed - Other	1,064	1,036	1,939	2,069	9,984	10,965	394	368	2,508	2,702
Non Support	2	0	1	1	0	0	0	0	0	0
Post Conviction	4	0	0	0	45	29	0	22	9	7
Unreported Category	1	0	3	5	0	0	0	0	10	1

	Anne Arundel		Baltimore		Baltimore City		Montgomery		Prince George's	
	2008	2009	2008	2009	2008	2009	2008	2009	2008	2009
TOTAL TERMINATIONS	22,442	21,314	30,149	26,474	61,306	55,712	39,066	39,994	38,128	37,804

¹Criminal Terminations for Baltimore City are based upon the Tracking Number System for the 8th Circuit.

**TABLE CC-9.1
CIRCUIT COURTS**

**JUVENILE DELINQUENCY TERMINATIONS
BY TYPE OF DISPOSITION**

Fiscal Year 2008

	Jurisdiction Waived	Dismissed	Stet	Probation	Social Services	Juvenile Services	Hospital Facility	Institutional	Transferred In	Transferred Out	Continued	Guardianship	Adoption	Other	TOTAL
First Circuit	61	202	146	179	0	151	0	0	33	32	0	0	0	942	1,746
Dorchester	9	56	39	44	0	10	0	0	9	4	0	0	0	80	251
Somerset	5	35	17	33	0	12	0	0	0	2	0	0	0	32	136
Wicomico	24	63	83	1	0	97	0	0	17	24	0	0	0	711	1,020
Worcester	23	48	7	101	0	32	0	0	7	2	0	0	0	119	339
Second Circuit	40	175	59	566	0	115	3	56	28	23	55	0	0	362	1,482
Caroline	1	14	14	62	0	19	0	5	7	3	0	0	0	67	192
Cecil	25	82	42	121	0	34	0	0	6	10	51	0	0	35	406
Kent	3	33	0	35	0	11	0	0	3	2	0	0	0	62	149
Queen Anne's	9	13	3	80	0	49	3	5	4	3	4	0	0	122	295
Talbot	2	33	0	268	0	2	0	46	8	5	0	0	0	76	440
Third Circuit	62	1,291	819	1,081	1	243	0	0	26	39	67	0	0	775	4,404
Baltimore	39	1,216	819	851	1	180	0	0	0	9	66	0	0	219	3,400
Harford	23	75	0	230	0	63	0	0	26	30	1	0	0	556	1,004
Fourth Circuit	20	215	96	362	0	225	0	0	9	18	0	0	0	358	1,303
Allegany	1	112	0	60	0	20	0	0	1	5	0	0	0	81	280
Garrett	0	6	0	12	0	43	0	0	0	3	0	0	0	18	82
Washington	19	97	96	290	0	162	0	0	8	10	0	0	0	259	941
Fifth Circuit	26	560	445	1,030	1	417	0	0	49	67	226	0	0	1,535	4,356
Anne Arundel	10	408	238	732	0	374	0	0	35	37	198	0	0	569	2,601
Carroll	12	18	42	135	1	8	0	0	2	8	6	0	0	540	772
Howard	4	134	165	163	0	35	0	0	12	22	22	0	0	426	983
Sixth Circuit	26	962	89	181	0	71	2	1	0	23	0	0	0	3,062	4,417
Frederick	11	163	89	181	0	64	2	1	0	15	0	0	0	365	891
Montgomery	15	799	0	0	0	7	0	0	0	8	0	0	0	2,697	3,526
Seventh Circuit	17	64	130	1,854	1	838	3	67	19	23	4	0	0	4,829	7,849
Calvert	0	35	66	479	1	117	0	0	1	4	4	0	0	100	807
Charles	11	4	52	705	0	345	0	1	7	12	0	0	0	389	1,526
Prince George's	0	0	0	505	0	358	3	15	0	0	0	0	0	4,194	5,075
St. Mary's	6	25	12	165	0	18	0	51	11	7	0	0	0	146	441
Eighth Circuit	19	531	0	2	0	174	0	0	0	10	0	0	0	5,609	6,345
Baltimore City	19	531	0	2	0	174	0	0	0	10	0	0	0	5,609	6,345
STATE TOTALS	271	4,000	1,784	5,255	3	2,234	8	124	164	235	352	0	0	17,472	31,902

**TABLE CC-9.2
CIRCUIT COURTS**

**JUVENILE DELINQUENCY TERMINATIONS
BY TYPE OF DISPOSITION**

Fiscal Year 2009

	Jurisdiction Waived	Dismissed	Stet	Probation	Social Services	Juvenile Services	Hospital Facility	Institutional	Transferred In	Transferred Out	Continued	Guardianship	Adoption	Other	TOTAL
First Circuit	100	177	156	149	1	99	0	0	37	46	2	0	0	1,005	1,772
Dorchester	17	53	38	48	0	17	0	0	14	7	0	0	0	65	259
Somerset	16	22	10	28	0	7	0	0	1	1	0	0	0	50	135
Wicomico	40	38	97	5	0	59	0	0	11	28	0	0	0	746	1,024
Worcester	27	64	11	68	1	16	0	0	11	10	2	0	0	144	354
Second Circuit	17	166	63	480	1	102	0	33	19	26	48	0	0	273	1,228
Caroline	3	20	12	59	0	7	0	15	5	7	0	0	0	59	187
Cecil	13	68	31	107	0	42	0	0	3	11	42	0	0	44	361
Kent	0	45	0	65	1	12	0	0	1	1	0	0	0	42	167
Queen Anne's	1	10	20	64	0	40	0	2	7	2	0	0	0	63	209
Talbot	0	23	0	185	0	1	0	16	3	5	6	0	0	65	304
Third Circuit	122	1,170	494	1,324	3	201	3	0	44	30	47	0	0	704	4,142
Baltimore	105	1,111	494	1,099	3	153	3	0	0	3	43	0	0	143	3,157
Harford	17	59	0	225	0	48	0	0	44	27	4	0	0	561	985
Fourth Circuit	7	206	53	287	0	221	0	0	11	24	0	0	0	353	1,162
Allegany	1	112	0	43	0	14	0	0	2	5	0	0	0	78	255
Garrett	0	7	0	0	0	85	0	0	0	5	0	0	0	2	99
Washington	6	87	53	244	0	122	0	0	9	14	0	0	0	273	808
Fifth Circuit	28	641	412	1,155	2	465	3	1	55	100	213	0	0	1,626	4,701
Anne Arundel	21	408	234	793	0	404	2	1	44	48	210	0	0	575	2,740
Carroll	3	3	44	132	0	10	0	0	8	14	2	0	0	626	842
Howard	4	230	134	230	2	51	1	0	3	38	1	0	0	425	1,119
Sixth Circuit	21	776	77	163	0	76	0	0	0	16	0	0	0	3,252	4,381
Frederick	8	191	77	163	0	76	0	0	0	14	0	0	0	296	825
Montgomery	13	585	0	0	0	0	0	0	0	2	0	0	0	2,956	3,556
Seventh Circuit	8	66	167	1,271	1	659	3	51	32	56	1	0	0	6,307	8,622
Calvert	4	44	66	349	0	158	0	0	8	13	1	0	0	177	820
Charles	2	5	72	574	0	316	0	0	10	24	0	0	0	445	1,448
Prince George's	0	0	0	221	1	161	3	9	0	0	0	0	0	5,480	5,875
St. Mary's	2	17	29	127	0	24	0	42	14	19	0	0	0	205	479
Eighth Circuit	31	712	0	2	0	148	0	0	0	13	0	0	0	5,596	6,502
Baltimore City	31	712	0	2	0	148	0	0	0	13	0	0	0	5,596	6,502
STATE TOTALS	334	3,914	1,422	4,831	8	1,971	9	85	198	311	311	0	0	19,116	32,510

**TABLE CC-10.1
CIRCUIT COURTS**

**COURT TRIALS, JURY TRIALS AND HEARINGS
BY COUNTY, CIRCUIT AND FUNCTIONAL AREA**

Fiscal Year 2008

	1st Circuit				2nd Circuit					3rd Circuit		4th Circuit		
	Dorchester	Somerset	Wicomico	Worcester	Caroline	Cecil	Kent	Queen Anne's	Talbot	Baltimore	Harford	Allegany	Garrett	Washington
TRIALS														
<i>Civil</i>														
Court	8	6	25	21	43	31	25	55	18	*	235	18	16	22
Jury	5	2	18	12	3	32	2	10	4	*	50	10	11	27
<i>Criminal</i>														
Court	6	8	147	58	*	87	89	32	25	*	43	15	17	22
Jury	13	39	88	15	*	94	10	39	75	*	116	20	10	36
County Totals	32	55	278	106	*	244	126	136	122	*	444	63	54	107
Court	14	14	172	79	*	118	114	87	43	*	278	33	33	44
Jury	18	41	106	27	*	126	12	49	79	*	166	30	21	63

	1st Circuit				2nd Circuit					3rd Circuit		4th Circuit		
	Dorchester	Somerset	Wicomico	Worcester	Caroline	Cecil	Kent	Queen Anne's	Talbot	Baltimore	Harford	Allegany	Garrett	Washington
HEARINGS														
<i>Civil</i>														
Civil	1,580	1,750	2,628	2,555	2,605	3,195	1,181	1,595	1,250	9,669	3,197	1,697	540	2,253
<i>Criminal</i>														
Criminal	1,842	951	4,646	1,583	1,075	6,938	1,312	1,201	1,179	10,505	5,540	886	372	3,421
<i>Juvenile</i>														
Juvenile	704	557	2,261	1,058	619	1,206	262	446	813	9,153	2,427	904	265	1,822
County Totals	4,126	3,258	9,535	5,196	4,299	11,339	2,755	3,242	3,242	29,327	11,164	3,487	1,177	7,496

NOTE: Some differences may exist in the number of court trials for courts of similar size due to differences in the manner in which these events are recorded.

* Data not available.

COURT TRIALS, JURY TRIALS AND HEARINGS, page 2

Fiscal Year 2008

	5th Circuit			6th Circuit		7th Circuit				8th Circuit	State
TRIALS	Anne Arundel	Carroll	Howard	Frederick	Montgomery	Calvert	Charles	Prince George's	St. Mary's	Baltimore City	TOTALS
<i>Civil</i>											
Court	91	88	106	25	938	50	108	111	6	1,118	3,164
Jury	121	44	36	41	182	14	72	313	6	160	1,175
<i>Criminal</i>											
Court	66	115	44	31	119	16	*	37	13	*	*
Jury	126	30	131	168	126	17	*	286	22	*	*
County Totals	404	277	317	265	1,365	97	*	747	47	*	*
Court	157	203	150	56	1,057	66	*	148	19	*	*
Jury	247	74	167	209	308	31	*	599	28	*	*

	5th Circuit			6th Circuit		7th Circuit				8th Circuit	State
HEARINGS	Anne Arundel	Carroll	Howard	Frederick	Montgomery	Calvert	Charles	Prince George's	St. Mary's	Baltimore City	TOTALS
<i>Civil</i>	12,311	5,023	3,748	3,895	20,779	3,107	5,856	17,493	2,240	13,739	123,886
<i>Criminal</i>	14,429	5,525	3,831	6,333	12,465	1,749	4,115	25,218	1,573	14,301	130,990
<i>Juvenile</i>	5,450	1,784	2,090	2,206	11,707	1,769	3,746	16,345	1,490	69,626	138,710
County Totals	32,190	12,332	9,669	12,434	44,951	6,625	13,717	59,056	5,303	97,666	393,586

NOTE: Some differences may exist in the number of court trials for courts of similar size due to differences in the manner in which these events are recorded.

* Data not available.

**TABLE CC-10.2
CIRCUIT COURTS**

**COURT TRIALS, JURY TRIALS AND HEARINGS
BY COUNTY, CIRCUIT AND FUNCTIONAL AREA**

Fiscal Year 2009

	1st Circuit				2nd Circuit					3rd Circuit		4th Circuit		
TRIALS	Dorchester	Somerset	Wicomico	Worcester	Caroline	Cecil	Kent	Queen Anne's	Talbot	Baltimore	Harford	Allegany	Garrett	Washington
<i>Civil</i>														
Court	27	16	18	23	34	42	20	53	14	*	222	21	12	35
Jury	1	3	28	9	3	13	3	11	5	*	30	14	9	29
<i>Criminal</i>														
Court	54	19	132	117	*	112	74	93	66	*	118	6	17	14
Jury	22	60	67	21	*	80	14	62	32	*	91	17	12	53
County Totals	104	98	245	170	*	247	111	219	117	*	461	58	50	131
Court	81	35	150	140	*	154	94	146	80	*	340	27	29	49
Jury	23	63	95	30	*	93	17	73	37	*	121	31	21	82

	1st Circuit				2nd Circuit					3rd Circuit		4th Circuit		
HEARINGS	Dorchester	Somerset	Wicomico	Worcester	Caroline	Cecil	Kent	Queen Anne's	Talbot	Baltimore	Harford	Allegany	Garrett	Washington
<i>Civil</i>														
Civil	1,361	1,649	2,737	2,025	2,421	3,383	1,119	1,676	1,527	9,600	3,575	1,874	602	2,075
<i>Criminal</i>														
Criminal	2,086	865	4,279	1,477	1,353	9,195	1,246	886	879	8,767	5,023	1,371	333	2,822
<i>Juvenile</i>														
Juvenile	579	517	2,138	783	511	894	282	348	427	8,107	1,440	589	179	995
County Totals	4,026	3,031	9,154	4,285	4,285	13,472	2,647	2,910	2,833	26,474	10,038	3,834	1,114	5,892

NOTE: Some differences may exist in the number of court trials for courts of similar size due to differences in the manner in which these events are recorded.

* Data not available.

COURT TRIALS, JURY TRIALS AND HEARINGS, page 2

Fiscal Year 2009

	5th Circuit			6th Circuit		7th Circuit				8th Circuit	State
	Anne Arundel	Carroll	Howard	Frederick	Montgomery	Calvert	Charles	Prince George's	St. Mary's	Baltimore City	TOTALS
TRIALS											
<i>Civil</i>											
Court	111	148	78	16	878	21	74	150	4	943	*
Jury	105	40	33	37	160	14	43	268	17	173	*
<i>Criminal</i>											
Court	100	227	48	27	120	13	*	52	11	*	*
Jury	108	18	278	100	161	21	*	185	18	*	*
County Totals	424	433	437	180	1,319	69	*	655	50	*	*
Court	211	375	126	43	998	34	*	202	15	*	*
Jury	213	58	311	137	321	35	*	453	35	*	*

	5th Circuit			6th Circuit		7th Circuit				8th Circuit	State
	Anne Arundel	Carroll	Howard	Frederick	Montgomery	Calvert	Charles	Prince George's	St. Mary's	Baltimore City	TOTALS
HEARINGS											
<i>Civil</i>	11,797	4,548	4,240	4,680	21,501	3,435	5,799	15,896	2,825	13,949	124,294
<i>Criminal</i>	14,547	5,198	3,681	7,568	12,491	2,137	3,726	27,524	1,636	13,168	132,258
<i>Juvenile</i>	4,809	1,505	2,343	1,861	11,689	1,252	3,369	15,973	1,061	77,723	139,374
County Totals	31,153	11,251	10,264	14,109	45,681	6,824	12,894	59,393	5,522	104,840	395,926

NOTE: Some differences may exist in the number of court trials for courts of similar size due to differences in the manner in which these events are recorded.

* Data not available.

**TABLE CC-11
CIRCUIT COURTS**

**STATE TOTAL BUSINESS-RELATED
WORKLOAD**

Fiscal Years 2008 and 2009

2008	State¹
Business Licenses	98,795
Marriage Licenses	38,870
Marriage Ceremonies	17,148
Land Instruments Recorded	1,083,496
Judgments/Liens Recorded	123,604
Oaths Administered	6,085
Notary Commissions	21,151
Passports	3,469
Juror Qualification Forms	505,924
Land Record Collections	\$471,154,497
License Collections ²	\$14,822,759

2009	State¹
Business Licenses	90,070
Marriage Licenses	35,682
Marriage Ceremonies	17,330
Land Instruments Recorded	784,723
Judgments/Liens Recorded	122,122
Oaths Administered	3,905
Notary Commissions	27,578
Passports	2,309
Juror Qualification Forms	248,600
Land Record Collections	\$287,730,485
License Collections ²	\$12,515,616

¹The State totals only include those jurisdictions that reported information to the Administrative Office of the Courts.

²Data does not include License Collection data from St. Mary's County, which could not be separated from the Land Record Collections total.

**The
District
Court**

Maryland Judiciary
Statistical Digest
Fiscal Years 2008 and 2009

District Court

The District Court was created in 1970 by a constitutional amendment proposed by the legislature in 1969 and ratified in 1970. It is the court of limited jurisdiction in Maryland. The Court handles all landlord and tenant cases, and has concurrent jurisdiction with Circuit Courts for other case types. The Court handles civil claims for amounts up to \$30,000, motor vehicle violations, misdemeanors, certain felonies and peace and protective orders. Commissioners in the District Court determine probable cause and establish bail and conditions of release. Commissioners also issue interim peace and protective orders during hours when the Court is closed.

There are 34 locations, with at least one judge in each county and 27 in Baltimore City. The District Court is divided into twelve geographical districts, each containing one or more political subdivisions. There are 112 judgeships, including the Chief Judge.

The following tables provide a statistical representation of the workload for Fiscal Years 2008 and 2009 in the District Court.



Anne Arundel County District Court - Annapolis



Worcester County District Court – Ocean City

**TABLE DC-1
DISTRICT COURT**

**MOTOR VEHICLE, CRIMINAL AND CIVIL CASES
FILED AND TERMINATED
Fiscal Years 2008 and 2009**

	FY 2008		FY 2009	
	Filed	Terminated	Filed	Terminated
District 1	351,820	381,967	335,953	356,482
Baltimore City	351,820	381,967	335,953	356,482
District 2	90,711	113,625	91,070	111,157
Dorchester	15,342	18,483	13,834	18,522
Somerset	15,537	18,979	13,769	16,416
Wicomico	34,936	45,237	39,969	45,831
Worcester	24,896	30,926	23,498	30,388
District 3	82,243	98,027	82,886	96,968
Caroline	10,834	12,894	10,417	12,128
Cecil	36,315	42,191	36,423	40,862
Kent	6,063	7,298	7,083	8,304
Queen Anne's	14,304	18,283	15,307	18,204
Talbot	14,727	17,361	13,656	17,470

	FY 2008		FY 2009	
	Filed	Terminated	Filed	Terminated
District 4	85,886	98,759	90,189	104,422
Calvert	18,799	21,826	22,631	24,473
Charles	43,277	49,210	44,357	53,136
St. Mary's	23,810	27,723	23,201	26,813
District 5	333,381	368,023	357,485	381,528
Prince George's	333,381	368,023	357,485	381,528
District 6	209,182	243,398	216,347	253,118
Montgomery	209,182	243,398	216,347	253,118

**MOTOR VEHICLE, CRIMINAL AND CIVIL CASES
FILED AND TERMINATED, Continued**

	FY 2008		FY 2009	
	Filed	Terminated	Filed	Terminated
District 7	130,282	148,938	135,325	150,947
Anne Arundel	130,282	148,938	135,325	150,947
District 8	302,825	330,611	309,811	328,916
Baltimore	302,825	330,611	309,811	328,916
District 9	48,994	55,209	47,939	53,523
Harford	48,994	55,209	47,939	53,523

	FY 2008		FY 2009	
	Filed	Terminated	Filed	Terminated
District 10	88,717	110,625	100,695	115,511
Carroll	27,129	33,286	32,598	36,821
Howard	61,588	77,339	68,097	78,690
District 11	85,143	97,261	90,928	99,372
Frederick	47,438	54,735	52,100	57,475
Washington	37,705	42,526	38,828	41,897
District 12	33,741	41,860	31,917	37,971
Allegany	18,873	23,514	18,989	22,356
Garrett	14,868	18,346	12,928	15,615

	FY 2008		FY 2009	
	Filed	Terminated	Filed	Terminated
State Totals	1,842,925	2,088,303	1,890,545	2,089,915

TABLE DC-2
DISTRICT COURT

MOTOR VEHICLE, CRIMINAL AND CIVIL CASES FILED AND TERMINATED, BY TYPE

Fiscal Years 2008 and 2009

	FY 2008								FY 2009							
	Motor Vehicle ¹		Criminal ²		Civil ³	Landlord-Tenant	Motor Vehicle ¹		Criminal ²		Civil ³	Landlord-Tenant				
	Filed	Terminated	Filed	Terminated			Filed	Terminated	Filed	Terminated			Filed	Terminated		
District 1	74,820	92,068	66,873	73,276	63,044	69,540	147,083	59,530	75,691	58,895	63,803	63,331	62,791	154,197		
Baltimore City	74,820	92,068	66,873	73,276	63,044	69,540	147,083	59,530	75,691	58,895	63,803	63,331	62,791	154,197		
District 2	48,321	65,426	11,231	12,947	16,255	20,348	14,904	44,641	61,891	10,571	11,007	21,015	23,416	14,843		
Dorchester	8,103	11,014	1,606	1,847	3,301	3,290	2,332	7,237	11,774	1,522	1,655	3,063	3,081	2,012		
Somerset	10,292	13,675	1,212	1,213	2,452	2,510	1,581	8,776	11,495	1,007	995	2,286	2,226	1,700		
Wicomico	16,032	21,480	3,996	4,357	4,752	9,244	10,156	14,633	19,288	3,977	4,099	10,974	12,059	10,385		
Worcester	13,894	19,257	4,417	5,530	5,750	5,304	835	13,995	19,334	4,065	4,258	4,692	6,050	746		
District 3	53,221	68,800	8,772	9,234	13,572	13,315	6,678	53,854	67,649	8,834	9,041	13,327	13,407	6,871		
Caroline	6,652	8,718	1,353	1,424	1,950	1,873	879	5,905	7,641	1,395	1,371	2,166	2,165	951		
Cecil	23,591	29,573	3,868	3,830	4,607	4,539	4,249	23,467	28,372	3,784	3,697	5,074	4,695	4,098		
Kent	3,459	4,769	767	740	1,526	1,478	311	4,858	5,877	764	770	1,156	1,352	305		
Queen Anne's	10,228	13,988	1,372	1,650	2,188	2,129	516	11,208	13,947	1,461	1,596	2,054	2,077	584		
Talbot	9,291	11,752	1,412	1,590	3,301	3,296	723	8,416	11,812	1,430	1,607	2,877	3,118	933		
District 4	47,689	60,862	12,049	12,597	15,453	14,605	10,695	49,349	64,632	11,503	12,155	18,162	16,460	11,175		
Calvert	10,754	13,966	3,013	3,309	3,748	3,267	1,284	13,113	16,119	2,994	3,131	5,061	3,760	1,463		
Charles	24,322	30,517	5,613	5,666	8,072	7,757	5,270	24,681	33,373	5,276	5,482	8,892	8,773	5,508		
St. Mary's	12,613	16,379	3,423	3,622	3,633	3,581	4,141	11,555	15,140	3,233	3,542	4,209	3,927	4,204		
District 5	105,714	130,591	23,641	28,154	66,955	71,490	137,071	113,678	138,273	28,305	31,802	71,669	67,620	143,833		
Prince George's	105,714	130,591	23,641	28,154	66,955	72,207	137,071	113,678	138,273	28,305	31,802	71,669	67,620	143,833		
District 6	99,691	133,325	16,241	20,757	45,307	41,373	47,943	97,805	130,466	17,517	17,996	53,686	57,317	47,339		
Montgomery	99,691	133,325	16,241	20,757	45,307	41,373	47,943	97,805	130,466	17,517	17,996	53,686	57,317	47,339		
District 7	53,445	72,666	14,294	14,640	28,732	27,821	33,811	53,773	72,459	14,982	13,849	29,714	27,783	36,856		
Anne Arundel	53,445	72,666	14,294	14,640	28,732	27,821	33,811	53,773	72,459	14,982	13,849	29,714	27,783	36,856		
District 8	75,061	101,578	19,211	20,554	64,340	64,266	144,213	81,360	103,812	19,850	20,903	62,618	58,218	145,983		
Baltimore	75,061	101,578	19,211	20,554	64,340	64,266	144,213	81,360	103,812	19,850	20,903	62,618	58,218	145,983		
District 9	20,568	26,279	5,479	6,254	10,713	10,442	12,234	17,104	22,916	5,528	6,029	11,571	10,842	13,736		
Harford	20,568	26,279	5,479	6,254	10,713	10,442	12,234	17,104	22,916	5,528	6,029	11,571	10,842	13,736		
District 10	46,722	66,453	7,412	8,389	16,747	17,947	17,836	56,018	71,538	7,308	7,470	18,120	17,254	19,249		
Carroll	15,122	21,077	3,118	3,325	6,320	6,315	2,569	20,310	25,036	3,012	3,091	6,750	6,168	2,526		
Howard	31,600	45,376	4,294	5,064	10,427	11,632	15,267	35,708	46,502	4,296	4,379	11,370	11,086	16,723		
District 11	42,944	55,029	8,939	9,659	17,918	17,231	15,342	44,868	55,210	8,934	9,046	21,005	18,995	16,121		
Frederick	27,715	35,190	4,249	4,560	8,490	8,001	6,984	29,796	36,298	4,260	4,427	10,773	9,479	7,271		
Washington	15,229	19,839	4,690	5,099	9,428	9,230	8,358	15,072	18,912	4,674	4,619	10,232	9,516	8,850		
District 12	22,340	30,054	4,578	5,011	5,340	5,312	1,483	20,644	26,430	4,404	4,915	5,381	5,138	1,488		
Allegany	10,236	14,447	3,313	3,651	4,001	4,093	1,323	10,359	13,556	3,249	3,641	4,025	3,803	1,356		
Garrett	12,104	15,607	1,265	1,360	1,339	1,219	160	10,285	12,874	1,155	1,274	1,356	1,335	132		
	FY 2008								FY 2009							
	Motor Vehicle¹		Criminal²		Civil³	Landlord-Tenant	Motor Vehicle¹		Criminal²		Civil³	Landlord-Tenant				
	Filed	Terminated	Filed	Terminated			Filed	Terminated	Filed	Terminated			Filed	Terminated		
State Totals	690,536	903,131	198,720	221,472	364,376	374,407	589,293	692,624	890,967	196,631	208,016	389,599	379,241	611,691		

¹Includes DWI, Serious, and Non-Serious Traffic cases by incident, as well as Parking/Red Light Requests for Trial, Natural Resources Citations, and Maryland Transit Administration Citations.

²Criminal filings include fugitive warrants.

³Civil case filings are comprised of the following categories of filings: Civil complaints, domestic violence case filings, peace order case filings, possession, miscellaneous petitions, aids of execution, municipal infractions, civil citations, emergency evaluations, forfeitures of contraband, and injunctions.

**TABLE DC-3.1
DISTRICT COURT**

MOTOR VEHICLE CASES FILED AND PROCESSED

Fiscal Year 2008

	Payable, Must Appear & Sec. 21-902 Cases			Other Cases ³		Totals	
	Filed	Tried ¹	Other Dispositions ²	Filed	Terminated	Filed	Terminated
District 1	52,768	56,275	12,923	22,052	22,870	74,820	92,068
Baltimore City	52,768	56,275	12,923	22,052	22,870	74,820	92,068
District 2	47,271	57,535	6,940	1,050	951	48,321	65,426
Dorchester	7,917	9,619	1,252	186	143	8,103	11,014
Somerset	10,139	13,003	546	153	126	10,292	13,675
Wicomico	15,842	18,448	2,857	190	175	16,032	21,480
Worcester	13,373	16,465	2,285	521	507	13,894	19,257
District 3	52,009	62,802	4,828	1,212	1,170	53,221	68,800
Caroline	6,603	8,027	641	49	50	6,652	8,718
Cecil	23,258	27,204	2,054	333	315	23,591	29,573
Kent	3,212	4,046	479	247	244	3,459	4,769
Queen Anne's	9,785	12,461	1,120	443	407	10,228	13,988
Talbot	9,151	11,064	534	140	154	9,291	11,752

	Payable, Must Appear & Sec. 21-902 Cases			Other Cases ³		Totals	
	Filed	Tried ¹	Other Dispositions ²	Filed	Terminated	Filed	Terminated
District 4	46,159	51,095	8,309	1,530	1,458	47,689	60,862
Calvert	10,508	12,094	1,643	246	229	10,754	13,966
Charles	23,532	27,017	2,697	790	803	24,322	30,517
St. Mary's	12,119	11,984	3,969	494	426	12,613	16,379
District 5	97,821	100,036	22,712	7,893	7,843	105,714	130,591
Prince George's	97,821	100,036	22,712	7,893	7,843	105,714	130,591
District 6	89,256	105,098	17,767	10,435	10,460	99,691	133,325
Montgomery	89,256	105,098	17,767	10,435	10,460	99,691	133,325

	Payable, Must Appear & Sec. 21-902 Cases			Other Cases ³		Totals	
	Filed	Tried ¹	Other Dispositions ²	Filed	Terminated	Filed	Terminated
District 7	50,362	60,998	8,670	3,083	2,998	53,445	72,666
Anne Arundel	50,362	60,998	8,670	3,083	2,998	53,445	72,666
District 8	73,233	90,495	9,195	1,828	1,888	75,061	101,578
Baltimore	73,233	90,495	9,195	1,828	1,888	75,061	101,578
District 9	20,207	24,180	1,730	361	369	20,568	26,279
Harford	20,207	24,180	1,730	361	369	20,568	26,279

	Payable, Must Appear & Sec. 21-902 Cases			Other Cases ³		Totals	
	Filed	Tried ¹	Other Dispositions ²	Filed	Terminated	Filed	Terminated
District 10	45,855	60,019	5,550	867	884	46,722	66,453
Carroll	15,018	19,553	1,422	104	102	15,122	21,077
Howard	30,837	40,466	4,128	763	782	31,600	45,376
District 11	42,091	49,823	4,321	853	885	42,944	55,029
Frederick	27,186	31,595	3,081	529	514	27,715	35,190
Washington	14,905	18,228	1,240	324	371	15,229	19,839
District 12	21,364	27,444	1,645	976	965	22,340	30,054
Allegany	10,006	13,284	933	230	230	10,236	14,447
Garrett	11,358	14,160	712	746	735	12,104	15,607

	Payable, Must Appear & Sec. 21-902 Cases			Other Cases ³		Totals	
	Filed	Tried ¹	Other Dispositions ²	Filed	Terminated	Filed	Terminated
State Totals	638,396	745,800	104,590	52,140	52,741	690,536	903,131

¹Represents the number of incidents with the following verdict types: Guilty (including non-serious incidents paid before trial), Nolo Contendere, Not Guilty/Judgment of Acquittal, Not Criminally Responsible, and Probation Before Judgment.

²Represents the number of incidents with the following dispositions: Nolle Prosequi, Stet, Merge, Jury Trial Prayed, Forwarded to Circuit Court, Forwarded to Juvenile Authorities, Abated by Death, and Dismissed.

³Includes Parking/Red Light Requests for Trial, Natural Resources Citations, and Maryland Transit Administration Citations.

**TABLE DC-3.2
DISTRICT COURT**

MOTOR VEHICLE CASES FILED AND PROCESSED

Fiscal Year 2009

	Payable, Must Appear & Sec. 21-902 Cases			Other Cases ³		Totals	
	Filed	Tried ¹	Other Dispositions ²	Filed	Terminated	Filed	Terminated
District 1	39,590	43,715	11,503	19,940	20,473	59,530	75,691
Baltimore City	39,590	43,715	11,503	19,940	20,473	59,530	75,691
District 2	43,217	54,126	6,404	1,424	1,361	44,641	61,891
Dorchester	6,910	10,068	1,409	327	297	7,237	11,774
Somerset	8,512	10,834	388	264	273	8,776	11,495
Wicomico	14,491	16,544	2,589	142	155	14,633	19,288
Worcester	13,304	16,680	2,018	691	636	13,995	19,334
District 3	52,704	61,923	4,536	1,150	1,190	53,854	67,649
Caroline	5,866	7,047	561	39	33	5,905	7,641
Cecil	23,074	25,909	2,073	393	390	23,467	28,372
Kent	4,578	5,219	374	280	284	4,858	5,877
Queen Anne's	10,923	12,646	970	285	331	11,208	13,947
Talbot	8,263	11,102	558	153	152	8,416	11,812

	Payable, Must Appear & Sec. 21-902 Cases			Other Cases ³		Totals	
	Filed	Tried ¹	Other Dispositions ²	Filed	Terminated	Filed	Terminated
District 4	48,160	54,071	9,261	1,189	1,300	49,349	64,632
Calvert	12,925	13,887	2,005	188	227	13,113	16,119
Charles	24,100	29,551	3,170	581	652	24,681	33,373
St. Mary's	11,135	10,633	4,086	420	421	11,555	15,140
District 5	103,918	104,767	23,714	9,760	9,792	113,678	138,273
Prince George's	103,918	104,767	23,714	9,760	9,792	113,678	138,273
District 6	88,972	103,214	18,424	8,833	8,828	97,805	130,466
Montgomery	88,972	103,214	18,424	8,833	8,828	97,805	130,466

	Payable, Must Appear & Sec. 21-902 Cases			Other Cases ³		Totals	
	Filed	Tried ¹	Other Dispositions ²	Filed	Terminated	Filed	Terminated
District 7	50,637	62,544	6,683	3,136	3,232	53,773	72,459
Anne Arundel	50,637	62,544	6,683	3,136	3,232	53,773	72,459
District 8	78,484	91,756	9,133	2,876	2,923	81,360	103,812
Baltimore	78,484	91,756	9,133	2,876	2,923	81,360	103,812
District 9	16,808	20,968	1,658	296	290	17,104	22,916
Harford	16,808	20,968	1,658	296	290	17,104	22,916

	Payable, Must Appear & Sec. 21-902 Cases			Other Cases ³		Totals	
	Filed	Tried ¹	Other Dispositions ²	Filed	Terminated	Filed	Terminated
District 10	54,730	65,523	4,750	1,288	1,265	56,018	71,538
Carroll	20,146	23,668	1,216	164	152	20,310	25,036
Howard	34,584	41,855	3,534	1,124	1,113	35,708	46,502
District 11	44,029	50,307	4,063	839	840	44,868	55,210
Frederick	29,257	32,775	2,985	539	538	29,796	36,298
Washington	14,772	17,532	1,078	300	302	15,072	18,912
District 12	19,564	24,009	1,407	1,080	1,014	20,644	26,430
Allegany	10,077	12,424	868	282	264	10,359	13,556
Garrett	9,487	11,585	539	798	750	10,285	12,874

	Payable, Must Appear & Sec. 21-902 Cases			Other Cases ³		Totals	
	Filed	Tried ¹	Other Dispositions ²	Filed	Terminated	Filed	Terminated
State Totals	640,813	736,923	101,536	51,811	52,508	692,624	890,967

¹Represents the number of incidents with the following verdict types: Guilty (including non-serious incidents paid before trial), Nolo Contendere, Not Guilty/Judgment of Acquittal, Not Criminally Responsible, and Probation Before Judgment.

²Represents the number of incidents with the following dispositions: Nolle Prosequi, Stet, Merge, Jury Trial Prayed, Forwarded to Circuit Court, Forwarded to Juvenile Authorities, Abated by Death, and Dismissed.

³Includes Parking/Red Light Requests for Trial, Natural Resources Citations, and Maryland Transit Administration Citations.

**TABLE DC-4.1
DISTRICT COURT**

CRIMINAL CASES: MANNER OF DISPOSITION

Fiscal Year 2008

	Guilty	Not Guilty	Probation Before Judgment	Forwarded to Circuit Court	Jury Trial Prayer	Nolle Prosequi	Stet	Dismissed	Other	Total
District 1	15,830	1,053	3,562	6,890	8,470	30,216	6,810	355	90	73,276
Baltimore City	15,830	1,053	3,562	6,890	8,470	30,216	6,810	355	90	73,276
District 2	2,883	795	1,697	970	599	4,353	1,459	181	10	12,947
Dorchester	579	187	150	159	93	586	80	13	0	1,847
Somerset	263	143	186	181	71	290	71	7	1	1,213
Wicomico	1,077	235	340	399	243	1,098	898	66	1	4,357
Worcester	964	230	1,021	231	192	2,379	410	95	8	5,530
District 3	2,432	400	675	744	1,096	2,600	1,234	38	15	9,234
Caroline	349	68	93	111	143	468	184	7	1	1,424
Cecil	657	80	161	343	675	1,129	770	5	10	3,830
Kent	201	12	54	89	135	128	119	0	2	740
Queen Anne's	647	78	160	88	63	529	83	2	0	1,650
Talbot	578	162	207	113	80	346	78	24	2	1,590
District 4	3,665	618	1,289	859	466	3,086	2,462	107	45	12,597
Calvert	1,033	197	226	166	87	883	677	36	4	3,309
Charles	1,469	260	837	542	140	1,135	1,248	2	33	5,666
St. Mary's	1,163	161	226	151	239	1,068	537	69	8	3,622
District 5	1,675	737	786	2,348	2,734	17,207	2,307	292	68	28,154
Prince George's	1,675	737	786	2,348	2,734	17,207	2,307	292	68	28,154
District 6	6,400	336	1,162	1,294	156	9,754	1,557	43	55	20,757
Montgomery	6,400	336	1,162	1,294	156	9,754	1,557	43	55	20,757

CRIMINAL CASES: MANNER OF DISPOSITION, Continued

Fiscal Year 2008

	Guilty	Not Guilty	Probation Before Judgment	Forwarded to Circuit Court	Jury Trial Prayer	Nolle Prosequi	Stet	Dismissed	Other	Total
District 7	3,570	629	1,984	1,372	449	4,200	2,346	35	55	14,640
Anne Arundel	3,570	629	1,984	1,372	449	4,200	2,346	35	55	14,640
District 8	5,162	837	2,718	2,585	1,334	4,380	2,459	1,054	25	20,554
Baltimore	5,162	837	2,718	2,585	1,334	4,380	2,459	1,054	25	20,554
District 9	1,808	378	766	446	779	1,168	748	133	28	6,254
Harford	1,808	378	766	446	779	1,168	748	133	28	6,254
District 10	1,695	248	1,232	633	831	2,621	1,089	19	21	8,389
Carroll	735	159	475	296	579	561	504	3	13	3,325
Howard	960	89	757	337	252	2,060	585	16	8	5,064
District 11	2,393	334	1,057	977	1,372	2,504	971	17	34	9,659
Frederick	906	109	478	381	790	1,393	477	6	20	4,560
Washington	1,487	225	579	596	582	1,111	494	11	14	5,099
District 12	1,351	75	452	227	179	1,781	932	11	3	5,011
Allegany	1,050	55	279	180	148	1,184	750	5	0	3,651
Garrett	301	20	173	47	31	597	182	6	3	1,360
State Totals	48,864	6,440	17,380	19,345	18,465	83,870	24,374	2,285	449	221,472

**TABLE DC-4.2
DISTRICT COURT**

CRIMINAL CASES: MANNER OF DISPOSITION

Fiscal Year 2009

	Guilty	Not Guilty	Probation Before Judgment	Forwarded to Circuit Court	Jury Trial Prayer	Nolle Prosequi	Stet	Dismissed	Other	Total
District 1	11,006	1,072	2,476	6,369	9,400	25,859	7,276	290	55	63,803
Baltimore City	11,006	1,072	2,476	6,369	9,400	25,859	7,276	290	55	63,803
District 2	2,421	609	1,295	974	490	3,905	1,252	46	15	11,007
Dorchester	485	118	117	148	109	587	88	3	0	1,655
Somerset	236	130	121	136	44	244	77	4	3	995
Wicomico	915	194	330	453	172	1,274	739	21	1	4,099
Worcester	785	167	727	237	165	1,800	348	18	11	4,258
District 3	2,161	358	786	683	1,091	2,751	1,165	28	18	9,041
Caroline	323	37	102	130	155	421	203	0	0	1,371
Cecil	660	83	192	275	727	1,152	594	4	10	3,697
Kent	158	22	92	79	96	171	149	1	2	770
Queen Anne's	541	39	147	85	56	600	123	2	3	1,596
Talbot	479	177	253	114	57	407	96	21	3	1,607
District 4	3,121	419	1,323	865	434	3,479	2,365	101	48	12,155
Calvert	789	145	232	159	103	993	667	28	15	3,131
Charles	1,367	199	933	535	134	1,153	1,137	3	21	5,482
St. Mary's	965	75	158	171	197	1,333	561	70	12	3,542
District 5	1,651	715	923	1,860	2,825	20,253	3,278	232	65	31,802
Prince George's	1,651	715	923	1,860	2,825	20,253	3,278	232	65	31,802
District 6	6,097	303	1,253	1,405	118	7,167	1,588	30	35	17,996
Montgomery	6,097	303	1,253	1,405	118	7,167	1,588	30	35	17,996

CRIMINAL CASES: MANNER OF DISPOSITION, Continued

Fiscal Year 2009

	Guilty	Not Guilty	Probation Before Judgment	Forwarded to Circuit Court	Jury Trial Prayer	Nolle Prosequi	Stet	Dismissed	Other	Total
District 7	3,390	610	1,982	1,430	593	4,151	1,634	28	31	13,849
Anne Arundel	3,390	610	1,982	1,430	593	4,151	1,634	28	31	13,849
District 8	4,893	828	2,757	2,773	1,691	4,635	2,495	770	61	20,903
Baltimore	4,893	828	2,757	2,773	1,691	4,635	2,495	770	61	20,903
District 9	1,724	327	683	494	796	1,119	764	92	30	6,029
Harford	1,724	327	683	494	796	1,119	764	92	30	6,029
District 10	1,552	173	1,126	624	788	2,059	1,122	11	15	7,470
Carroll	693	88	445	286	499	551	512	6	11	3,091
Howard	859	85	681	338	289	1,508	610	5	4	4,379
District 11	2,124	275	916	1,038	1,172	2,574	922	8	17	9,046
Frederick	813	69	426	391	657	1,537	521	2	11	4,427
Washington	1,311	206	490	647	515	1,037	401	6	6	4,619
District 12	1,251	97	379	184	234	1,813	948	2	7	4,915
Allegany	1,005	50	234	126	188	1,308	726	2	2	3,641
Garrett	246	47	145	58	46	505	222	0	5	1,274
State Totals	41,391	5,786	15,899	18,699	19,632	79,765	24,809	1,638	397	208,016

**TABLE DC-5
DISTRICT COURT**

DWI CASES FILED AND TERMINATED¹

Fiscal Years 2008 and 2009

	FY 2008		FY 2009	
	Filed	Terminated	Filed	Terminated
District 1	1,195	1,383	1,121	1,235
Baltimore City	1,195	1,383	1,121	1,235
District 2	1,896	2,596	1,736	2,407
Dorchester	282	335	232	280
Somerset	238	312	183	242
Wicomico	550	812	544	783
Worcester	826	1,137	777	1,102
District 3	1,842	2,029	1,998	2,156
Caroline	203	276	255	295
Cecil	721	548	863	598
Kent	178	191	148	188
Queen Anne's	400	642	402	649
Talbot	340	372	330	426

	FY 2008		FY 2009	
	Filed	Terminated	Filed	Terminated
District 4	2,485	3,116	2,282	3,033
Calvert	772	917	799	956
Charles	1,000	1,226	913	1,262
St. Mary's	713	973	570	815
District 5	2,599	2,256	2,853	2,325
Prince George's	2,599	2,256	2,853	2,325
District 6	4,241	5,111	3,728	5,731
Montgomery	4,241	5,111	3,728	5,731

DWI CASES FILED AND TERMINATED, Continued

	FY 2008		FY 2009	
	Filed	Terminated	Filed	Terminated
District 7	2,552	3,805	2,162	2,769
Anne Arundel	2,552	3,805	2,162	2,769
District 8	2,416	3,146	2,390	2,714
Baltimore	2,416	3,146	2,390	2,714
District 9	1,102	1,258	977	1,261
Harford	1,102	1,258	977	1,261

	FY 2008		FY 2009	
	Filed	Terminated	Filed	Terminated
District 10	2,477	2,809	2,255	2,331
Carroll	844	832	1,075	759
Howard	1,633	1,977	1,180	1,572
District 11	1,845	2,050	1,753	1,786
Frederick	1,107	1,189	1,077	1,040
Washington	738	861	676	746
District 12	816	1,080	649	869
Allegany	529	689	443	555
Garrett	287	391	206	314

	FY 2008		FY 2009	
	Filed	Terminated	Filed	Terminated
State Totals	25,466	30,639	23,904	28,617

¹DWI cases filed and terminated reflect the number of incidents, which may include multiple citations.

**TABLE DC-6.1
DISTRICT COURT**

DWI CASES: MANNER OF DISPOSITION

Fiscal Year 2008

	Guilty	Not Guilty	Probation Before Judgment	Dismissed	Nolle Prosequi	Stet	Merged	Jury Trial Prayer	Other	Total
District 1	336	26	464	8	480	54	7	2	6	1,383
Baltimore City	336	26	464	8	480	54	7	2	6	1,383
District 2	890	61	869	42	606	89	7	21	11	2,596
Dorchester	120	15	83	0	115	0	0	1	1	335
Somerset	69	8	127	0	101	6	1	0	0	312
Wicomico	293	18	255	7	137	77	4	15	6	812
Worcester	408	20	404	35	253	6	2	5	4	1,137
District 3	697	56	575	5	583	44	36	19	14	2,029
Caroline	124	7	64	0	55	4	21	1	0	276
Cecil	159	6	139	2	179	32	6	16	9	548
Kent	61	6	56	3	56	5	0	1	3	191
Queen Anne's	248	14	180	0	199	0	1	0	0	642
Talbot	105	23	136	0	94	3	8	1	2	372
District 4	1,098	24	1,276	5	637	54	1	7	14	3,116
Calvert	324	7	390	0	150	39	0	1	6	917
Charles	380	9	545	1	266	14	1	4	6	1,226
St. Mary's	394	8	341	4	221	1	0	2	2	973
District 5	94	59	247	9	1,651	35	2	148	11	2,256
Prince George's	94	59	247	9	1,651	35	2	148	11	2,256
District 6	1,182	107	1,855	23	1,504	400	19	0	21	5,111
Montgomery	1,182	107	1,855	23	1,504	400	19	0	21	5,111

DWI CASES: MANNER OF DISPOSITION, Continued

Fiscal Year 2008

	Guilty	Not Guilty	Probation Before Judgment	Dismissed	Nolle Prosequi	Stet	Merged	Jury Trial Prayer	Other	Total
District 7	793	77	1,288	2	1,163	451	5	0	26	3,805
Anne Arundel	793	77	1,288	2	1,163	451	5	0	26	3,805
District 8	844	79	1,278	6	903	12	10	2	12	3,146
Baltimore	844	79	1,278	6	903	12	10	2	12	3,146
District 9	516	16	436	3	73	197	0	7	10	1,258
Harford	516	16	436	3	73	197	0	7	10	1,258
District 10	597	71	1,250	5	802	44	2	27	11	2,809
Carroll	204	25	348	1	203	26	1	18	6	832
Howard	393	46	902	4	599	18	1	9	5	1,977
District 11	526	15	753	1	721	7	5	16	6	2,050
Frederick	249	11	412	1	493	4	4	12	3	1,189
Washington	277	4	341	0	228	3	1	4	3	861
District 12	274	8	364	3	354	65	3	2	7	1,080
Allegany	186	6	242	0	233	19	2	0	1	689
Garrett	88	2	122	3	121	46	1	2	6	391
State Totals	7,847	599	10,655	112	9,477	1,452	97	251	149	30,639

**TABLE DC-6.2
DISTRICT COURT**

DWI CASES: MANNER OF DISPOSITION

Fiscal Year 2009

	Guilty	Not Guilty	Probation Before Judgment	Dismissed	Nolle Prosequi	Stet	Merged	Jury Trial Prayer	Other	Total
District 1	328	39	494	7	296	55	2	12	2	1,235
Baltimore City	328	39	494	7	296	55	2	12	2	1,235
District 2	925	79	1,040	3	290	54	3	7	6	2,407
Dorchester	130	9	93	0	46	1	0	1	0	280
Somerset	58	8	141	0	29	5	0	1	0	242
Wicomico	289	14	329	2	102	43	1	2	1	783
Worcester	448	48	477	1	113	5	2	3	5	1,102
District 3	727	84	726	5	460	63	16	63	12	2,156
Caroline	120	8	73	1	59	7	16	9	2	295
Cecil	152	15	183	0	170	35	0	41	2	598
Kent	74	6	65	4	23	14	0	2	0	188
Queen Anne's	242	18	251	0	129	4	0	1	4	649
Talbot	139	37	154	0	79	3	0	10	4	426
District 4	1,144	18	1,327	11	454	46	3	10	20	3,033
Calvert	321	4	442	1	141	37	2	2	6	956
Charles	432	9	586	7	214	7	1	3	3	1,262
St. Mary's	391	5	299	3	99	2	0	5	11	815
District 5	80	52	230	14	1,596	26	1	314	12	2,325
Prince George's	80	52	230	14	1,596	26	1	314	12	2,325
District 6	1,730	114	2,647	73	970	167	10	4	16	5,731
Montgomery	1,730	114	2,647	73	970	167	10	4	16	5,731

DWI CASES: MANNER OF DISPOSITION, Continued

Fiscal Year 2009

	Guilty	Not Guilty	Probation Before Judgment	Dismissed	Nolle Prosequi	Stet	Merged	Jury Trial Prayer	Other	Total
District 7	705	67	1,212	6	598	166	1	6	8	2,769
Anne Arundel	705	67	1,212	6	598	166	1	6	8	2,769
District 8	814	85	1,325	9	425	13	5	19	19	2,714
Baltimore	814	85	1,325	9	425	13	5	19	19	2,714
District 9	537	11	542	4	56	60	1	40	10	1,261
Harford	537	11	542	4	56	60	1	40	10	1,261
District 10	564	76	1,304	0	301	31	1	48	6	2,331
Carroll	210	27	406	0	61	8	1	42	4	759
Howard	354	49	898	0	240	23	0	6	2	1,572
District 11	553	22	832	1	354	3	1	7	13	1,786
Frederick	289	15	465	1	254	1	1	5	9	1,040
Washington	264	7	367	0	100	2	0	2	4	746
District 12	255	12	392	0	121	81	0	4	4	869
Allegany	184	10	249	0	81	27	0	2	2	555
Garrett	71	2	143	0	40	54	0	2	2	314
State Totals	8,362	659	12,071	133	5,921	765	44	534	128	28,617

**TABLE DC-7
DISTRICT COURT**

DOMESTIC VIOLENCE CASES FILED AND TERMINATED

Fiscal Years 2008 and 2009

	FY 2008		FY 2009	
	Filed ¹	Terminated ²	Filed ¹	Terminated ²
District 1	4,085	4,007	4,258	4,134
Baltimore City	4,085	4,007	4,258	4,134
District 2	1,008	938	1,125	1,036
Dorchester	197	188	164	154
Somerset	97	90	126	125
Wicomico	475	425	623	553
Worcester	239	235	212	204
District 3	1,143	1,095	1,170	1,099
Caroline	176	169	205	186
Cecil	536	507	564	523
Kent	36	32	35	33
Queen Anne's	192	187	187	178
Talbot	203	200	179	179

	FY 2008		FY 2009	
	Filed ¹	Terminated ²	Filed ¹	Terminated ²
District 4	1,535	1,476	1,498	1,433
Calvert	403	384	380	348
Charles	708	700	661	634
St. Mary's	424	392	457	451
District 5	5,315	4,978	5,236	4,905
Prince George's	5,315	4,978	5,236	4,905
District 6	1,937	1,783	2,029	1,892
Montgomery	1,937	1,783	2,029	1,892

DOMESTIC VIOLENCE CASES FILED AND TERMINATED, Continued

	FY 2008		FY 2009	
	Filed ¹	Terminated ²	Filed ¹	Terminated ²
District 7	2,111	1,919	1,979	1,819
Anne Arundel	2,111	1,919	1,979	1,819
District 8	3,725	3,641	3,667	3,568
Baltimore	3,725	3,641	3,667	3,568
District 9	767	727	769	730
Harford	767	727	769	730

	FY 2008		FY 2009	
	Filed ¹	Terminated ²	Filed ¹	Terminated ²
District 10	993	925	902	833
Carroll	335	310	300	283
Howard	658	615	602	550
District 11	1,712	1,661	1,877	1,808
Frederick	736	722	784	740
Washington	976	939	1,093	1,068
District 12	513	496	544	538
Allegany	378	368	385	381
Garrett	135	128	159	157

	FY 2008		FY 2009	
	Filed ¹	Terminated ²	Filed ¹	Terminated ²
State Totals	24,844	23,646	25,054	23,795

¹Filings include child abuse, domestic violence, and vulnerable adult cases filed.

²Terminations represent the total number of final protective orders granted, denied and dismissed; temporary orders denied and dismissed; and interim orders denied.

**TABLE DC-8
DISTRICT COURT**

PEACE ORDER CASES FILED AND TERMINATED

Fiscal Years 2008 and 2009

	FY 2008		FY 2009	
	Filed	Terminated¹	Filed	Terminated¹
District 1	2,645	2,580	2,748	2,766
Baltimore City	2,645	2,580	2,748	2,766
District 2	664	635	685	663
Dorchester	122	119	93	92
Somerset	97	90	83	85
Wicomico	293	274	348	335
Worcester	152	152	161	151
District 3	760	746	777	768
Caroline	142	141	151	145
Cecil	288	283	316	313
Kent	28	27	45	45
Queen Anne's	149	148	121	122
Talbot	153	147	144	143

	FY 2008		FY 2009	
	Filed	Terminated¹	Filed	Terminated¹
District 4	1,416	1,208	1,222	1,214
Calvert	351	148	333	332
Charles	695	692	593	587
St. Mary's	370	368	296	295
District 5	3,828	3,775	3,871	3,792
Prince George's	3,828	3,775	3,871	3,792
District 6	2,075	2,043	2,142	2,104
Montgomery	2,075	2,043	2,142	2,104

PEACE ORDER CASES FILED AND TERMINATED, Continued

	FY 2008		FY 2009	
	Filed	Terminated ¹	Filed	Terminated ¹
District 7	1,563	1,529	1,465	1,456
Anne Arundel	1,563	1,529	1,465	1,456
District 8	2,313	2,279	2,362	2,340
Baltimore	2,313	2,279	2,362	2,340
District 9	553	553	609	608
Harford	553	553	609	608

	FY 2008		FY 2009	
	Filed	Terminated ¹	Filed	Terminated ¹
District 10	789	771	862	844
Carroll	371	357	412	403
Howard	418	414	450	441
District 11	1,252	1,235	1,212	1,204
Frederick	606	598	570	569
Washington	646	637	642	635
District 12	396	385	325	323
Allegany	239	234	200	201
Garrett	157	151	125	122

	FY 2008		FY 2009	
	Filed	Terminated ¹	Filed	Terminated ¹
State Totals	18,254	17,739	18,280	18,082

¹Peace Order Cases Terminated equal the number of interim orders denied, plus temporary orders denied and dismissed, plus final peace orders granted, denied and dismissed.

**TABLE DC-9
DISTRICT COURT**

DOMESTIC VIOLENCE DISPOSITIONS

Fiscal Years 2008 and 2009

	FY 2008							FY 2009						
	Cases Filed	Transfers to Circuit Court	Interim Orders Granted	Temporary Orders Granted	Temporary Orders Reissued	Protective Orders Granted	Appeals	Cases Filed	Transfers to Circuit Court	Interim Orders Granted	Temporary Orders Granted	Temporary Orders Reissued	Protective Orders Granted	Appeals
District 1	4,085	35	2,030	2,915	1,319	1,635	22	4,258	63	2,136	2,588	1,419	1,099	33
Baltimore City	4,085	35	2,030	2,915	1,319	1,635	22	4,258	63	2,136	2,588	1,419	1,099	33
District 2	1,008	27	228	809	164	551	15	1,125	39	289	799	148	413	13
Dorchester	197	3	89	126	11	103	2	164	8	76	111	10	77	2
Somerset	97	3	29	79	6	59	0	126	1	29	94	7	57	2
Wicomico	475	18	78	403	119	247	11	623	30	154	444	105	181	8
Worcester	239	3	32	201	28	142	2	212	0	30	150	26	98	1
District 3	1,143	13	380	803	138	509	13	1,170	53	378	713	135	449	13
Caroline	176	2	60	125	10	84	4	205	12	50	141	18	108	8
Cecil	536	11	186	382	77	219	7	564	36	187	344	54	162	2
Kent	36	0	7	25	9	16	1	35	3	6	19	1	12	0
Queen Anne's	192	0	34	147	38	90	1	187	2	44	131	53	78	3
Talbot	203	0	93	124	4	100	0	179	0	91	78	9	89	0
District 4	1,535	44	881	1,074	111	757	20	1,498	36	831	915	176	595	21
Calvert	403	20	194	311	32	228	5	380	17	175	241	46	149	8
Charles	708	10	422	474	47	312	10	661	13	396	399	53	235	10
St. Mary's	424	14	265	289	32	217	5	457	6	260	275	77	211	3
District 5	5,315	240	2,749	1,909	1,095	2,353	69	5,236	224	2,470	3,488	1,055	1,830	51
Prince George's	5,315	240	2,749	1,909	1,095	2,353	20	5,236	224	2,470	3,488	1,055	1,830	51
District 6	1,937	58	891	1,396	312	1,357	61	2,029	54	864	1,366	316	1,208	37
Montgomery	1,937	58	891	1,396	312	1,357	69	2,029	54	864	1,366	316	1,208	37
District 7	2,111	135	636	1,625	378	948	28	1,979	124	641	1,364	371	756	30
Anne Arundel	2,111	135	636	1,625	378	948	28	1,979	124	641	1,364	371	756	30
District 8	3,725	34	1,505	2,584	656	1,546	55	3,667	24	1,282	2,179	541	1,030	44
Baltimore	3,725	34	1,505	2,584	656	1,546	55	3,667	24	1,282	2,179	541	1,030	44
District 9	767	27	419	541	93	429	10	769	28	438	450	79	349	9
Harford	767	27	419	541	93	429	10	769	28	438	450	79	349	9
District 10	993	44	411	787	111	487	16	902	47	344	667	136	392	16
Carroll	335	10	131	269	33	194	10	300	8	101	240	29	165	10
Howard	658	34	280	518	78	293	6	602	39	243	427	107	227	6
District 11	1,712	23	692	1,252	102	848	32	1,877	38	834	1,202	222	741	15
Frederick	736	9	231	525	81	340	13	784	25	322	478	73	270	6
Washington	976	14	461	727	21	508	19	1,093	13	512	724	149	471	9
District 12	513	3	232	364	36	219	2	544	2	238	311	25	228	7
Allegany	378	3	146	275	29	175	2	385	1	152	208	22	144	7
Garrett	135	0	86	89	7	44	0	159	1	86	103	3	84	0
State Totals	24,844	683	11,054	16,059	4,515	11,639	343	25,054	732	10,745	16,042	4,623	9,090	289

**TABLE DC-10
DISTRICT COURT**

PEACE ORDER DISPOSITIONS

Fiscal Years 2008 and 2009

	FY 2008				FY 2009			
	Cases Filed	Interim Orders Granted	Temporary Orders Granted	Peace Orders Granted	Cases Filed	Interim Orders Granted	Temporary Orders Granted	Peace Orders Granted
District 1	2,645	1,213	2,493	1,117	2,748	1,244	2,312	879
Baltimore City	2,645	1,213	2,493	1,117	2,748	1,244	2,312	879
District 2	664	94	673	404	685	117	646	321
Dorchester	122	25	104	75	93	19	85	49
Somerset	97	13	91	62	83	12	74	52
Wicomico	293	21	327	167	348	69	335	152
Worcester	152	35	151	100	161	17	152	68
District 3	760	173	704	335	777	194	536	282
Caroline	142	32	122	65	151	26	111	59
Cecil	288	77	288	96	316	76	220	86
Kent	28	6	19	11	45	10	27	21
Queen Anne's	149	18	143	77	121	27	101	47
Talbot	153	40	132	86	144	55	77	69
District 4	1,416	546	1,106	773	1,222	508	951	564
Calvert	351	99	262	173	333	92	249	138
Charles	695	273	552	393	593	277	481	289
St. Mary's	370	174	292	207	296	139	221	137
District 5	3,828	1,256	3,696	1,934	3,871	1,267	3,542	1,390
Prince George's	3,828	1,256	3,696	1,934	3,871	1,267	3,542	1,390
District 6	2,075	660	1,810	1,227	2,142	674	1,724	1,066
Montgomery	2,075	660	1,810	1,227	2,142	674	1,724	1,066
District 7	1,563	287	1,527	868	1,465	276	1,270	579
Anne Arundel	1,563	287	1,527	868	1,465	276	1,270	579
District 8	2,313	678	2,207	1,050	2,362	591	2,064	784
Baltimore	2,313	678	2,207	1,050	2,362	591	2,064	784
District 9	553	239	426	341	609	258	438	306
Harford	553	239	426	341	609	258	438	306
District 10	789	157	741	475	862	224	761	394
Carroll	371	50	346	245	412	73	371	196
Howard	418	107	395	230	450	151	390	198
District 11	1,252	416	1,093	674	1,212	395	1,039	485
Frederick	606	122	568	281	570	155	433	185
Washington	646	294	525	393	642	240	606	300
District 12	396	171	330	218	325	142	206	145
Allegany	239	86	216	140	200	67	136	89
Garrett	157	85	114	78	125	75	70	56
State Totals	18,254	5,890	16,806	9,416	18,280	5,890	15,489	7,195

Administrative Office of the Courts

Court Research and Development Department

580 Taylor Avenue
Annapolis, MD 21401
410-260-1724
www.mdcourts.gov



cover photo:
District Court for Worcester County
Ocean City, Maryland