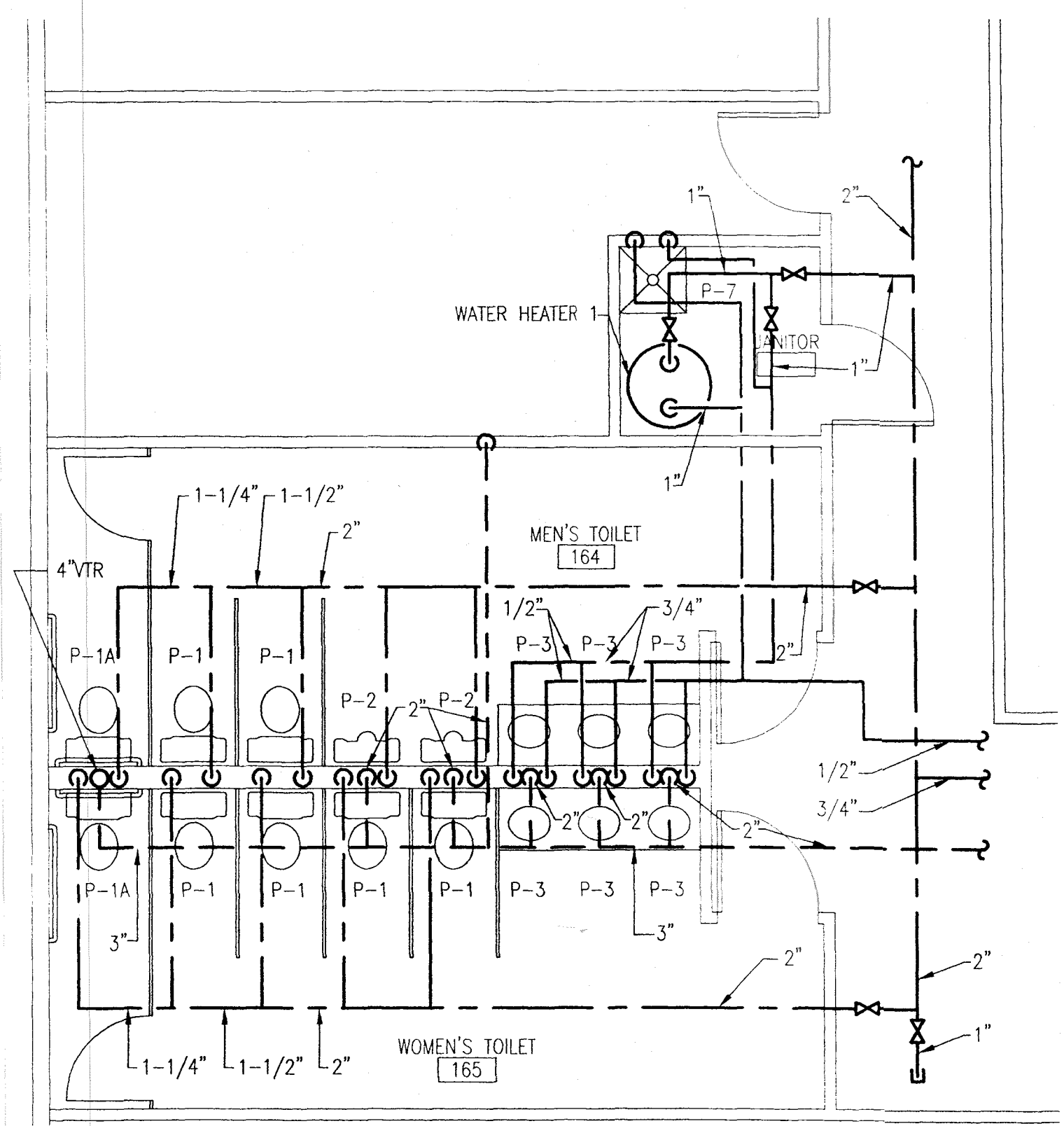
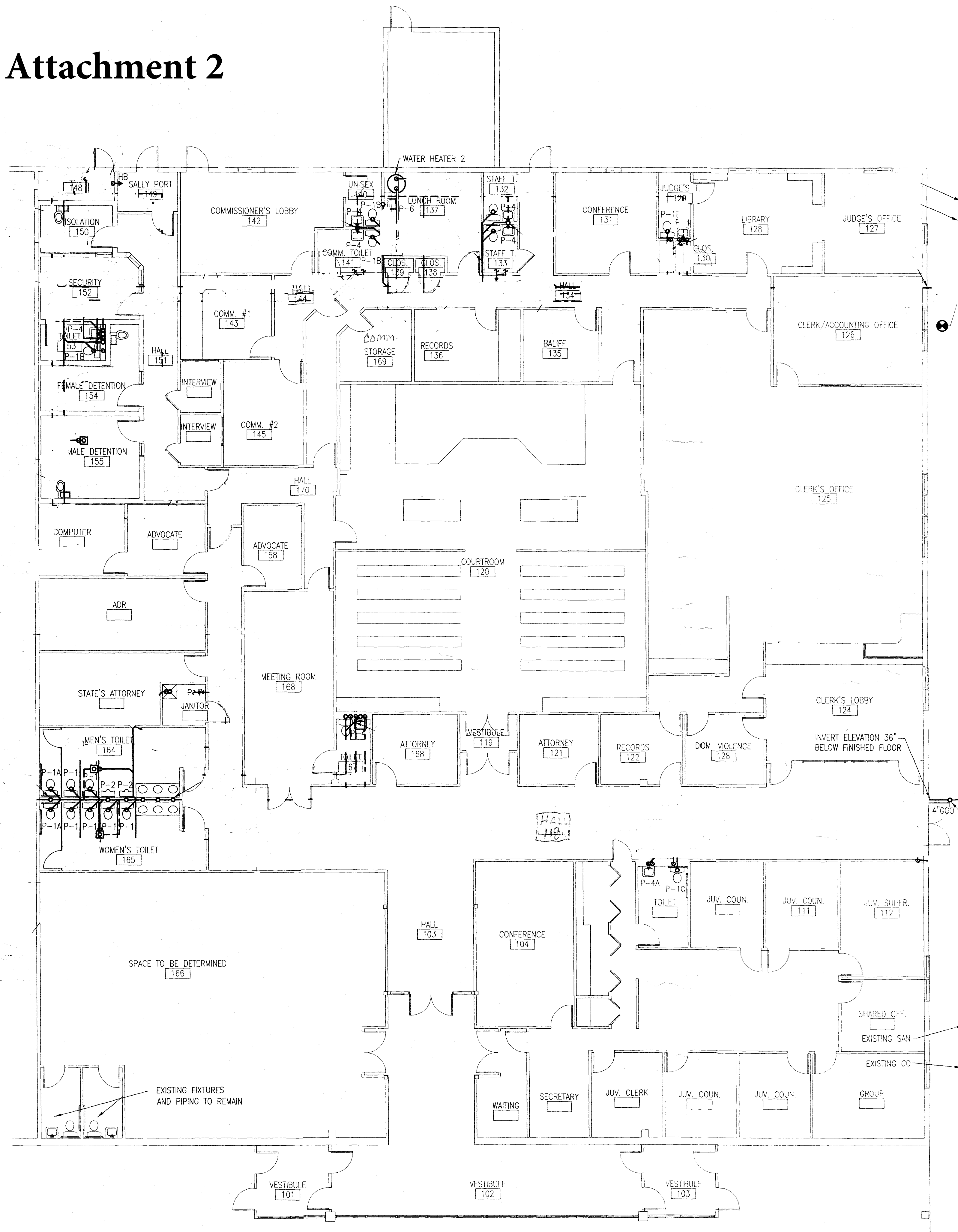


# Attachment 2



**PARTIAL PLAN**  
SCALE: 1/4"=1'-0"

CONTRACTOR SHALL DETERMINE EXACT LOCATION OF EXISTING SANITARY PIPING PRIOR TO COMMENCING WORK. CONFIRM PROPER ELEVATION FOR CONNECTION TO NEW WORK.

CONTRACTOR SHALL DETERMINE EXACT LOCATION OF EXISTING SANITARY PIPING PRIOR TO COMMENCING WORK. CONFIRM PROPER ELEVATION FOR CONNECTION TO NEW WORK.

PLUMBING FIXTURE SCHEDULE						
NO.	TYPE	SAN. IN	CW IN	HW IN	MODEL #	
P-1	WATER CLOSET	3	1-1/4	-	AM. STD MADERA 2234.015 W/ OPEN FRONT SEAT, SLOAN 111 FLUSH VALVE	
P-1A*	WATERCLOSET (HANDICAP)	3	1-1/4	-	3043.102	
P-1B	WATERCLOSET*	3	1/2	-	AM. STD CADET 2174.139 W/ OPEN FRONT SEAT W/LID	
P-1C	WATERCLOSET*	3	1/2	-	AM. STD CADET II 2216.143	
P-2	URINAL	2	1/2	-	TRIMBROOK 6561.07, SLOAN 186-1 FLUSHVALVE	
P-3*	COUNTERTOP LAVATORY	1	1/4	1/2	AQUALYN 0476.028 W/ 5402.1424 CENTER SET FAUCET LEVER HANDLES	
P-4	WALL LAVATORY	2	1/2	1/2	LUCERNE 0355.012	
P-4A*	WALL LAVATORY (HANDICAPPED)	2	1/2	1/2	SAME AS P-4	
P-5	PENAL FIXTURE	4	1 1/2	1/2	BRADLEY S300W W/ SELF CLOSING VALVE, SLOAN 6.3 FLUSH VALVE	
P-6	KITCHENETTE	1	1/2	1/2	ELKAY LR-1720 W/ LK4100 SINGLE LEVER SWING FAUCET, STRAINER/ STOPPER	
P-7	MOP SINK	3	3/4	3/4	FIAT MSB 2424 W/ 830 AA FAUCET & S/S WALL GUARDS	
FD	FLOOR DRAIN	LINE	-	-	ZURN ZN-415-PW/ TYPE B STAINER TRAP PRIME	
FD-A	FLOOR DRAIN	LINE	-	-	ZURN ZN-415-VP VANDEL PROOF	
CO	CLEAN OUT	LINE	-	-	ZURN ZN-1400	
GCO	GRADE CLEAN OUT	LINE	-	-	ZURN Z 1406-HD	

\*INSTALL PER ADA GUIDELINES FOR HANDICAPPED ACCESSIBILITY, INCLUDE OFFSET DRAINS AND INSULATED GUARDS

PLUMBING LEGEND			
SYMBOL	ABBREV.	DEFINITION	SPECIFICATION
---	CW	COLD WATER	TYPE L COPPER, LEAD FREE SOLDER, 1/2" INSULATION
---	HW	HOT WATER	TYPE L COPPER, LEAD FREE SOLDER, 1" INSULATION
---	V	VENT	SCHD 40 PVC, DWV FITTINGS
---	SAN	SANITARY, SOIL OR WASTE	SCHD 40 PVC, DWV FITTINGS
---	S	SPRINKLER	
---		BACK FLOW PREVENTER	
---		BALANCING VALVE	
---		PRESSURE GAUGE	
---	WH	WALL HYDRANT	ZURN Z-1300 NON-FREEZE, ENCASED
---		SHUTOFF VALVE	
---		PRESSURE REDUCING VALVE	
---		CHECK VALVE	
---		PIPE DOWN	
---		PIPE UP	
---		UNION	
---		STRAINER	
---		CAPPED PIPE	
---		RELIEF VALVE	
---	FD, RD	FLOOR DRAIN, ROOF DRAIN	ZURN ZN-415-VP VANDEL PROOF
---	HB	HOSE BIBB	HB ZURN Z-1330 ENCASED
---		SHOCK ABSORBER	
---		THERMOMETER	

Materials Key

**CLAGGETT ENGINEERING**  
18 GOLDSBOROUGH STREET  
EASTON, MARYLAND 21601  
TEL (410) 820-9173  
FAX (410) 820-7220

**Ciancitto Architects**  
222-B West Main Street  
Salisbury Md 21801  
410-749-8001

Key Plan

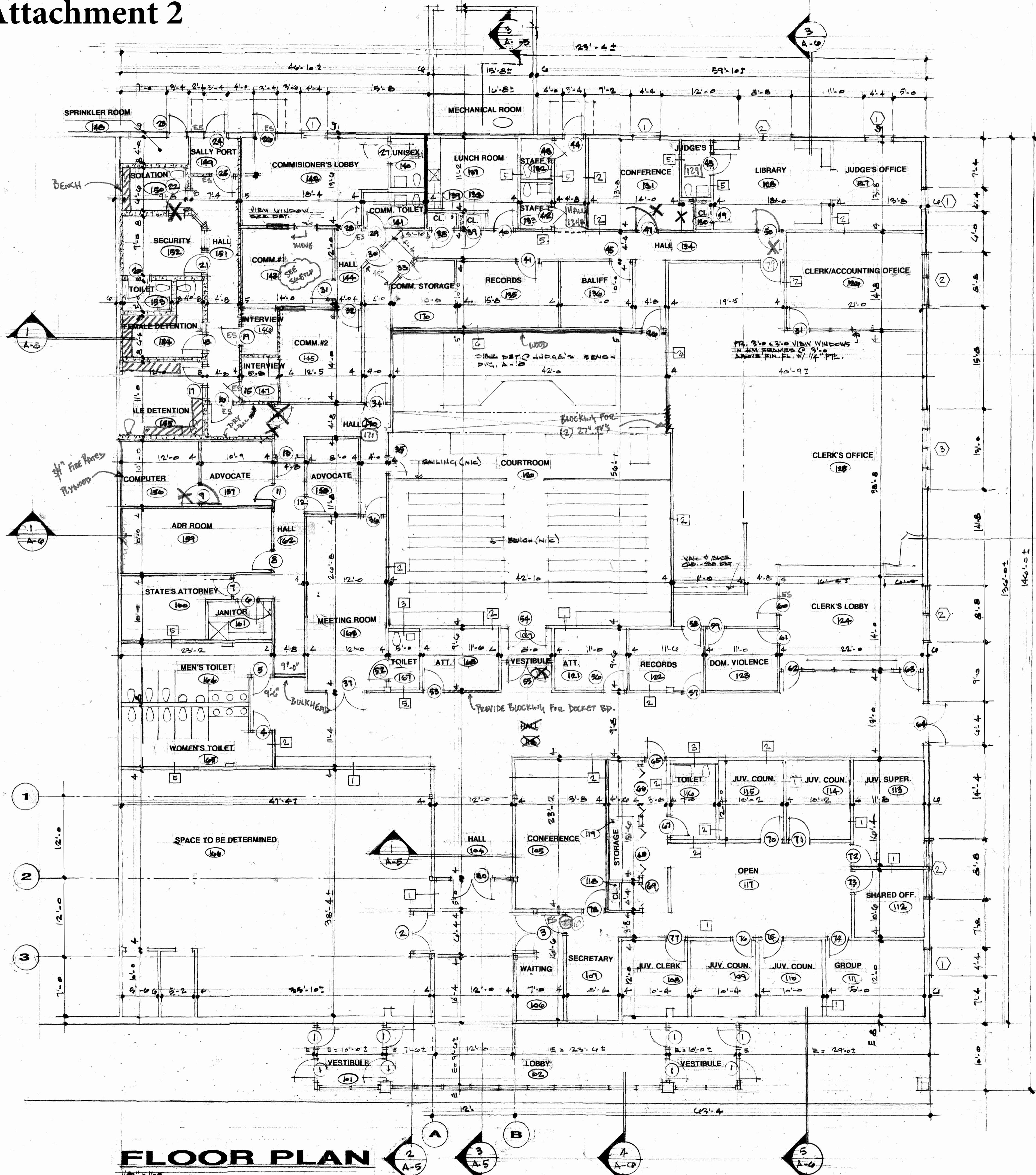
Project Title  
**PRINCESS ANNE DISTRICT COURT**

Title  
**PLUMBING PLAN**

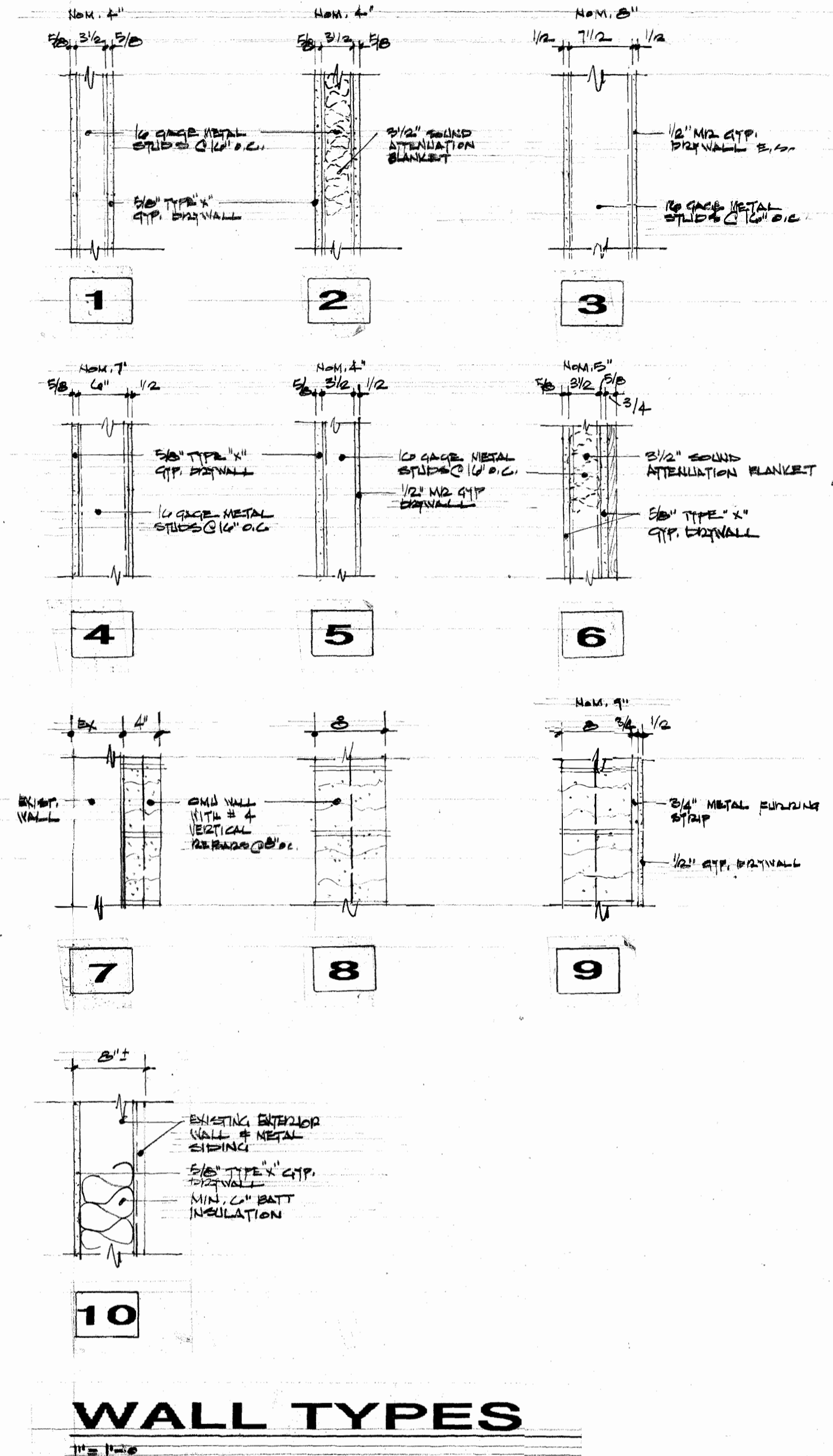
No.	Date	Revisions
-	-	-
-	-	-
-	-	-
-	-	-

Date: 10-29-2002  
Scale: AS NOTED  
Dwn: -  
Ck: LGC

# Attachment 2



## FLOOR PLAN



## WALL TYPES

**NOTE**

FIELD DIMENSIONS WERE SECURED PRIOR TO DEMOLITION PROCEDURES. DEMOLITION MAY HAVE SIGNIFICANTLY EFFECTED THE FIELD DIMENSIONS AS THEY NOW EXIST. CONTRACTOR IS TO LAY OUT ALL MAJOR WALLS WITH CHALK LINES ON THE EXISTING CONCRETE FLOOR PRIOR TO ERECTION OF ANY WALLS. ARCHITECT TO REVIEW LAYOUT AND MAKE MODIFICATIONS AS REQUIRED.

### Materials Key

THESE PLANS, SPECIFICATIONS AND SUBJECT MATTER ARE NOT TO BE REPRODUCED, CHANGED OR COPIED IN ANY MANNER WHATSOEVER, NOR ARE THEY TO BE ASSIGNED TO ANY THIRD PARTY WITHOUT FIRST OBTAINING THE EXPRESS WRITTEN PERMISSION AND CONSENT OF THE UNDERSIGNED PROFESSIONAL. THIS COPYRIGHT AND OTHER PROPERTY RIGHTS ARE HEREBY RESERVED BY THE UNDERSIGNED PROFESSIONAL.

**VERIFICATION:**

THE CONTRACTOR SHALL VERIFY AND FIELD CHECK ALL DIMENSIONS AND CONDITIONS PRIOR TO THE START OF ANY WORK, AND SHALL REMOVE ALL DRAWINGS AND REVISIONS FOR ANY CORRECTION THAT MAY AFFECT HIS WORK, AND SHALL REPORT TO THE ARCHITECT ANY CONDITIONS OR DISCREPANCIES, OR REQUEST CLARIFICATION FROM THE ARCHITECT OR ARCHITECT'S REPRESENTATIVE PRIOR TO THE START OF ANY WORK. FAILURE TO REPORT SUCH CONDITIONS OR DISCREPANCIES OR TO REQUEST A CLARIFICATION FROM THE ARCHITECT OR ARCHITECT'S REPRESENTATIVE PRIOR TO THE START OF ANY WORK, IS A WAIVER TO ANY CLAIM BY THE CONTRACTOR FOR ANY ADDITIONAL EXPENSE MADE NECESSARY BY REASON OF LATER INTERPRETATION OF THE DRAWINGS AND/OR SPECIFICATIONS.

**Ciancitto Architects**  
 222 B West Main Street  
 Salisbury Md 21801  
 410-749-8001

Key Plan

**Project Title**

Somerset County  
 DISTRICT COURT  
 FACILITIES  
 Princess Anne, Maryland

Title

No.	Date	Revisions

Date :  
 Scale :  
 Dwg :  
 Chk :

**A-1**