



**THE
ANNUAL REPORT
OF THE
MARYLAND
JUDICIARY**

*STATISTICAL
ABSTRACT*

1999-2000

The Table of Contents

The Introduction	v
The Court of Appeals	COA-1
Table CA-1: Court of Appeals-Appeals Actually Filed and Terminated Within Fiscal Year	COA-1
Table CA-2: Origin of Appeals By Appellate Judicial Circuits and Jurisdictions	COA-2
The Court of Special Appeals	CSA-1
Table CSA-1: Court of Special Appeals-Appeals Actually Filed and Terminated Within Fiscal Year	CSA-1
Table CSA-2: Origin of Appeals By Appellate Judicial Circuits and Jurisdictions	CSA-2
Table CSA-3: Appeals Docketed By Term	CSA-3
The Circuit Courts	CC-1
Table CC-2: Five-Year Comparative Table-All Cases-Filings and Terminations	CC-2
Table CC-6: Total Cases Filed, Terminated, and Pending in the Circuit Courts	CC-6
Table CC-8: Categories of Filings-Original and Reopened Cases Filed	CC-8
Table CC-9: Categories of Terminations-Original and Reopened Cases Filed	CC-9
Table CC-11: Domestic Violence Cases Filed in the Circuit Courts	CC-11
Table CC-18: Civil Cases Filed, Terminated, and Pending	CC-18
Table CC-23: Criminal Cases Filed, Terminated, and Pending	CC-23
Table CC-28: Juvenile Cases Filed, Terminated, and Pending	CC-28
The District Court	DC-1
Table DC-2: Five-Year Comparative Table-Motor Vehicle and Criminal Cases Processed and Civil Cases Filed in the District Court of Maryland	DC-3
Table DC-4: Motor Vehicle, Criminal, and Civil Cases Filed and Processed	DC-5
Table DC-7: Five-Year Comparative Table-Motor Vehicle Cases Processed	DC-8
Table DC-8: Five-Year Comparative Table-Criminal Cases by the Number of Defendants Charged Processed in the District Court	DC-9
Table DC-9: Five-Year Comparative Table-Civil Cases Filed	DC-10
Table DC-10: Five-Year Comparative Table-Driving While Intoxicated Cases Received by the District Court	DC-11
Table DC-12: Five-Year Comparative Table-Emergency Evaluation and Domestic Abuse Hearings Held in the District Court	DC-13

THE INTRODUCTION

ROBERT M. BELL
CHIEF JUDGE
COURT OF APPEALS OF MARYLAND
634 COURTHOUSE EAST
111 N. CALVERT STREET
BALTIMORE, MARYLAND 21202
(410) 333-6396



February 1, 2001

The Annual Report of the Maryland Judiciary provides for the Judicial Branch of Government a picture of its operations and, thus, identifies trends, provides an historical perspective, and permits the assessment of the present state of its affairs, as well as its prognosis for the future. The picture the information and statistical data paints is of a dedicated and committed group of men and women working together in their respective spheres, where as judge, clerk, administrator, member of a court-related agency, administrative support or technical personnel, to achieve excellence in service.

This year, for the first time, the Annual Report is being presented in a new format; although having the same overall purpose, rather than one report as in the past, this year there are two. One report contains an overview of the Judiciary and the various projects and initiatives undertaken in the preceding year. The other is a compilation of statistical material, which outlines and explains the workload of the four levels of Maryland courts. I hope the reader will find this new format helpful and informative.

It is, as always, with gratitude to the Judiciary team that I present this *Annual Report*.

A handwritten signature in black ink that reads "Robert M. Bell".

Robert M. Bell
Chief Judge

THE COURT OF APPEALS

The Court of Appeals, the highest tribunal in the State of Maryland, was created by the Constitution of 1776. The Court sat in various locations throughout the State in the early years of its existence, but has sat only in Annapolis since 1851. The Court is composed of seven judges, including the chief judge, with one judge from each of the seven appellate judicial circuits. There are three single jurisdiction circuits included among the seven — Montgomery and Prince George’s Counties and Baltimore City. Members of the Court are initially appointed by the Governor and confirmed by the Senate. Subse-

quently, they run for office on their records, unopposed. If a judge’s retention in office is rejected by the voters or there is a tie vote, that office becomes vacant and must be filled by a new appointment. Otherwise, the incumbent judge remains in office for a ten-year term. The Chief Judge of the Court of Appeals is designated by the Governor and is the constitutional administrative head of the Maryland Judiciary.

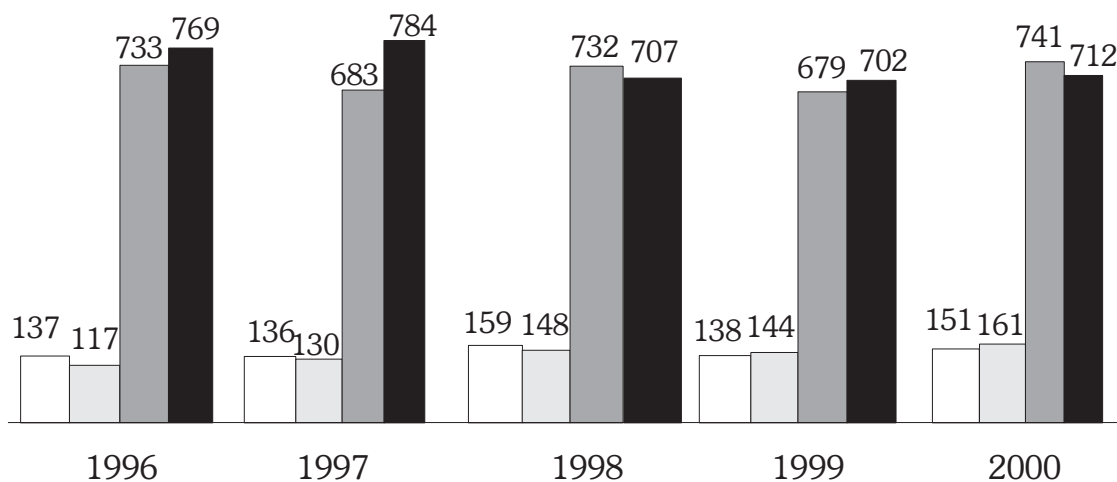
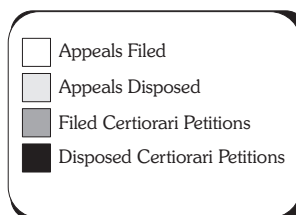
As a result of legislation effective January 1, 1975, the Court of Appeals hears cases almost exclusively by way of certiorari, a discretionary review process. Petitions for certiorari are granted by the Court for

those cases it deems to be “desirable and in the public interest.” That process has resulted in the reduction of the Courts’ formerly excessive workload to a more manageable level, thus allowing the Court to devote more time to the most important and far-reaching issues.

The Court may review cases already decided by the Court of Special Appeals or bring up for review, cases filed in that Court before they are decided. Additionally, the Court of Appeals has exclusive jurisdiction over appeals in which a sentence of death is imposed. Cases from the circuit

TABLE CA-1

COURT OF APPEALS APPEALS ACTUALLY FILED AND TERMINATED WITHIN FISCAL YEAR



court level also may be reviewed by the Court of Appeals if those courts have acted in an appellate capacity with respect to an appeal from the District Court. The Court is empowered to adopt rules of judicial administration, practice, and procedure which will have the force of law. It also admits persons to the practice of law, reviews recommendations of the State Board of Law Examiners and conducts disciplinary proceedings involving members of the bench and bar. Questions of law certified by federal and other state appellate courts also may be decided by the Court of Appeals.

During the 1999 Term, the Court docketed 987 total filings. That figure includes 157 regular docket appeals, 707 petitions for certiorari, 49 miscellaneous appeals and 74 attorney grievance proceedings. Comparatively, 1,020 total cases were filed during the 1995 Term, representing a 3.2 percent decrease. Contributing to the reduction in total filings was a 22.9 percent decrease in attorney grievance proceedings. Overall, filing activity in the Court of Appeals has fluctuated over the last five years. There were 149 regular appeals docketed during the 1995 Term, compared with 157 cases during the 1999 Term, representing a 5.4 percent increase. The greatest fluctuation during that period was realized in criminal appeals, increasing nearly 15 percent, from 47 during the 1995 Term, to the current total of 54 appeals. Civil appeals remained relatively consistent over the five-year period, from 102 during the 1995 Term, to the 1999 Term total of 103 appeals. In contrast to the increase in regular docket appeals was a 5.1 percent decrease in the number of certiorari

TABLE CA-2		
ORIGIN OF APPEALS BY		
APPELLATE JUDICIAL CIRCUITS AND JURISDICTIONS		
COURT OF APPEALS		
1999 TERM		
FIRST APPELLATE CIRCUIT	12	7.6%
Caroline County	2	
Cecil County	1	
Dorchester County	0	
Kent County	1	
Queen Anne's County	1	
Somerset County	0	
Talbot County	4	
Wicomico County	2	
Worcester County	1	
SECOND APPELLATE CIRCUIT	20	12.7%
Baltimore County	18	
Harford County	2	
THIRD APPELLATE CIRCUIT	21	13.4%
Allegany County	3	
Carroll County	2	
Frederick County	2	
Garrett County	0	
Howard County	6	
Washington County	8	
FOURTH APPELLATE CIRCUIT	15	9.6%
Prince George's County	15	
FIFTH APPELLATE CIRCUIT	21	13.4%
Anne Arundel County	17	
Calvert County	1	
Charles County	2	
St. Mary's County	1	
SIXTH APPELLATE CIRCUIT	43	27.4%
Baltimore City	43	
SEVENTH APPELLATE CIRCUIT	25	15.9%
Montgomery County	25	
TOTAL	157	100.0%

petitions filed. There were 707 petitions filed during the 1999 Term, a decrease of 38 petitions from the 745 petitions filed during the 1995 Term.

During the five-year period, the number of regular docket appeals disposed by the Court increased approximately 37.6 percent. There were 117 regular docket appeals disposed during Fiscal Year 1996, compared with 161 appeals during Fiscal Year 2000, an increase of 44 dispositions. That increase is attributable to a concerted effort undertaken by the Court to more expeditiously dispose its docket. The average time expended from the granting of certiorari to argument of the appeal increased approximately one month over the five-year period (from four months during Fiscal Year 1996, to 5.1 months during Fiscal Year 2000). Likewise, there was a one month increase in the average time expended from certiorari to decision

(from 9.1 months during Fiscal Year 1996, to 10.3 months during Fiscal Year 2000). During that same period, the average time expended from argument to decision remained constant at 5.4 months. This consistency in elapsed time has occurred although dispositions increased significantly during the same period. Additionally, the number of cases argued increased during the last five years. There were 109 cases argued before the Court during Fiscal Year 1996, compared with 150 cases during Fiscal Year 2000, an increase of 37.6 percent. Likewise, there was a 21.9 percent increase in the number of opinions issued during the same period. The Court issued 105 opinions during Fiscal Year 1996, compared with the Fiscal Year 2000 total of 128 opinions. The Court of Appeals reported a 7.4 percent decrease in the number of certiorari petitions disposed during the five-year period, from 769 during Fiscal Year 1996, to 712

during Fiscal Year 2000. The percentage of petitions granted over the last five years increased from 14 percent during Fiscal Year 1996, to the current level of 16.4 percent.

The Judiciary, under the leadership of the Chief Judge of the Court of Appeals, has undertaken several initiatives to improve expedition and timeliness in the courts. The positive impact of these efforts is evident in several areas, including the average time expended from argument to decision, the increased number of cases argued and the rise in the percentage of certiorari petitions granted. The entire Judiciary will continue to look to the Court of Appeals for guidance as it explores innovative means of adapting to the changing role of courts in today's society without compromising the level of service to which citizens have become accustomed.

THE COURT OF SPECIAL APPEALS

Maryland's intermediate appellate court, the Court of Special Appeals, was created in 1966 to address a substantial backlog in the Court of Appeals that had developed as a result of a rapidly increasing caseload.

The Court of Special Appeals sits in Annapolis and is composed of thirteen members, including a chief judge. One member of the Court is elected from each of the seven appellate judicial circuits. The remaining six members are elected from the State at large. Members of the Court of Special Appeals are appointed by the Governor and confirmed by the Senate. The judges run on their records without opposition for ten-year terms. If a judge's retention in office is rejected by the voters or there is a tie vote, that of-

office becomes vacant and must be filled by a new appointment. Otherwise, the incumbent judge remains in office for a ten-year term. The Governor designates the Chief Judge of the Court of Special Appeals.

The Court has exclusive initial appellate jurisdiction over any reviewable judgment, decree, order or other action of a circuit court and generally hears cases appealed directly from the circuit courts unless otherwise provided by law. The judges of the Court are empowered to sit in panels of three. A hearing or rehearing before the Court en banc may be ordered in any case by a majority of the incumbent judges. The Court also considers applications for leave to appeal in such areas as post conviction, habeas

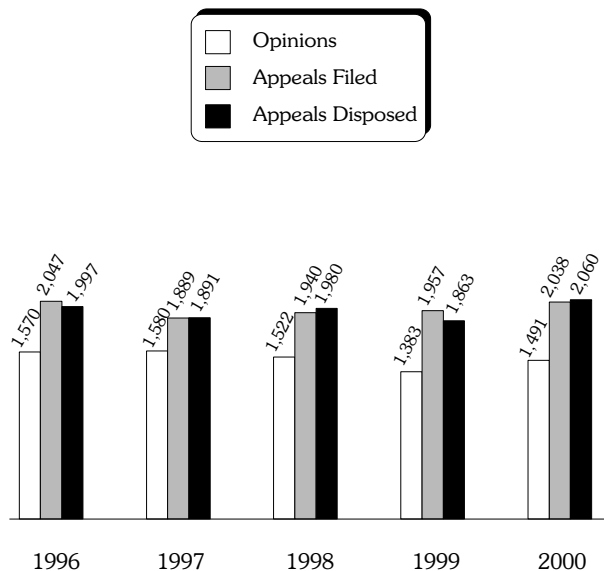
corpus matters involving denial of or excessive bail, inmate grievances, appeals from criminal guilty pleas, and violations of probation.

The Court has implemented statutorily prescribed procedures in an effort to more effectively manage its civil and criminal caseloads. Maryland Rule 8-204 and Courts and Judicial Proceedings Article Section 12-302, which remove the right of direct appeal in those criminal cases in which a guilty plea has been entered, were adopted to manage criminal caseloads more effectively. An application for leave to appeal is required in those instances in which a guilty plea has been entered in criminal cases. The Court has discretionary authority to either assign the case to the regular docket or to deny the appeal. With respect to expediting its civil appeal process, the Court of Special Appeals has used prehearing conferences. During the conferences, panels of judges review pending civil cases to identify cases suitable for resolution by the parties. The appeals are either scheduled for prehearing conferences or proceed through the regular appellate process. If there is no resolution during the conferences, the cases are placed on subsequent dockets and counted as filings. An information report, which summarizes the actions of the circuit court, is filed whenever an appeal is noted.

Filing activity in the Court of Special Appeals has decreased slightly over the last five years, to

TABLE CSA-1

COURT OF SPECIAL APPEALS-APPEALS ACTUALLY FILED AND TERMINATED WITHIN FISCAL YEAR



**TABLE CSA-2
ORIGIN OF APPEALS BY
APPELLATE JUDICIAL CIRCUITS AND JURISDICTIONS
COURT OF SPECIAL APPEALS
1999 TERM**

FIRST APPELLATE CIRCUIT	227	11.3%
Caroline County	19	
Cecil County	29	
Dorchester County	10	
Kent County	8	
Queen Anne's County	17	
Somerset County	18	
Talbot County	33	
Wicomico County	66	
Worcester County	27	
SECOND APPELLATE CIRCUIT	263	13.1%
Baltimore County	217	
Harford County	46	
THIRD APPELLATE CIRCUIT	267	13.4%
Allegany County	38	
Carroll County	40	
Frederick County	46	
Garrett County	15	
Howard County	74	
Washington County	54	
FOURTH APPELLATE CIRCUIT	327	16.4%
Prince George's County	327	
FIFTH APPELLATE CIRCUIT	220	11.0%
Anne Arundel County	155	
Calvert County	12	
Charles County	32	
St. Mary's County	21	
SIXTH APPELLATE CIRCUIT	369	18.5%
Baltimore City	369	
SEVENTH APPELLATE CIRCUIT	325	16.3%
Montgomery County	325	
TOTAL	1,998	100.0%

the current level of 1,998 regular docket appeals. That figure represents a 2.2 percent reduction in filings from the 2,042 regular docket appeals filed during the 1995 Term.

A 10.4 percent decrease in criminal appeals (from 824 during the 1995 Term, to 738 during the 1999 Term), mitigated by a 3.4 percent increase in civil appeals (from 1,218

during the 1995 Term, to 1,260 during the 1999 Term) contributed to the reported decrease. During the same period, the Court reported a 10 percent decrease in the number of information reports recorded. There were 1,443 reports received during the 1995 Term, compared with the current total of 1,299 reports. Approximately 36 percent of the cases for which information reports were received during the 1995 Term were assigned to prehearing conferences. Nearly 64 percent of the cases proceeded through the regular appellate process without conferences. Comparatively, nearly 24 percent of the 1999 Term civil cases were assigned to prehearing conferences, while approximately 76.1 percent proceeded without prehearing conferences.

While reporting a decrease in filings over the last five years, the Court of Special Appeals reported a 3.2 percent rise in dispositions. There were 2,060 regular docket dispositions reported during Fiscal Year 2000, compared with 1,997 dispositions during Fiscal Year 1996. During the same period, the number of opinions issued increased approximately two percent, from 1,462 during Fiscal Year 1996, to the current total of 1,491 opinions. Dispositions on the Court's miscellaneous docket decreased more than 14 percent. There were 378 cases disposed on the miscellaneous docket during Fiscal Year 1996, compared with 324 dispositions during Fiscal Year 2000. A steady decrease was noted over the last five years in the average time expended from the docketing of a case to its argument, from 5.3 months during Fiscal Year 1996, to the current level of 4.6 months. In

contrast, the average time expended from argument to decision increased during the same period, from 1.3 months during Fiscal Year 1996, to three months during Fiscal Year 2000.

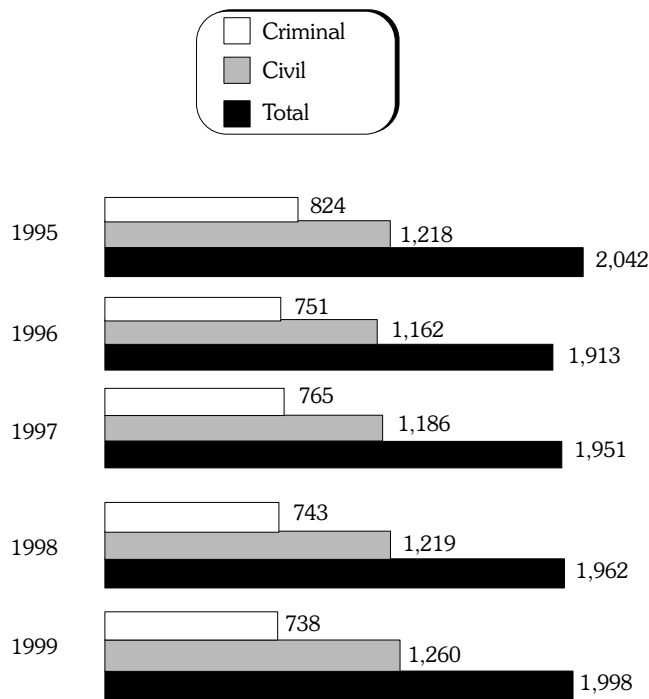
During the last five years, the Court noted a decrease in appeals filed by Baltimore and Prince George's Counties and Baltimore City, while increases were reported by Anne Arundel and Montgomery Counties. However, the greatest percentage of appeals continue to be filed from decisions rendered by Baltimore City. There were 369 ap-

peals reported from Baltimore City during the 1999 Term (18.5 percent), while 415 appeals were filed by that jurisdiction during the 1995 Term (20.3 percent). The greatest increase was reported by Anne Arundel County, 16.5 percent, from 133 during the 1995 Term, to the current total of 155 filings. Montgomery County followed with a 6.9 percent increase, from 304 during the 1995 Term, to 325 during the 1999 Term. Baltimore County reported the greatest decrease. There were 217 appeals reported by the aforementioned jurisdiction, a decrease of approximately 20.2 per-

cent from the 1995 Term total of 272 appeals.

TABLE CSA-3

APPEALS DOCKETED BY TERM
COURT OF SPECIAL APPEALS



THE CIRCUIT COURTS

The circuit courts are the highest common law and equity courts of record exercising original jurisdiction within the State. Each has full common law and equity powers and jurisdiction in all civil and criminal cases within its county, along with all of the additional powers and jurisdiction conferred by the Constitution and the law, except when jurisdiction has been limited or conferred upon another tribunal by law.

In each county of the State and Baltimore City, there is a circuit court which is a trial court of general jurisdiction. Its jurisdiction is very broad but, generally, it handles the major civil cases and more serious criminal matters. The circuit courts also decide appeals from the District Court and certain administrative agencies.

The courts are grouped into eight geographical circuits. Each of the first seven circuits comprises two or more counties, while the Eighth Judicial Circuit only consists of Baltimore City. On January 1, 1983, the former Supreme Bench was consolidated into the Circuit Court for Baltimore City.

As of July 1, 1999, there were 143 authorized circuit court judgeships, with at least one judge for each county and 30 in Baltimore City. Unlike the other three court levels in Maryland, there is no chief judge who is administrative head of the circuit courts. There are, however, eight circuit administrative judges appointed by the Chief Judge of the Court of Appeals. They perform administrative duties

in each of their respective circuits and are assisted by county administrative judges.

Each circuit court judge initially is appointed to office by the Governor and must stand for election at the next general election which follows, by at least one year, the vacancy the judge was appointed to fill. The judge may be opposed by one or more members of the bar. The successful candidate is elected to a fifteen-year term of office.

The circuit courts have noted a steady rise in filing activity over each of the last five years, with an overall increase of approximately 8.2 percent. There were 268,399 total cases filed during Fiscal Year 1999, compared with the Fiscal Year 2000 total of 290,512 case filings, more than 22,000 additional

filings. During the five-year period, increases occurred in each functional area — civil, criminal and juvenile — with the greatest statistical increase reported in civil case filings. Since Fiscal Year 1996, civil filings have risen nearly 7 percent, from 157,743 to the current total of 168,330 filings (10,587 additional filings). Juvenile case filings followed, increasing approximately 18.6 percent. There were 40,903 juvenile cases filed during Fiscal Year 1996, compared with 48,502 filings during Fiscal Year 2000, representing an increase of nearly 7,600 case filings. During the same period, a 5.6 percent increase was noted in criminal filings, from 69,753 during Fiscal Year 1996, to the Fiscal Year 2000 total of 73,680 filings.

TABLE CC-1
CIRCUIT COURT - FILINGS BY FISCAL YEAR

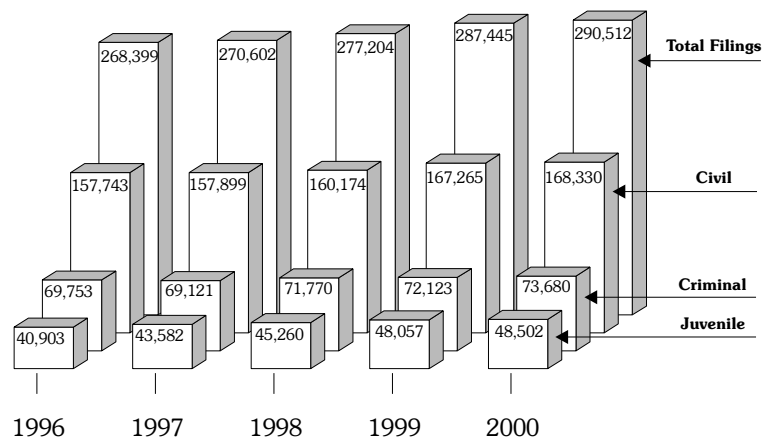


TABLE CC-2
FIVE-YEAR COMPARATIVE TABLE
ALL CASES
FILINGS AND TERMINATIONS
FISCAL 1996 – FISCAL 2000

	COMBINED ORIGINAL AND REOPENED CASES FILED AND TERMINATED									
	1995-96		1996-97		1997-98		1998-99		1999-00	
	F	T	F	T	F	T	F	T	F	T
First Circuit	12,004	11,140	12,515	11,187	13,312	12,520	12,942	11,533	13,705	13,390
Dorchester	1,928	1,773	1,881	1,706	2,396	2,225	2,072	2,050	2,197	2,161
Somerset	2,175	2,076	2,314	2,288	2,248	2,205	2,207	2,172	2,154	2,116
Wicomico	4,532	4,155	4,935	4,129	4,778	4,583	4,891	4,318	5,537	5,297
Worcester	3,369	3,136	3,385	3,064	3,890	3,507	3,772	2,993	3,817	3,816
Second Circuit	11,400	10,438	11,331	10,296	11,750	10,683	11,930	10,872	13,213	11,803
Caroline	1,678	1,547	1,362	1,155	1,692	1,591	1,700	1,334	1,567	1,328
Cecil	4,982	4,287	4,913	4,263	4,748	4,171	5,008	4,480	6,540	5,660
Kent	1,432	1,392	1,548	1,409	1,463	1,338	1,391	1,280	1,375	1,281
Queen Anne's	1,686	1,632	1,719	1,793	1,918	1,786	1,858	1,895	1,692	1,607
Talbot	1,622	1,580	1,789	1,676	1,929	1,797	1,973	1,883	2,039	1,927
Third Circuit	34,895	28,777	35,491	28,819	35,632	31,854	35,943	33,077	37,829	32,542
Baltimore	27,952	23,209	27,800	22,538	28,055	24,930	28,479	26,479	29,061	24,421
Harford	6,943	5,568	7,691	6,281	7,577	6,924	7,464	6,598	8,768	8,121
Fourth Circuit	11,263	10,241	11,717	11,173	13,396	12,208	13,190	12,913	13,210	12,689
Allegany	3,230	2,994	3,452	3,894	3,826	3,750	3,440	3,353	3,647	3,489
Garrett	1,168	1,074	1,101	995	1,217	1,132	1,103	907	1,127	1,023
Washington	6,865	6,173	7,164	6,284	8,353	7,326	8,647	8,653	8,436	8,177
Fifth Circuit	38,146	36,982	35,092	32,820	34,440	31,803	34,734	32,125	33,719	31,506
Anne Arundel	23,662	22,751	21,185	19,814	20,274	18,791	21,405	19,801	20,141	17,954
Carroll	5,937	6,036	5,567	5,674	5,896	5,432	5,350	5,213	5,797	5,801
Howard	8,547	8,195	8,340	7,332	8,270	7,580	7,979	7,111	7,781	7,751
Sixth Circuit	40,668	34,315	42,119	38,603	42,375	41,260	46,663	41,486	45,528	44,062
Frederick	5,749	4,120	6,371	5,151	6,828	5,755	7,727	5,635	8,302	6,431
Montgomery*	34,919	30,195	35,748	33,452	35,547	35,505	38,936	35,851	37,226	37,631
Seventh Circuit	60,081	52,748	61,192	55,936	61,651	56,171	62,067	54,832	63,931	59,311
Calvert	4,450	4,604	4,598	4,125	4,686	4,235	4,477	4,428	4,960	4,895
Charles	6,902	6,561	7,340	6,005	7,644	6,783	8,088	7,188	8,328	7,913
Prince George's	44,024	36,860	44,161	40,887	44,239	40,487	44,946	38,624	46,302	42,189
St. Mary's	4,705	4,723	5,093	4,919	5,082	4,666	4,556	4,592	4,341	4,314
Eighth Circuit	59,942	35,886	61,145	35,762	64,648	40,297	69,976	56,508	69,377	64,179
Baltimore City	59,942	35,886	61,145	35,762	64,648	40,297	69,976	56,508	69,377	64,179
STATE	268,399	220,527	270,602	224,596	277,204	236,796	287,445	253,346	290,512	269,482

TABLE CC-6
TOTAL CASES FILED, TERMINATED, AND PENDING
IN THE CIRCUIT COURTS
JULY 1, 1999 – JUNE 30, 2000
FISCAL YEAR 2000

	PENDING	Filed	Terminated	PENDING
	Beginning of Year			End of Year
First Circuit	8,212	13,705	13,390	8,527
Dorchester	1,132	2,197	2,161	1,168
Somerset	1,122	2,154	2,116	1,160
Wicomico	2,728	5,537	5,297	2,968
Worcester	3,230	3,817	3,816	3,231
Second Circuit	6,850	13,213	11,803	8,260
Caroline	1,447	1,567	1,328	1,686
Cecil	3,616	6,540	5,660	4,496
Kent	580	1,375	1,281	674
Queen Anne's	497	1,692	1,607	582
Talbot	710	2,039	1,927	822
Third Circuit	58,604	37,829	32,542	63,891
Baltimore	49,904	29,061	24,421	54,544
Harford	8,700	8,768	8,121	9,347
Fourth Circuit	5,925	13,210	12,689	6,446
Allegany	1,462	3,647	3,489	1,620
Garrett	686	1,127	1,023	790
Washington	3,777	8,436	8,177	4,036
Fifth Circuit	43,714	33,719	31,506	45,927
Anne Arundel	30,993	20,141	17,954	33,180
Carroll	4,862	5,797	5,801	4,858
Howard	7,859	7,781	7,751	7,889
Sixth Circuit	29,543	45,528	44,062	31,009
Frederick	9,213	8,302	6,431	11,084
Montgomery	20,330	37,226	37,631	19,925
Seventh Circuit	61,231	63,931	59,311	65,851
Calvert	1,681	4,960	4,895	1,746
Charles	6,485	8,328	7,913	6,900
Prince George's	51,079	46,302	42,189	55,192
St. Mary's	1,986	4,341	4,314	2,013
Eighth Circuit	206,113	69,377	64,179	211,311
Baltimore City	206,113	69,377	64,179	211,311
STATE	420,192	290,512	269,482	441,222

NOTE: The beginning inventory figures have been adjusted to reflect additions and deletions of cases resulting from routine maintenance and the removal of old cases that were actually terminated in a prior fiscal year. This adjustment is also reflected in Tables CC-18, CC-23, and CC-28.

TABLE CC-8
CATEGORIES OF FILINGS
ORIGINAL AND REOPENED CASES FILED
JULY 1, 1999—JUNE 30, 2000
FISCAL YEAR 2000

	Dorchester	Somerset	Wicomico	Worcester	Caroline	Cecil	Kent	Queen Anne's	Talbot	Baltimore	Harford	Allegany	Garrett	Washington	Anne Arundel	Carroll	Howard	Frederick	Montgomery	Calvert	Charles	Prince George's	St. Mary's	Baltimore City	TOTAL	
TOTAL CIVIL	1,212	1,357	2,573	2,252	1,017	4,267	1,083	1,177	1,135	16,638	5,603	2,542	722	4,986	12,095	3,008	4,389	3,500	24,802	3,666	5,719	30,020	3,173	31,394	168,330	
Motor Tort	16	6	76	39	16	135	12	24	49	904	158	67	20	66	456	85	186	96	837	67	135	1,326	52	1,213	6,041	
Other Tort	8	5	14	20	2	19	4	5	17	417	30	16	14	40	95	10	64	42	708	26	52	808	22	3,152	5,590	
Contract	12	12	20	55	11	49	13	13	29	892	92	11	10	72	374	41	217	90	1,594	35	74	742	36	604	5,098	
Condemnation	0	2	4	13	0	0	0	0	0	29	5	1	0	2	23	0	12	1	10	1	1	2	6	46	158	
Contested Confessed Judgment	3	3	30	17	7	42	5	11	18	107	39	11	1	23	0	1	44	35	204	5	30	0	16	107	759	
Other Law	15	57	23	62	5	54	13	8	15	170	99	20	19	90	26	12	81	26	5,084	45	64	424	45	5,664	12,121	
Appeals																										
District Court-On Record	1	1	0	4	1	10	0	3	2	113	10	2	5	8	27	11	33	17	134	2	17	100	5	132	638	
District Court-De Novo	4	1	12	2	4	11	6	0	5	206	17	12	2	15	71	22	38	28	216	9	27	131	13	164	1,016	
Administrative Agency	18	46	53	40	6	46	25	21	28	624	152	162	12	180	404	93	183	88	528	48	64	407	41	1,001	4,270	
Unreported Law	0	0	0	0	0	0	0	0	0	0	0	0	0	0	0	0	0	0	0	0	0	0	0	0	0	0
Divorce/Nullity	213	153	627	318	233	739	205	218	271	4,145	1,479	589	192	1,049	3,542	832	1,263	1,181	5,262	733	1,072	6,027	741	3,543	34,627	
Other Domestic Relations	232	266	464	290	253	1,048	229	168	229	2,564	1,256	434	169	1,330	797	567	576	677	1,492	810	1,019	4,740	528	1,797	21,935	
Adoption/Guardianship	28	0	21	5	15	36	3	8	8	308	95	25	20	51	517	121	90	93	1,867	27	29	127	50	212	3,756	
Paternity	442	567	727	439	302	1,278	417	316	304	1,416	746	518	88	1,403	935	104	471	327	2,269	1,252	1,922	7,291	1,041	4,734	29,309	
Domestic Violence	36	60	42	31	22	123	34	3	12	426	341	16	35	34	194	269	212	20	541	111	338	547	112	489	4,048	
Other General	181	177	455	913	137	657	110	379	147	4,224	1,080	647	134	614	4,566	832	906	777	4,004	473	867	7,334	453	8,466	38,533	
Unreported Category	3	1	5	4	3	20	7	0	1	93	4	11	1	9	68	8	13	2	52	22	8	14	12	70	431	
TOTAL JUVENILE	333	365	541	287	327	771	81	341	508	5,548	1,020	436	260	1,113	3,306	1,075	971	3,020	7,576	714	1,092	5,929	615	12,273	48,502	
Delinquency	183	188	392	209	220	334	66	237	417	4,883	701	312	119	431	2,823	839	809	2,361	5,661	483	910	4,069	474	8,308	35,429	
Adult	0	0	0	1	0	0	0	0	0	0	0	0	0	0	0	4	0	0	0	0	1	0	1	0	1	8
Child In Need of Supervision	0	3	2	0	2	3	1	1	4	0	2	7	6	19	3	11	2	28	7	4	0	7	0	88	200	
Child In Need of Assistance	133	166	140	53	105	423	9	80	74	544	297	100	127	625	461	183	157	533	1,782	170	161	1,662	126	2,786	10,897	
Guardianship	16	7	5	18	0	11	1	16	13	55	18	17	3	38	19	7	0	84	73	4	7	105	13	772	1,302	
Adoption	0	0	2	3	0	0	4	7	0	0	0	0	1	0	0	31	0	10	39	48	3	0	0	295	443	
Unreported Category	1	1	0	3	0	0	0	0	0	66	2	0	4	0	0	0	3	4	14	5	10	86	1	23	223	
TOTAL CRIMINAL	652	432	2,423	1,278	223	1,502	211	174	396	6,875	2,145	669	145	2,337	4,740	1,714	2,421	1,782	4,848	580	1,517	10,353	553	25,710	73,680	
Indictment/Information	314	160	831	344	109	336	101	87	224	3,858	692	194	89	738	3,587	726	874	467	2,096	272	715	3,943	318	16,217	37,292	
Appeals From District Court																										
Motor Vehicle	18	3	29	30	4	30	8	9	6	465	83	14	5	38	246	62	157	106	316	4	25	129	7	239	2,033	
Other	18	6	68	19	13	26	6	7	16	778	84	27	2	49	269	38	94	75	422	6	25	239	7	352	2,646	
Jury Trial Prayed - Motor	42	70	517	415	19	442	24	24	42	264	488	107	13	566	141	210	517	448	688	93	296	2,073	62	325	7,886	
Jury Trial Prayed - Other	232	191	886	468	62	615	66	34	79	1,466	750	314	29	892	391	603	756	676	1,326	167	397	3,589	158	8,300	22,447	
Non Support	0	0	1	0	0	8	0	0	0	16	0	1	0	0	0	0	0	4	0	1	1	0	0	0	32	
Post Conviction	11	0	19	1	13	10	1	12	8	0	19	0	6	17	11	0	1	0	0	2	26	256	0	146	559	
Unreported Category	17	2	72	1	3	35	5	1	21	28	29	12	1	37	95	75	22	6	0	35	32	124	1	131	785	
STATE	2,197	2,154	5,537	3,817	1,567	6,540	1,375	1,692	2,039	29,061	8,768	3,647	1,127	8,436	20,141	5,797	7,781	8,302	37,226	4,960	8,328	46,302	4,341	69,377	290,512	

NOTE: See note on Table CC-17.  DOUBLE CLICK to open NOTE

TABLE CC-9

CATEGORIES OF TERMINATIONS
TERMINATIONS OF ORIGINAL AND REOPENED CASES FILED

JULY 1, 1999—JUNE 30, 2000
FISCAL YEAR 2000

	Dorchester	Somerset	Wicomico	Worcester	Caroline	Cecil	Kent	Queen Anne's	Talbot	Baltimore	Hartford	Allegany	Garrett	Washington	Anne Arundel	Carroll	Howard	Frederick	Montgomery	Calvert	Charles	Prince George's	St. Mary's	Baltimore City	TOTAL	
TOTAL CIVIL	1,271	1,298	2,632	2,322	794	3,568	1,051	1,122	1,038	12,662	5,127	2,442	661	4,775	10,956	3,261	4,475	1,769	25,476	3,624	5,661	26,967	3,250	32,677	158,879	
Motor Tort	22	5	76	54	6	93	11	27	33	1,056	151	73	25	84	680	112	218	50	1,124	92	164	1,537	63	1,614	7,370	
Other Tort	9	7	29	25	6	18	7	5	10	369	22	19	5	39	129	20	81	25	833	25	62	719	15	1,513	3,992	
Contract	14	14	31	72	4	35	7	13	30	756	71	6	12	80	455	60	427	35	1,810	42	84	675	42	621	5,396	
Condemnation	0	0	8	2	0	0	1	0	1	24	1	5	0	2	7	0	7	0	17	0	4	2	7	26	114	
Confessed Judgment	3	4	30	7	3	54	3	11	10	102	22	7	1	22	0	3	31	4	204	0	19	1	10	138	689	
Other Law	21	64	31	48	6	67	12	10	11	124	73	25	13	85	20	0	60	14	4,981	48	50	386	48	4,855	11,052	
Appeals																										
District Court-on Record	5	1	2	7	1	15	1	3	3	95	8	4	3	7	33	10	35	6	118	7	6	74	5	131	580	
District Court-De Novo	8	4	11	7	0	15	9	1	4	207	18	10	1	15	84	34	52	9	246	5	26	137	15	180	1,098	
Administrative Agency	21	50	74	27	4	64	31	20	34	682	165	178	12	182	535	99	190	49	565	50	80	345	64	1,088	4,609	
Unreported Law	0	0	0	0	0	0	0	0	0	0	0	0	0	0	0	0	0	0	0	0	0	0	0	0	0	0
Divorce/Nullity	230	149	669	381	203	608	214	209	241	3,179	1,312	536	171	1,040	3,204	881	1,193	916	5,322	756	992	5,007	776	3,772	31,961	
Other Domestic Relations	221	238	422	281	186	827	209	169	191	1,363	1,207	391	186	1,294	498	565	535	88	1,530	809	929	4,350	546	1,233	18,268	
Adoption/Guardianship	34	0	33	8	13	31	7	9	12	272	83	32	16	53	399	128	79	84	1,795	11	30	153	52	466	3,800	
Paternity	466	558	684	478	263	1,121	399	314	302	919	845	515	97	1,244	388	159	488	6	2,144	1,179	2,103	6,243	1,068	6,799	28,782	
Domestic Violence	33	51	32	24	15	91	33	2	10	396	315	17	31	28	168	262	189	4	534	102	315	497	105	461	3,715	
Other General	183	153	499	900	81	519	104	329	146	3,106	832	624	86	597	4,356	928	890	479	4,212	490	797	6,837	434	9,772	37,354	
Unreported Category	1	0	1	1	3	10	3	0	0	12	2	0	2	3	0	0	0	0	4	8	0	4	0	8	99	
TOTAL JUVENILE	305	396	484	263	322	737	72	327	508	4,867	932	454	244	1,109	2,832	995	1,012	2,991	7,388	701	985	5,362	559	6,966	40,811	
Delinquency	166	212	331	201	215	306	56	224	419	4,388	621	329	116	442	2,379	789	823	2,343	5,497	488	810	3,613	418	5,335	30,521	
Adult	0	0	0	1	0	0	0	0	0	0	0	0	0	0	0	3	0	0	0	0	1	0	0	0	5	
Child In Need of Supervision	0	3	2	0	2	2	1	1	4	0	2	7	7	12	2	9	4	32	6	4	0	7	0	11	118	
Child In Need of Assistance	133	171	131	48	105	414	7	81	76	423	299	108	111	617	430	170	184	532	1,775	152	162	1,613	124	1,346	9,212	
Guardianship	6	10	18	9	0	15	1	16	9	8	8	10	7	38	21	5	0	77	75	1	6	86	17	30	473	
Adoption	0	0	2	3	0	0	7	4	0	0	0	0	3	0	0	19	0	4	24	54	4	0	0	237	361	
Unreported	0	0	0	1	0	0	0	1	0	48	2	0	0	0	0	0	1	3	11	2	2	43	0	7	121	
TOTAL CRIMINAL	585	422	2,181	1,231	212	1,355	158	158	381	6,892	2,062	593	118	2,293	4,166	1,545	2,264	1,671	4,767	570	1,267	9,860	505	24,536	69,792	
Indictment/Information	314	163	824	317	116	284	67	78	224	3,965	682	168	58	742	3,234	692	780	449	2,058	272	626	4,014	247	15,359	35,733	
Appeals From District Court:																										
Motor Vehicle	13	2	21	23	5	27	4	11	7	481	64	9	4	39	217	59	154	89	318	5	16	129	6	237	1,940	
Other	13	9	69	16	9	19	4	6	10	750	55	27	1	59	232	49	85	53	445	6	21	256	6	361	2,561	
Jury Trial Prayed - Motor	52	70	441	394	12	426	23	22	50	254	489	101	16	552	125	223	503	486	647	108	244	1,857	75	338	7,508	
Jury Trial Prayed - Other	180	178	817	480	68	574	53	34	70	1,411	750	286	39	869	348	522	735	592	1,299	175	312	3,371	170	8,011	21,344	
Non Support	0	0	0	0	0	11	0	0	0	21	0	2	0	0	1	0	3	0	0	1	4	0	1	0	44	
Post Conviction	13	0	9	1	2	12	4	7	18	0	18	0	0	29	8	0	1	0	0	1	26	231	0	152	532	
Unreported Category	0	0	0	0	0	2	3	0	2	10	4	0	0	3	1	0	3	2	0	2	18	2	0	78	130	
STATE	2,161	2,116	5,297	3,816	1,328	5,660	1,281	1,607	1,927	24,421	8,121	3,489	1,023	8,177	17,954	5,801	7,751	6,431	37,631	4,895	7,913	42,189	4,314	64,179	269,482	

NOTE: See note on Table CC-17 DOUBLE CLICK to open NOTE.



TABLE CC-11
DOMESTIC VIOLENCE CASES FILED IN THE CIRCUIT COURTS
FISCAL YEAR 2000

	EX PARTE			PROTECTIVE ORDER		
	Hearings	Orders Granted	Percent Granted	Hearings	Orders Granted	Percent Granted
First Circuit						
Dorchester	31	17	54.84	20	11	55.00
Somerset	52	41	78.85	30	22	73.33
Wicomico	11	9	81.82	10	4	40.00
Worcester	24	11	45.83	12	7	58.33
Second Circuit						
Caroline	19	18	94.74	12	11	91.67
Cecil	109	77	70.64	69	37	53.62
Kent	26	21	80.77	34	11	32.35
Queen Anne's	2	1	50.00	2	1	50.00
Talbot	11	7	63.64	11	7	63.64
Third Circuit						
Baltimore	327	215	65.75	222	92	41.44
Harford	283	202	71.38	235	111	47.23
Fourth Circuit						
Allegany	13	8	61.54	13	5	38.46
Garrett	38	27	71.05	34	15	44.12
Washington	20	15	75.00	22	13	59.09
Fifth Circuit						
Anne Arundel	127	104	81.89	48	29	60.42
Carroll	192	148	77.08	168	82	48.81
Howard	147	94	63.95	99	38	38.38
Sixth Circuit						
Frederick	1	1	100.00	0	0	0.00
Montgomery	467	369	79.01	387	220	56.85
Seventh Circuit						
Calvert	79	56	70.89	71	37	52.11
Charles	297	206	69.36	300	150	50.00
Prince George's	306	294	96.08	130	83	63.85
St. Mary's	72	54	75.00	55	24	43.64
Eighth Circuit						
Baltimore City	338	309	91.42	150	141	94.00
STATE	2,992	2,304	77.01	2,134	1,151	53.94

NOTE: This table represents only those hearings that were held in Fiscal Year 2000.

TABLE CC-18 CIVIL CASES FILED, TERMINATED, AND PENDING IN THE CIRCUIT COURTS JULY 1, 1999 – JUNE 30, 2000 FISCAL YEAR 2000				
	PENDING	Filed	Terminated	PENDING
	Beginning of Year			End of Year
First Circuit	5,840	7,394	7,523	5,711
Dorchester	721	1,212	1,271	662
Somerset	855	1,357	1,298	914
Wicomico	1,749	2,573	2,632	1,690
Worcester	2,515	2,252	2,322	2,445
Second Circuit	4,614	8,679	7,573	5,720
Caroline	1,231	1,017	794	1,454
Cecil	2,079	4,267	3,568	2,778
Kent	388	1,083	1,051	420
Queen Anne's	416	1,177	1,122	471
Talbot	500	1,135	1,038	597
Third Circuit	43,368	22,241	17,789	47,820
Baltimore	37,968	16,638	12,662	41,944
Harford	5,400	5,603	5,127	5,876
Fourth Circuit	4,107	8,250	7,878	4,479
Allegany	1,094	2,542	2,442	1,194
Garrett	573	722	661	634
Washington	2,440	4,986	4,775	2,651
Fifth Circuit	34,408	19,492	18,692	35,208
Anne Arundel	25,838	12,095	10,956	26,977
Carroll	2,818	3,008	3,261	2,565
Howard	5,752	4,389	4,475	5,666
Sixth Circuit	20,835	28,302	27,245	21,892
Frederick	7,874	3,500	1,769	9,605
Montgomery	12,961	24,802	25,476	12,287
Seventh Circuit	48,606	42,578	39,502	51,682
Calvert	1,337	3,666	3,624	1,379
Charles	5,342	5,719	5,661	5,400
Prince George's	40,454	30,020	26,967	43,507
St. Mary's	1,473	3,173	3,250	1,396
Eighth Circuit	131,110	31,394	32,677	129,827
Baltimore City	131,110	31,394	32,677	129,827
STATE See NOTE:CC-6	292,888	168,330	158,879	302,339

TABLE CC-23

CRIMINAL CASES FILED, TERMINATED, AND PENDING
IN THE CIRCUIT COURTSJULY 1, 1999 – JUNE 30, 2000
FISCAL YEAR 2000

	PENDING	Filed	Terminated	PENDING
	Beginning of Year			End of Year
First Circuit	1,970	4,785	4,419	2,336
Dorchester	373	652	585	440
Somerset	229	432	422	239
Wicomico	722	2,423	2,181	964
Worcester	646	1,278	1,231	693
Second Circuit	1,900	2,506	2,264	2,142
Caroline	210	223	212	221
Cecil	1,280	1,502	1,355	1,427
Kent	150	211	158	203
Queen Anne's	63	174	158	79
Talbot	197	396	381	212
Third Circuit	8,864	9,020	8,954	8,930
Baltimore	5,874	6,875	6,892	5,857
Harford	2,990	2,145	2,062	3,073
Fourth Circuit	1,513	3,151	3,004	1,660
Allegany	264	669	593	340
Garrett	75	145	118	102
Washington	1,174	2,337	2,293	1,218
Fifth Circuit	7,189	8,875	7,975	8,089
Anne Arundel	4,395	4,740	4,166	4,969
Carroll	1,428	1,714	1,545	1,597
Howard	1,366	2,421	2,264	1,523
Sixth Circuit	4,024	6,630	6,438	4,216
Frederick	1,132	1,782	1,671	1,243
Montgomery	2,892	4,848	4,767	2,973
Seventh Circuit	11,205	13,003	12,202	12,006
Calvert	250	580	570	260
Charles	998	1,517	1,267	1,248
Prince George's	9,684	10,353	9,860	10,177
St. Mary's	273	553	505	321
Eighth Circuit	29,316	25,710	24,536	30,490
Baltimore City	29,316	25,710	24,536	30,490
STATE	65,981	73,680	69,792	69,869

NOTE: See note on Table CC-6.

TABLE CC-28

**JUVENILE CASES FILED, TERMINATED, AND PENDING
IN THE CIRCUIT COURTS**

**JULY 1, 1999 – JUNE 30, 2000
FISCAL YEAR 2000**

	PENDING	Filed	Terminated	PENDING
	Beginning of Year			End of Year
First Circuit	402	1,526	1,448	480
Dorchester	38	333	305	66
Somerset	38	365	396	7
Wicomico	257	541	484	314
Worcester	69	287	263	93
Second Circuit	336	2,028	1,966	398
Caroline	6	327	322	11
Cecil	257	771	737	291
Kent	42	81	72	51
Queen Anne's	18	341	327	32
Talbot	13	508	508	13
Third Circuit	6,372	6,568	5,799	7,141
Baltimore	6,062	5,548	4,867	6,743
Harford	310	1,020	932	398
Fourth Circuit	305	1,809	1,807	307
Allegany	104	436	454	86
Garrett	38	260	244	54
Washington	163	1,113	1,109	167
Fifth Circuit	2,117	5,352	4,839	2,630
Anne Arundel	760	3,306	2,832	1,234
Carroll	616	1,075	995	696
Howard	741	971	1,012	700
Sixth Circuit	4,684	10,596	10,379	4,901
Frederick	207	3,020	2,991	236
Montgomery*	4,477	7,576	7,388	4,665
Seventh Circuit	1,420	8,350	7,607	2,163
Calvert	94	714	701	107
Charles	145	1,092	985	252
Prince George's	941	5,929	5,362	1,508
St. Mary's	240	615	559	296
Eighth Circuit	45,687	12,273	6,966	50,994
Baltimore City	45,687	12,273	6,966	50,994
STATE See NOTE - CC-6	61,323	48,502	40,811	69,014

THE DISTRICT COURT

The District Court of Maryland was created as a result of the ratification in 1970 of a constitutional amendment proposed by the legislature in 1969. Operation of the District Court began on July 5, 1971, replacing a miscellaneous system of trial magistrates, people's and municipal courts with a fully State-funded court of record possessing statewide jurisdiction.

District Court judges are appointed by the Governor to ten-year terms and confirmed by the Senate. They are not required to stand for election, but are reappointed every ten years. The first chief judge was designated by the Governor, but all subsequent chief judges are subject to appointment by the Chief Judge of the Court of Appeals. The District Court is divided into twelve geographical districts, each containing one or more political subdivisions, with at least one judge in each subdivision.

There were 108 District Court judgeships, including the Chief Judge, as of July 1, 1999. The Chief Judge is the administrative head of the Court and appoints administrative judges for each of the twelve districts, subject to the approval of the Chief Judge of the Court of Appeals. The Chief Judge of the District Court also appoints a chief clerk of the Court. Additionally, administrative clerks for each district, as well as commissioners who perform such duties as issuing arrest warrants and setting bail or collateral, also are appointed.

The District Court's jurisdiction includes criminal, including motor vehicle, and civil areas. It also has

jurisdiction over juvenile causes only in Montgomery County. The exclusive jurisdiction of the District Court generally includes all landlord and tenant cases; replevin actions; motor vehicle violations; criminal cases if the penalty is less than three years imprisonment or does not exceed a fine of \$2,500, or both; and civil cases involving amounts not exceeding \$2,500. It has concurrent jurisdiction with the circuit courts in civil cases over \$2,500 to, but not exceeding, \$20,000; and concurrent jurisdiction in misdemeanors and certain enumerated felonies. Since there are no juries provided in the District Court, a person entitled to and electing a jury trial must proceed to the circuit court.

With total filings in excess of 2.1 million, the District Court continues to be the most voluminous court in the State. However, that volume has not compromised the level of service the Court provides its customers, both internal and external. Over the last five years, the District Court has experienced a steady influx of cases, resulting in an increase of more than 4 percent in total filings. During Fiscal Year 1996, there were 2,021,599 cases filed, compared with the Fiscal Year 2000 total of 2,106,892 filings. Increases have occurred in both motor vehicle and criminal case filings, with the greatest statistical increase noted in motor vehicle filings. There were 1,114,503 motor vehicle cases filed during Fiscal Year 2000, an increase of 9.1 percent or 93,415 cases over the Fiscal Year 1996 total of 1,021,088 filings. Contributing to that increase was an

increase in motor vehicle cases filed by the five larger jurisdictions — Anne Arundel, Baltimore, Montgomery, and Prince George's Counties and Baltimore City. The aforementioned jurisdictions reported a combined total of 698,750 motor vehicle filings during Fiscal Year 2000, an increase of approximately 12.8 percent over the Fiscal Year 1996 total of 619,257 filings (79,493 additional filings). Likewise, criminal filings increased 14.4 percent, from 178,935 during Fiscal Year 1996, to the current total of 204,642 filings, nearly 26,000 additional criminal filings. More than 39 percent of the Fiscal Year 2000 criminal caseload comprised cases filed in Baltimore City. That figure represents an increase over the Fiscal Year 1996 level of approximately 35 percent of the criminal caseload. The only decrease over the last five years occurred in civil filings. There were 787,747 civil cases filed during Fiscal Year 2000, a decrease of approximately 4.1 percent from the Fiscal Year 1996 total of 821,576 filings. Decreases reported by four of the five larger jurisdictions contributed to the overall decrease in civil case filings. The most significant decrease was reported by Montgomery County, from 91,947 during Fiscal Year 1996, to the current total of 77,469 filings, a decrease of nearly 16 percent. Baltimore County reported the only increase in civil filings among the five larger jurisdictions. There were 155,579 civil cases filed by Baltimore County during Fiscal Year 2000, an increase of approximately 8 percent over the Fiscal Year 1996 total of 144,032 filings.

Categorically, increases were noted in both driving while intoxicated and domestic abuse filings. During Fiscal Year 1996, the District Court recorded 31,898 driving while intoxicated filings. Comparatively, 38,463 cases were filed during Fiscal Year 2000, an increase of 20.6 percent. During the same period, domestic abuse filings rose approximately 16.7 percent, from 15,492 during Fiscal Year 1996, to the current total of 18,078 filings. In contrast, landlord and tenant filings decreased, while contract and tort filings remained relatively consistent during the five-year period, contributing to the reported decrease in total civil filings. There were 553,314 landlord and tenant

cases filed during Fiscal Year 2000, a decrease of nearly 6 percent from the 588,046 cases filed during Fiscal Year 1996. Contract and tort filings rose less than one percent, from 203,034 during Fiscal Year 1996, to 208,801 during Fiscal Year 2000.

The District Court reported an increased number of motor vehicle and criminal dispositions over the last five years. There were 1,100,662 motor vehicle dispositions reported during Fiscal Year 2000, an increase of approximately 15.5 percent over the Fiscal Year 1996 total of 952,719 dispositions. Likewise, criminal dispositions rose more than 22 percent, from 178,092 during Fiscal Year 1996,

to the current total of 217,730 dispositions. During the same period, the number of civil cases contested increased 47.3 percent, from 63,438 during Fiscal Year 1996 to 93,474 during Fiscal Year 2000.

As the District Court's caseload continues to escalate, the already strained judicial resources will be greatly affected as the leadership contemplates ways to adjudicate cases expeditiously, but fairly. The increasing domestic abuse caseload, along with the anticipated surge in peace orders is one area that will affect those resources, particularly given the immediate judicial attention garnered by both types of cases.

TABLE DC-1
DISTRICT COURT CASELOAD BY FISCAL YEAR

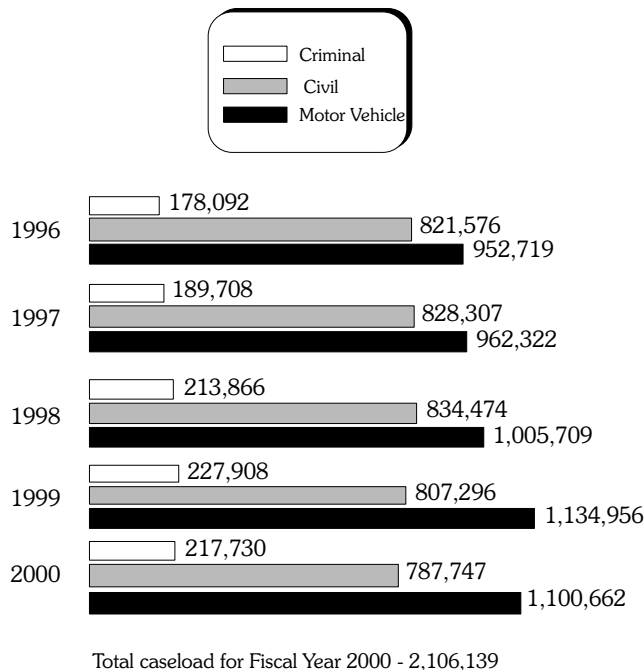


TABLE DC-2
FIVE-YEAR COMPARATIVE TABLE
MOTOR VEHICLE AND CRIMINAL CASES PROCESSED
AND CIVIL CASES FILED IN THE DISTRICT COURT OF MARYLAND
FISCAL 1996 – FISCAL 2000

	1995-96	1996-97	1997-98	1998-99	1999-00
District 1					
Baltimore City	383,410	375,497	389,500	483,706	421,811
District 2					
Dorchester	13,885	12,543	14,545	15,354	14,281
Somerset	10,743	11,462	13,867	15,857	15,018
Wicomico	44,376	43,096	47,802	48,775	46,974
Worcester	29,434	30,457	30,475	30,575	29,790
District 3					
Caroline	9,478	8,557	9,183	9,876	10,229
Cecil	38,533	47,897	44,222	40,570	39,953
Kent	7,670	7,653	7,619	7,258	7,325
Queen Anne's	18,290	18,264	19,023	17,931	15,020
Talbot	16,982	14,355	15,264	16,731	16,799
District 4					
Calvert	21,696	19,879	19,615	18,971	19,654
Charles	35,059	31,675	39,135	40,043	39,699
St. Mary's	27,597	24,445	24,377	30,387	29,418
District 5					
Prince George's	347,495	359,139	369,707	374,704	371,043
District 6					
Montgomery	224,709	219,826	216,508	228,252	234,238
District 7					
Anne Arundel	137,525	145,507	156,851	165,337	162,912
District 8					
Baltimore	298,983	321,137	329,123	325,672	336,115
District 9					
Harford	51,656	55,207	54,850	55,461	59,976
District 10					
Carroll	33,295	29,279	32,244	36,268	38,330
Howard	83,821	88,371	95,091	86,451	81,410
District 11					
Frederick	49,627	49,459	53,247	49,975	46,110
Washington	37,073	36,458	40,777	39,877	38,811
District 12					
Allegany	18,341	18,243	19,913	20,299	19,366
Garrett	12,709	11,931	11,111	11,830	11,857
STATE	1,952,387	1,980,337	2,054,049	2,170,160	2,106,139

TABLE DC-4
MOTOR VEHICLE, CRIMINAL, AND CIVIL CASES FILED AND PROCESSED IN THE DISTRICT COURT OF MARYLAND
JULY 1, 1999—JUNE 30, 2000
FISCAL YEAR 2000

	<i>Motor Vehicle Cases</i>					<i>Criminal Cases</i>			<i>Civil Cases</i>						<i>Total Cases Filed</i>
	<i>Cases Filed</i>	<i>Cases Tried</i>	<i>Cases Paid w/o Trial</i>	<i>Other Dispositions</i>	<i>Total Cases Processed</i>	<i>Cases Filed</i>	<i>Cases Processed</i>	<i>Landlord and Tenant</i>		<i>Contract and Tort</i>		<i>Other Complaints Filed</i>	<i>Total</i>		
								<i>Filed</i>	<i>Contested</i>	<i>Filed</i>	<i>Contested</i>		<i>Filed</i>	<i>Contested</i>	
DISTRICT 1	105,819	49,411	58,605	14,882	122,898	80,589	85,531	163,142	27,507	44,233	13,073	6,007	213,382	40,580	399,790
Baltimore City	105,819	49,411	58,605	14,882	122,898	80,589	85,531	163,142	27,507	44,233	13,073	6,007	213,382	40,580	399,790
DISTRICT 2	72,556	12,879	48,986	10,061	71,926	9,821	10,583	11,573	1,063	10,473	1,300	1,508	23,554	2,363	105,931
Dorchester	8,955	2,219	6,044	742	9,005	1,215	1,401	1,456	186	2,051	186	368	3,875	372	14,045
Somerset	12,926	1,109	9,658	1,114	11,881	1,033	1,090	870	86	1,034	119	143	2,047	205	16,006
Wicomico	28,298	5,782	19,543	4,307	29,632	3,226	3,479	8,302	667	4,950	550	611	13,863	1,217	45,387
Worcester	22,377	3,769	13,741	3,898	21,408	4,347	4,613	945	124	2,438	445	386	3,769	569	30,493
DISTRICT 3	71,440	15,032	46,809	6,677	68,518	7,357	7,819	5,365	524	6,759	1,213	865	12,989	1,737	91,786
Caroline	6,785	1,725	4,048	810	6,583	1,208	1,431	781	52	1,307	165	127	2,215	217	10,208
Cecil	34,521	4,936	23,990	2,678	31,604	2,877	3,010	3,185	281	1,829	375	325	5,339	656	42,737
Kent	5,799	1,156	3,669	492	5,317	678	632	368	62	922	103	86	1,376	165	7,853
Queen Anne's	11,485	3,057	7,525	1,639	12,221	1,203	1,260	317	43	1,099	262	123	1,539	305	14,227
Talbot	12,850	4,158	7,577	1,058	12,793	1,391	1,486	714	86	1,602	308	204	2,520	394	16,761
DISTRICT 4	66,074	13,755	37,281	13,421	64,457	9,863	8,953	7,206	477	7,122	1,465	1,033	15,361	1,942	91,298
Calvert	15,904	3,728	7,588	2,714	14,030	2,828	2,505	778	78	2,121	410	220	3,119	488	21,851
Charles	27,115	8,191	16,422	4,013	28,626	4,365	3,992	3,258	256	3,303	681	520	7,081	937	38,561
St. Mary's	23,055	1,836	13,271	6,694	21,801	2,670	2,456	3,170	143	1,698	374	293	5,161	517	30,886
DISTRICT 5	180,486	48,778	81,864	34,268	164,910	24,741	24,991	139,442	8,626	37,107	7,723	4,593	181,142	16,349	386,369
Prince George's	180,486	48,778	81,864	34,268	164,910	24,741	24,991	139,442	8,626	37,107	7,723	4,593	181,142	16,349	386,369
DISTRICT 6	143,965	42,859	81,039	16,447	140,345	13,136	16,424	45,041	1,786	28,090	6,499	4,338	77,469	8,285	234,570
Montgomery	143,965	42,859	81,039	16,447	140,345	13,136	16,424	45,041	1,786	28,090	6,499	4,338	77,469	8,285	234,570
DISTRICT 7	107,383	34,420	55,510	17,253	107,183	13,996	14,556	26,009	700	12,833	3,839	2,331	41,173	4,539	162,552
Anne Arundel	107,383	34,420	55,510	17,253	107,183	13,996	14,556	26,009	700	12,833	3,839	2,331	41,173	4,539	162,552
DISTRICT 8	161,097	64,551	75,881	16,422	156,854	21,076	23,682	118,376	1,385	31,283	9,062	5,920	155,579	10,447	337,752
Baltimore	161,097	64,551	75,881	16,422	156,854	21,076	23,682	118,376	1,385	31,283	9,062	5,920	155,579	10,447	337,752
DISTRICT 9	39,858	12,925	22,402	3,244	38,571	4,229	4,374	10,464	352	5,400	1,250	1,167	17,031	1,602	61,118
Harford	39,858	12,925	22,402	3,244	38,571	4,229	4,374	10,464	352	5,400	1,250	1,167	17,031	1,602	61,118
DISTRICT 10	86,040	28,707	50,015	8,816	87,538	7,523	8,186	14,391	564	8,249	2,061	1,376	24,016	2,625	117,579
Carroll	29,932	9,898	16,035	2,879	28,812	3,478	3,570	2,213	184	3,149	642	586	5,948	826	39,358
Howard	56,108	18,809	33,980	5,937	58,726	4,045	4,616	12,178	380	5,100	1,419	790	18,068	1,799	78,221
DISTRICT 11	56,534	12,960	34,702	7,688	55,350	7,761	8,079	11,305	709	8,907	1,549	1,280	21,492	2,258	85,787
Frederick	31,472	8,169	18,952	4,519	31,640	3,714	3,962	5,380	254	4,489	941	639	10,508	1,195	45,694
Washington	25,062	4,791	15,750	3,169	23,710	4,047	4,117	5,925	455	4,418	608	641	10,984	1,063	40,093
DISTRICT 12	23,251	3,541	15,920	2,651	22,112	4,550	4,552	1,000	293	3,345	454	214	4,559	747	32,360
Allegany	12,244	2,514	7,820	1,820	12,154	3,451	3,577	914	268	2,566	327	155	3,635	595	19,330
Garrett	11,007	1,027	8,100	831	9,958	1,099	975	86	25	779	127	59	924	152	13,030
STATE	1,114,503	339,818	609,014	151,830	1,100,662	204,642	217,730	553,314	43,986	203,801	49,488	30,632	787,747	93,474	2,106,892

TABLE DC-7					
FIVE-YEAR COMPARATIVE TABLE					
MOTOR VEHICLE CASES PROCESSED					
IN THE DISTRICT COURT OF MARYLAND					
FISCAL 1996 – FISCAL 2000					
	1995-96	1996-97	1997-98	1998-99	1999-00
District 1					
Baltimore City	87,678	75,490	75,994	157,668	122,898
District 2					
Dorchester	8,221	7,194	8,763	10,539	9,005
Somerset	8,312	8,575	10,748	12,608	11,881
Wicomico	29,237	27,489	31,503	32,445	29,632
Worcester	22,103	22,046	21,851	21,751	21,408
District 3					
Caroline	5,998	4,889	5,593	6,289	6,583
Cecil	31,072	40,034	36,292	32,624	31,604
Kent	5,585	5,629	5,401	5,266	5,317
Queen Anne's	15,671	15,604	16,155	15,095	12,221
Talbot	12,931	10,268	11,210	12,970	12,793
District 4					
Calvert	16,629	14,587	14,033	13,734	14,030
Charles	24,388	21,052	27,463	28,486	28,626
St. Mary's	19,988	16,479	16,493	22,638	21,801
District 5					
Prince George's	128,919	144,457	143,709	159,235	164,910
District 6					
Montgomery	120,021	117,826	115,895	133,968	140,345
District 7					
Anne Arundel	82,376	87,510	96,376	108,025	107,183
District 8					
Baltimore	134,794	146,756	157,511	153,497	156,854
District 9					
Harford	31,916	34,127	33,319	35,108	38,571
District 10					
Carroll	24,722	20,119	23,203	27,400	28,812
Howard	61,978	65,071	70,936	63,164	58,726
District 11					
Frederick	34,867	34,197	36,674	35,245	31,640
Washington	22,721	21,456	24,599	23,948	23,710
District 12					
Allegany	11,795	11,599	13,030	13,343	12,154
Garrett	10,797	9,868	8,958	9,910	9,958
STATE	952,719	962,322	1,005,709	1,134,956	1,100,662

TABLE DC-8					
FIVE-YEAR COMPARATIVE TABLE					
CRIMINAL CASES BY THE NUMBER OF DEFENDANTS CHARGED					
PROCESSED IN THE DISTRICT COURT OF MARYLAND					
FISCAL 1996 – FISCAL 2000					
	1995-96	1996-97	1997-98	1998-99	1999-00
District 1					
Baltimore City	64,221	70,675	85,532	97,584	85,531
District 2					
Dorchester	1,608	1,687	1,415	1,399	1,401
Somerset	791	761	820	981	1,090
Wicomico	3,568	3,369	3,073	2,824	3,479
Worcester	3,042	3,936	4,764	4,961	4,613
District 3					
Caroline	1,172	1,545	1,293	1,363	1,431
Cecil	2,633	2,990	2,569	2,733	3,010
Kent	588	703	637	615	632
Queen Anne's	929	1,015	1,055	1,161	1,260
Talbot	1,411	1,615	1,445	1,511	1,486
District 4					
Calvert	2,021	2,073	2,262	2,312	2,505
Charles	3,280	3,117	3,787	3,964	3,992
St. Mary's	2,491	2,805	2,749	2,747	2,456
District 5					
Prince George's	24,999	23,391	26,223	25,801	24,991
District 6					
Montgomery	12,741	12,823	12,563	14,592	16,424
District 7					
Anne Arundel	10,322	11,894	14,084	14,941	14,556
District 8					
Baltimore	20,157	21,992	25,188	24,161	23,682
District 9					
Harford	3,827	4,412	4,373	4,598	4,374
District 10					
Carroll	2,567	2,759	2,796	2,968	3,570
Howard	4,914	4,439	4,506	4,293	4,616
District 11					
Frederick	3,570	3,487	3,987	3,955	3,962
Washington	3,236	3,815	4,047	3,905	4,117
District 12					
Allegany	2,954	3,197	3,459	3,429	3,577
Garrett	1,050	1,208	1,239	1,110	975
STATE	178,092	189,708	213,866	227,908	217,730

TABLE DC-9
FIVE-YEAR COMPARATIVE TABLE
CIVIL CASES FILED
IN THE DISTRICT COURT OF MARYLAND
FISCAL 1996 – FISCAL 2000

	1995-96	1996-97	1997-98	1998-99	1999-00
District 1					
Baltimore City	231,511	229,332	227,974	228,454	213,382
District 2					
Dorchester	4,056	3,662	4,367	3,416	3,875
Somerset	1,640	2,126	2,299	2,268	2,047
Wicomico	11,571	12,238	13,226	13,506	13,863
Worcester	4,289	4,475	3,860	3,863	3,769
District 3					
Caroline	2,308	2,123	2,297	2,224	2,215
Cecil	4,828	4,873	5,361	5,213	5,339
Kent	1,497	1,321	1,581	1,377	1,376
Queen Anne's	1,690	1,645	1,813	1,675	1,539
Talbot	2,640	2,472	2,609	2,250	2,520
District 4					
Calvert	3,046	3,219	3,320	2,925	3,119
Charles	7,391	7,506	7,885	7,593	7,081
St. Mary's	5,118	5,161	5,135	5,002	5,161
District 5					
Prince George's	193,577	191,291	199,775	189,668	181,142
District 6					
Montgomery	91,947	89,177	88,050	79,692	77,469
District 7					
Anne Arundel	44,827	46,103	46,391	42,371	41,173
District 8					
Baltimore	144,032	152,389	146,424	148,014	155,579
District 9					
Harford	15,913	16,668	17,158	15,755	17,031
District 10					
Carroll	6,006	6,401	6,245	5,900	5,948
Howard	16,929	18,861	19,649	18,994	18,068
District 11					
Frederick	11,190	11,775	12,586	10,775	10,508
Washington	11,116	11,187	12,131	12,024	10,984
District 12					
Allegany	3,592	3,447	3,424	3,527	3,635
Garrett	862	855	914	810	924
STATE	821,576	828,307	834,474	807,296	787,747

TABLE DC-10
FIVE-YEAR COMPARATIVE TABLE
DRIVING WHILE INTOXICATED CASES RECEIVED BY
THE DISTRICT COURT OF MARYLAND
FISCAL 1996 – FISCAL 2000

	1995-96	1996-97	1997-98	1998-99	1999-00	% Change
District 1						
Baltimore City	1,697	1,531	1,467	1,441	1,268	-12.0
District 2						
Dorchester	213	224	240	251	178	-29.1
Somerset	152	168	158	192	243	26.6
Wicomico	559	572	565	675	631	-6.5
Worcester	891	834	1,018	1,009	977	-3.2
District 3						
Caroline	191	206	196	207	222	7.2
Cecil	969	1,157	1,030	967	1,007	4.1
Kent	173	216	178	164	185	12.8
Queen Anne's	333	403	434	456	398	-12.7
Talbot	320	306	268	347	329	-5.2
District 4						
Calvert	656	603	613	666	1,009	51.5
Charles	802	713	878	1,172	1,229	4.9
St. Mary's	1,223	1,263	1,250	1,416	1,554	9.7
District 5						
Prince George's	4,325	4,561	4,708	5,452	4,827	-11.5
District 6						
Montgomery	4,042	5,317	6,013	7,086	7,329	3.4
District 7						
Anne Arundel	6,164	6,230	6,196	6,534	7,150	9.4
District 8						
Baltimore	2,734	2,683	2,948	2,958	3,043	2.9
District 9						
Harford	1,152	1,157	1,151	1,213	1,417	16.8
District 10						
Carroll	631	586	694	1,037	1,051	1.4
Howard	1,539	1,669	1,447	1,498	1,564	4.4
District 11						
Frederick	1,529	1,488	1,541	1,397	1,335	-4.4
Washington	907	730	684	743	792	6.6
District 12						
Allegany	492	509	456	517	456	-11.8
Garrett	204	235	209	260	269	3.5
STATE	31,898	33,361	34,342	37,658	38,463	2.1

TABLE DC-12
FIVE-YEAR COMPARATIVE TABLE
EMERGENCY EVALUATION AND DOMESTIC ABUSE HEARINGS
HELD IN THE DISTRICT COURT OF MARYLAND
FISCAL 1996 – FISCAL 2000

	<i>Emergency Evaluation</i>					<i>Domestic Abuse</i>				
	1995-96	1996-97	1997-98	1998-99	1999-00	1995-96	1996-97	1997-98	1998-99	1999-00
District 1										
Baltimore City	465	593	448	631	586	3,648	3,907	4,150	3,925	3,510
District 2										
Dorchester	25	25	9	13	20	114	117	105	119	122
Somerset	1	1	1	3	2	40	35	25	24	43
Wicomico	55	62	87	54	65	536	465	515	542	512
Worcester	7	29	12	22	14	123	121	155	164	202
District 3										
Caroline	4	0	2	3	7	88	59	76	106	88
Cecil	50	32	42	34	32	312	243	322	310	347
Kent	5	0	4	4	4	23	25	23	29	38
Queen Anne's	6	13	19	14	7	69	88	92	106	123
Talbot	2	4	1	4	7	33	61	76	70	94
District 4										
Calvert	24	14	10	13	14	133	156	178	166	182
Charles	47	44	58	54	60	204	240	265	232	310
St. Mary's	34	28	39	44	39	190	165	192	167	203
District 5										
Prince George's	457	345	358	386	384	3,228	3,485	3,607	3,317	3,410
District 6										
Montgomery	453	443	519	408	433	1,008	1,109	1,287	1,271	1,250
District 7										
Anne Arundel	230	242	279	298	288	1,332	1,632	1,696	1,676	1,743
District 8										
Baltimore	517	492	473	447	493	2,475	2,847	3,018	2,807	3,169
District 9										
Harford	56	54	57	53	53	373	400	375	364	446
District 10										
Carroll	25	44	26	34	31	152	206	225	306	321
Howard	64	64	89	108	90	278	332	337	355	416
District 11										
Frederick	50	55	68	57	69	387	447	475	479	498
Washington	47	64	1	62	75	403	504	510	586	665
District 12										
Allegany	49	22	23	30	29	245	277	280	262	277
Garrett	6	5	7	10	18	98	99	93	106	109
STATE	2,679	2,675	2,632	2,786	2,820	15,492	17,020	18,077	17,489	18,078