



Administrative Office of the Courts

Operations Division

Amendment #2 Request for Proposals Project # K20-0072-82 Allegany County District Court Security Upgrade

This Amendment is being issued to amend and clarify certain information contained in the above-named RFP. All information contained herein is binding on all Offerors who respond to this RFP. Specific parts of the RFP have been amended. The following changes/additions are listed below; new language has been underlined (ex. new language) and language deleted has been marked with a strikethrough (ex. ~~language deleted~~).

1. Include the following in Section 2, Statement of Work:

Dome Cameras are the preferred model for all cameras.

New wiring is not required for HID card readers. Although it is also the District Court's understanding per the manufacturer that wiring must be replaced with twisted pair cabling to support our HID card types. The existing system uses 6 conductor 22-gauge cabling.

Add one additional HID card reader to the original proposal bringing the total count to 19. The additional HID card reader will be placed on an existing pedestal leading to the sally port.

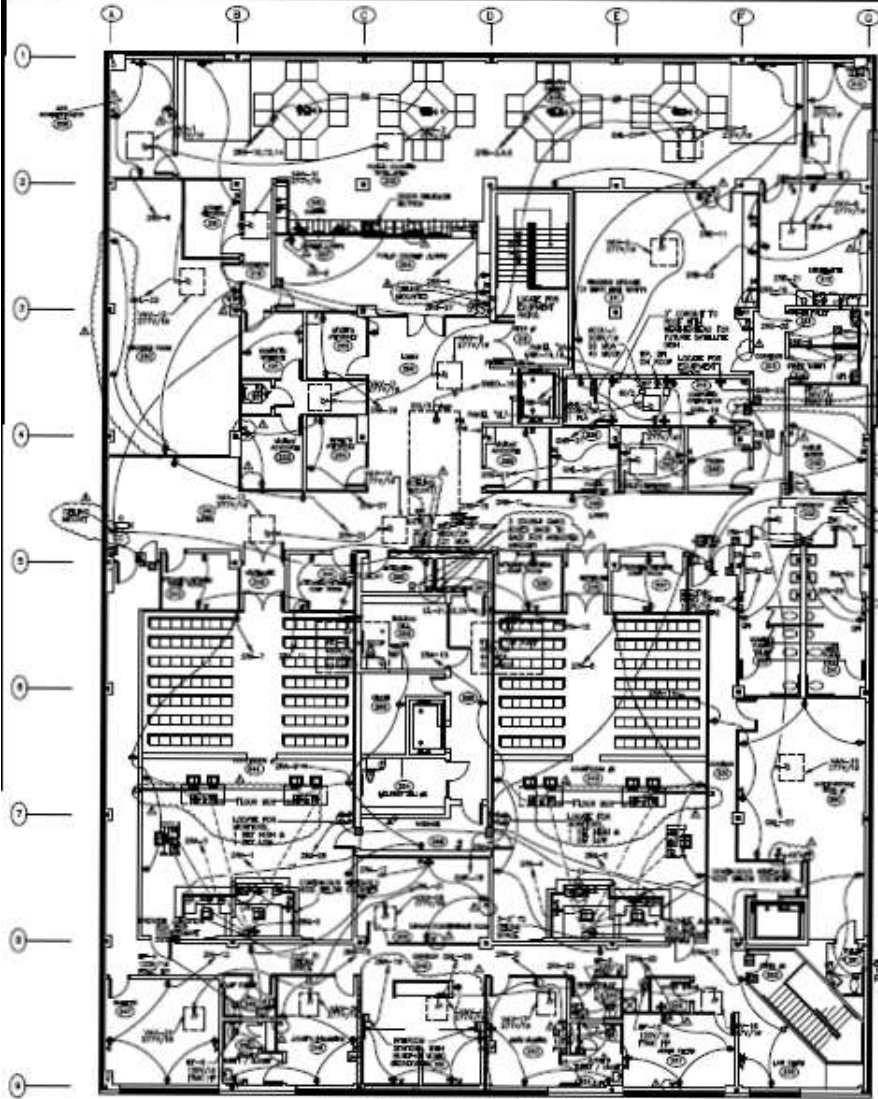
All work on site must be up to code. This includes the Access Control Doors. Any additional hardware required to meet code must be explicitly mentioned in the RFP.

The video system will record on motion and will also have the capability to record continuously.

The following lists the number, size and location of monitors required.

- a. LCD monitor in the Lobby will remain in place and be re-used.
- b. Monitor/Workstation in the NVR closet will be 32".
- c. Monitor above the Bailiffs will be 40", replacing the existing CRT.

2. Include the following drawings:



FORWARD OFFICES 1
 SHALL BE THE ONLY
 OFFICES ON THIS FLOOR
 APPROVED BY THE
 CITY OF CHICAGO
 ON 10/10/11
 CONTRACTOR SHALL
 BE RESPONSIBLE FOR
 THE WORK ON THIS FLOOR
 SEE FLOOR ABOVE FOR
 DETAILS

SEE FLOOR ABOVE FOR
 DETAILS OF THE
 ELECTRICAL SYSTEM
 ON THIS FLOOR
 SEE FLOOR ABOVE FOR
 DETAILS

BILLING ASSOCIATES, INC. - ARCHITECTS PLANNERS
 100 SOUTH STATE STREET, SUITE 1700
 CHICAGO, ILL. 60605
 TEL: (312) 467-1100
 FAX: (312) 467-1101
 WWW: BILLINGASSOCIATES.COM



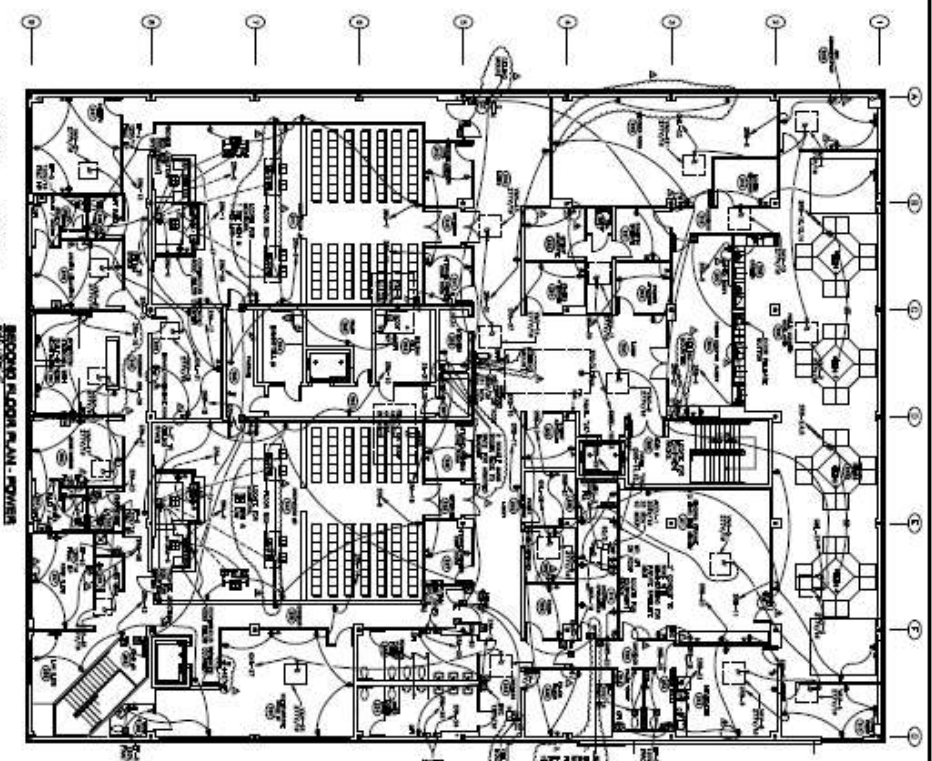
R.L. EDWARDS GROUP, INC.
 1 East Second Street
 Peoria, IL 61602
 TEL: (309) 696-4100
 FAX: (309) 696-4101
 WWW: RLEDWARDS.COM

SECOND FLOOR PLAN - POWER

DATE: 10/10/11
 DRAWN BY: [Name]
 CHECKED BY: [Name]

ELECTRICAL LEGEND AND ABBREVIATIONS

- 1. SYMBOLS TO BE USED FOR ELECTRICAL WORK
- 2. LIGHT FIXTURES - SEE LIST OF LIGHT FIXTURES
- 3. SWITCHES - SEE LIST OF SWITCHES
- 4. RECEPTACLES - SEE LIST OF RECEPTACLES
- 5. PANELS - SEE LIST OF PANELS
- 6. TRANSFORMERS - SEE LIST OF TRANSFORMERS
- 7. MOTORS - SEE LIST OF MOTORS
- 8. CONDUITS - SEE LIST OF CONDUITS
- 9. TRAYS - SEE LIST OF TRAYS
- 10. CABLES - SEE LIST OF CABLES
- 11. WIRING - SEE LIST OF WIRING
- 12. ETC.



SECOND FLOOR PLAN - POWER

CONNECTIONS

DATE: 11/15/78

BY: [Signature]

PROJECT: [Project Name]

NO. OF SHEETS: 12

SHEET NO.: 11

SCALE: AS SHOWN

NO.	DESCRIPTION	QTY	UNIT
1
2
3
4
5
6
7
8
9
10
11
12
13
14
15
16
17
18
19
20
21
22
23
24
25
26
27
28
29
30
31
32
33
34
35
36
37
38
39
40
41
42
43
44
45
46
47
48
49
50

ABBREVIATIONS

DATE: 11/15/78

BY: [Signature]

PROJECT: [Project Name]

NO. OF SHEETS: 12

SHEET NO.: 11

SCALE: AS SHOWN

NO.	DESCRIPTION	QTY	UNIT
1
2
3
4
5
6
7
8
9
10
11
12
13
14
15
16
17
18
19
20
21
22
23
24
25
26
27
28
29
30
31
32
33
34
35
36
37
38
39
40
41
42
43
44
45
46
47
48
49
50

SECOND FLOOR PLAN - POWER

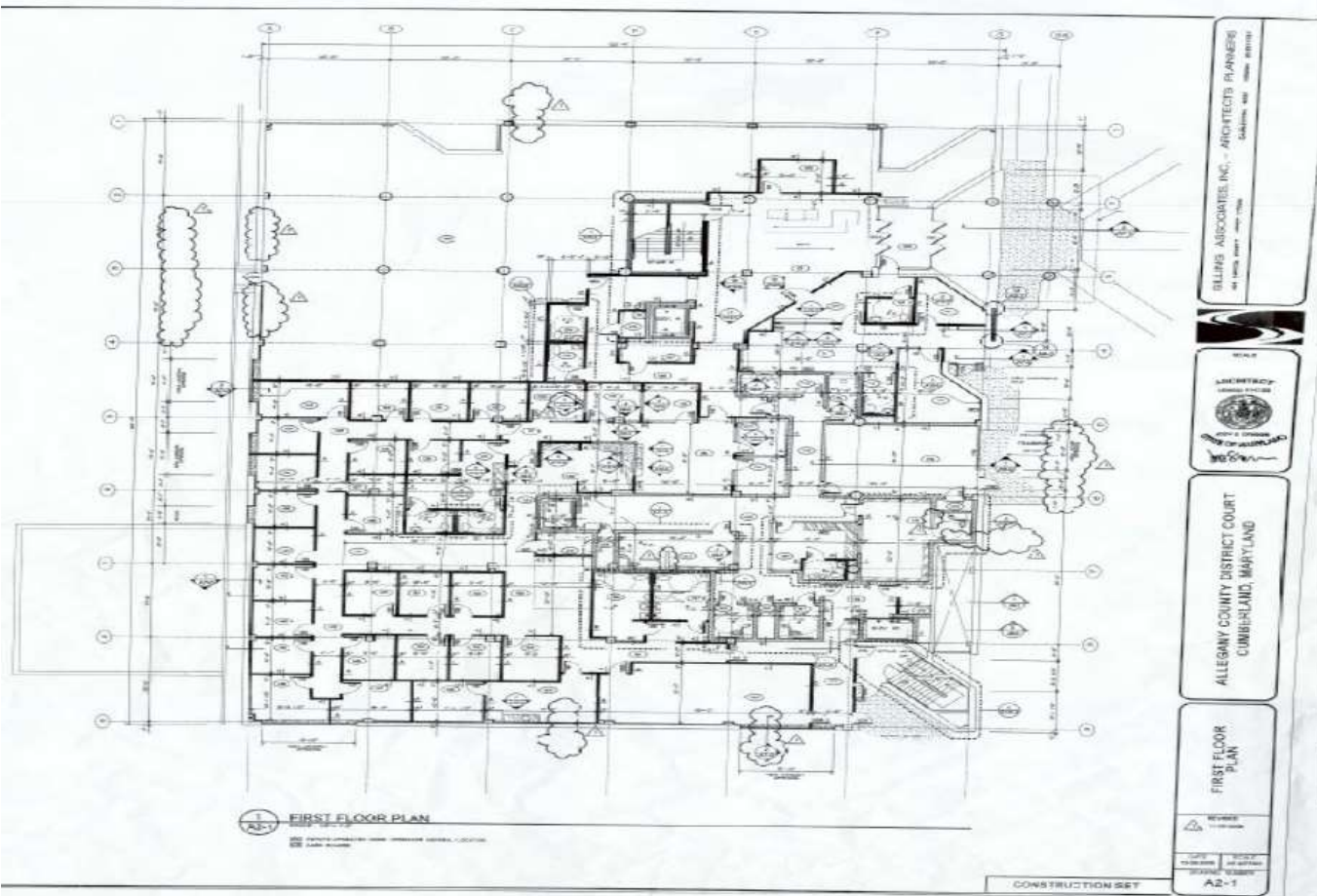
DATE: 11/15/78

BY: [Signature]

BILLING ASSOCIATES, INC. - ARCHITECTS PLANNERS

100 CAPITAL CENTER DRIVE, SUITE 1000, WASHINGTON, D.C. 20004

TELEPHONE: (202) 462-1111



Issued by: Christos Bazekis
 Procurement Officer
 February 26, 2020