

COVID-19 Statistical Document #7

Phase V

(October 2021-December 2021)

Judicial Case Activity

May 2022



Contents

Introduction 1

Document Overview..... 2

 Statewide and County Case Filings..... 2

 Data by Case Category..... 2

 Case Category Data Elements 2

 Problem-Solving Courts (PSC)..... 4

Circuit Court - Original Case Filings..... 5

 Table 1: Circuit Court Original Case Filings — By Case Category, October-December 2020 and 2021 . 5

 Table 2: Circuit Court Original Case Filings — By County, October-December 2020 and 2021 6

 Table 3: Circuit Court Civil Original Case Filings — By County, October-December 2020 and 2021 7

 Table 5: Circuit Court Juvenile Original Case Filings — By County, October-December 2020 and 2021 9

 Table 6: Circuit Court Criminal Original Case Filings — By County, October-December 2020 and 2021 10

Circuit Court Domestic Violence Case Activity 11

 Table 7: Circuit Court Domestic Violence Original Case Filings, Protective Orders by Type*, and Hearings Held/Concluded October-December 2020 and 2021..... 11

 Figure 1: Monthly Circuit Court Domestic Violence Original Case Filings for Protective Orders, 2020 and 2021 12

 Figure 2: Monthly Circuit Court Protective Orders Issued, 2020 and 2021 13

 Figure 3: Monthly Circuit Court Domestic Violence Hearings Held/Concluded, 2020 and 2021..... 14

Circuit Court Civil Case Activity 15

 Table 8: Circuit Court Original Civil Case Filings and Hearings Held/Concluded October-December 2020 and 2021 15

 Figure 4: Monthly Circuit Court Original Case Filings — Case Category: Civil, 2020 and 2021..... 16

 Figure 5: Monthly Circuit Court Original Case Filings — Case Type: Foreclosure (Non-Commercial), 2020 and 2021 17

 Figure 6: Monthly Circuit Court Civil Hearings Held/Concluded, 2020 and 2021 18

Circuit Court Civil-Family Case Activity 19

 Table 9: Circuit Court Civil-Family Original Case Filings, Hearings Held/Concluded, October-December 2020 and 2021 19

 Figure 7: Monthly Circuit Court Original Case Filings — Case Category: Civil-Family, 2020 and 2021 20

 Figure 8: Monthly Circuit Court Original Case Filings — Case Type: Child Custody (Versus), 2020 and 2021 21

Figure 9: Monthly Circuit Court Original Case Filings — Case Type: Child Support (Agency), 2020 and 2021 22

Figure 10: Monthly Circuit Court Original Case Filings — Case Type: Divorce (Absolute), 2020 and 2021 23

Figure 11: Monthly Circuit Court Original Case Filings — Case Type: Divorce (Limited), 2020 and 2021 24

Figure 12: Monthly Circuit Court Civil-Family Hearings Held/Concluded, 2020 and 2021 25

Figure 13: Monthly Circuit Court Divorce Hearings Held/Concluded — Contested, 2020 and 2021 26

Figure 14: Monthly Circuit Court Divorce Hearings Held/Concluded — Uncontested, 2020 and 2021 27

Circuit Court Juvenile Case Activity 28

Table 10: Circuit Court Juvenile Original Case Filings, Hearings Held/Concluded, October-December 2020 and 2021 28

Figure 15: Monthly Circuit Court Original Case Filings — Case Category: Juvenile, 2020 and 2021 29

Figure 16: Monthly Circuit Court Juvenile Hearings Held/Concluded, 2020 and 2021 30

Figure 17: Monthly Circuit Court Child in Need of Assistance (CINA) Hearings Held/Concluded 2020 and 2021 31

Circuit Court Criminal Case Activity 32

Table 11: Circuit Court Criminal Case Activity — Case Filings, Pleas, Hearings Held/Concluded and Dispositions October-December 2020 and 2021 32

Figure 18: Monthly Circuit Court Original Case Filings — Case Category: Criminal, 2020 and 2021 ... 33

Figure 19: Monthly Circuit Court — Criminal Pleas (Total Charges Pled), 2020 and 2021 34

Figure 20: Monthly Circuit Court — Criminal Pleas (Unique Cases), 2020 and 2021 35

Figure 21: Monthly Circuit Court Criminal Hearings Held/Concluded, 2020 and 2021 36

Figure 22: Monthly Circuit Court Bail Review Hearings Held/Concluded, 2020 and 2021 37

Figure 23: Monthly Circuit Court — Criminal Dispositions (Charges), 2020 and 2021 38

Figure 24: Monthly Circuit Court — Criminal Dispositions (Cases), 2020 and 2021 39

District Court - Original Case Filings 40

Table 12: District Court Original Case Filings — By Case Category*, October-December 2020 and 2021 40

Table 13: District Court Total Original Case Filings — By County, October-December 2020 and 2021 41

Table 14: District Court Civil Original Case Filings — By County, October-December 2020 and 2021 42

Table 15: District Court Motor Vehicle Original Case Filings — By County, October-December 2020 and 2021..... 43

Table 16: District Court Landlord-Tenant Original Case Filings — By County, October-December 2020 and 2021..... 44

Table 17: District Court Criminal Original Case Filings — By County, October-December 2020 and 2021..... 45

District Court Domestic Violence Case Activity 46

 Protective Orders 46

 Table 18: District Court Domestic Original Case Filings, Protective Orders* by Order Type and Hearings Held/Concluded, October-December 2020 and 2021..... 46

 Figure 25: Monthly District Court Domestic Violence Original Case Filings for Protective Orders 2020 and 2021..... 47

 Figure 26: Monthly Total District Court Domestic Violence Protective Orders, 2020 and 2021 48

 Figure 27: Monthly District Court Domestic Violence Protective Order Hearings Held/Concluded, 2020 and 2021 49

 Extreme Risk Protective Orders (ERPO) 50

 Table 19: District Court ERPO* Original Case Filings, ERPOs by Order Type and Hearings Held/Concluded, October-December 2020 and 2021..... 50

 Figure 28: Monthly District Court ERPO Original Case Filings, 2020 and 2021 51

 Figure 29: Monthly Total District Court ERPOs, 2020 and 2021 52

 Figure 30: Monthly District Court ERPO Hearings Held/Concluded, 2020 and 2021..... 53

 Peace Orders 54

 Table 20: District Court Peace Order* Original Case Filings, Peace Orders by Order Type and Hearings Held/Concluded, October-December 2020 and 2021..... 54

 Figure 31: Monthly District Court Peace Order Original Case Filings, 2020 and 2021..... 55

 Figure 32: Monthly Total District Court Peace Orders, 2020 and 2021 56

 Figure 33: Monthly District Court Peace Order Hearings Held/Concluded, 2020 and 2021..... 57

District Court Civil Case Activity 58

 Table 21: District Court Original Civil Case Filings and Hearings Held/Concluded, October-December 2020 and 2021..... 58

 Figure 34: District Court Civil Case Filings, 2020 and 2021 59

 Figure 35: District Court Civil Hearings Held/Concluded 2020 and 2021..... 60

 Figure 36: District Court Emergency Evaluations Filed, 2020 and 2021 61

 Figure 37: District Court Emergency Evaluations Granted, 2020 and 2021..... 62

District Court Criminal Case Activity..... 63

Table 22: District Court Original Criminal Case Filings, Hearings Held/Concluded, Pleas and Dispositions October-December 2020 and 2021..... 63

Figure 38: District Court Criminal Cases Filed 2020 and 2021 64

Figure 39: District Court Criminal Pleas, 2020 and 2021..... 65

Figure 40: District Court Criminal Hearings Held/Concluded 2020 and 2021..... 66

Figure 41: District Court Criminal Bail Review Hearings 2020 and 2021..... 67

Figure 42: District Court Criminal Dispositions 2020 and 2021..... 68

Figure 43: District Court Criminal Trial Dispositions, 2020 and 2021..... 69

Figure 44: District Court Criminal Non-Trial Dispositions 2020 and 2021..... 70

District Court Motor Vehicle Case Activity..... 71

Table 23: District Court Motor Vehicle Cases Filed, Hearings Held/Concluded and Dispositions October-December 2020 and 2021..... 71

Figure 45: District Court Motor Vehicle Cases Filed, 2020 and 2021..... 72

Figure 46: District Court Motor Vehicle Case Pleas, 2020 and 2021..... 73

Figure 47: District Court Motor Vehicle Hearings Held/Concluded, 2020 and 2021 74

Figure 48: District Court Motor Vehicle Bail Review Hearings, 2020 and 2021 75

Figure 49: District Court Motor Vehicle Dispositions, 2020 and 2021 76

Problem-Solving Court Activity 77

Table 24: Problem-Solving Court (PSC) Hearings, Number of Participants in Attendance October-December 2020 and 2021 77

Figure 50: Problem-Solving Court (PSC) Hearings, Number of Participants in Attendance 2020, and 2021..... 78

Long-term Case Activity Tracker – March 2019 to December 2021..... 79

Figure 51: Circuit Court Case Monthly Original Filings by Category – March 2019-December 2021..... 79

Figure 52: District Court Case Monthly Original Filings by Category – March 2019-December 2021..... 80

Appendices 81

Appendix A: COVID 19 Timeline 81

Appendix B: COVID Administrative Orders*(Active) 81

Appendix C: Judicial Operations by Court and Phase..... 83

Phase I: March 16, 2020-June 5, 2020 83

 District Court 83

 District Court Commissioners..... 83

 Circuit Courts..... 83

Court of Special Appeals..... 83

Court of Appeals..... 83

Phase II: June 5, 2020-July 19, 2020 and December 22, 2020-March 14, 2021..... 84

 District Court 84

 District Court Commissioners..... 84

 Circuit Courts..... 84

 Court of Special Appeals..... 86

 Court of Appeals..... 86

Phase III: July 20, 2020-August 30, 2020, November 16, 2020-November 29, 2020 and
December 29, 2021-March 6, 2022..... 86

 District Court 86

 Circuit Courts..... 87

 Court of Special Appeals..... 88

 Court of Appeals..... 88

Phase IV: August 31, 2020-November 15, 2020 and March 15, 2021-April 25, 2021..... 88

 District Court 88

 Civil 88

 District Court Commissioners..... 88

 Circuit Courts..... 89

 Court of Special Appeals..... 89

 Court of Appeals..... 89

Phase V: April 26, 2021-December 28, 2021 and beginning March 7, 2022..... 89

Introduction

On March 7, 2022, under Chief Judge Getty's March 1, 2022 [Fifth Amended Administrative Order Expanding Statewide Judiciary Operations in Light of the COVID-19 Emergency](#) and in response to the state's improved health metrics regarding COVID-19 cases continuing to decline, the Maryland Judiciary returned to Phase V of its progressive reopening plan. Shortly thereafter, on March 28th, Chief Judge Getty issued an [administrative order](#) lifting the COVID health emergency as it pertains to the Maryland Judiciary. Preceding the March 2022 orders, due to the surge in Maryland of COVID-19 cases as a result of the Omicron variant, the Judiciary re-entered Phase III on December 29, 2021 under Chief Judge Getty's December 27, 2021 [Interim Administrative Order Restricting Statewide Judiciary Operations in Light of the Omicron Variant of the COVID-19 Emergency](#).

On April 26, 2021 the Maryland Judiciary transitioned from Phase IV to Phase V of the Judiciary's Coronavirus phased reopening plan, and courts resumed full operations. Before the resumption of full operations on April 26, 2021, the Judiciary had transitioned from Phase II (second wave) to Phase IV on March 15, 2021. Phase II operational guidelines were resumed on November 30, 2020 in response to a second wave (Delta variant) of COVID-19 cases in Maryland, and consistent with guidance from the Center for Disease Control (CDC). Before the second wave of Phase II, the Judiciary had successfully moved from Phase I through IV of the [Judiciary's Phased Reopening Plan](#) and briefly re-entered Phase III from November 16, 2020 to November 30, 2020.

The Judiciary previously produced statistical documents on judicial activities during prior time periods:

- Report 1. March 2020-May 2020 (Phase I operations),
- Report 2. June 2020-July 2020 (Phase II operations),
- Report 3. August 2020-October 2020 (Phases III and IV operations),
- Report 4. November 2020-January 2021 (Phase II, III, and IV operations),
- Report 5. February 2021-June 2021 (Phase II, IV, and V operations), and
- Report 6. July 2021-September 2021 (Phase V operations)

This report (Report 7) provides an update on activities during subsequent COVID operational phases. The purpose of this document is to provide a statistical record of select judicial operations during the months of October 2021 through December 2021, during which the Judiciary operated under the Phase V (fully operational) environment, but still subject to social distancing and health screening for courthouse entry. Data from the same time period in 2020 (Phase, II, III, and IV) is provided for statistical comparison. All previous COVID-19 Statistical Documents can be found on the Judiciary's [website](#)¹. Please see [Appendix C](#) for a description of judicial operations under Phases I-V.

¹ <https://mdcourts.gov/courtoperations/covid19>

Document Overview

Statewide and County Case Filings

This report provides monthly circuit court and District Court original case filing statistics for October 2021 through December 2021 and October 2020 through December 2020. Case filing data is further organized by:

- Case category (statewide totals)
- Civil filings (by county)
- Civil-Family filings (by county)
- Juvenile filings (by county)
- Criminal filings (by county)
- Motor Vehicle filings (by county)
- Landlord-Tenant filings (by county)

Data by Case Category

Additional case activity statistics provided in this document are organized according to circuit court and District Court and then by case category. Case category statistics are organized as follows:

- Domestic Violence (circuit courts and District Court)
- Civil (circuit courts and District Court)
- Civil-Family (circuit courts only)
- Juvenile (circuit courts only)
- Criminal (circuit courts and District Court)
- Motor Vehicle (District Court only)

Case Category Data Elements

Each case category includes a main summary data table and a graph for each data element represented in the summary table. Data elements for all case categories include original case filings and hearings held/concluded. Select case types, events, and hearing types are highlighted within case categories. Specific data elements pertaining to each case category are provided below:

Circuit Court Domestic Violence Case Activity

- Original domestic violence case filings
- Final and temporary protective orders granted, denied, dismissed, extended, and rescinded
- Domestic violence hearings held and concluded

Circuit Court Civil Case Activity

- Original case filings
 - Highlight case type – foreclosure (non-commercial)
- Hearings held and concluded

Circuit Court Civil-Family Case Activity

- Original case filings
 - Highlight case type: child custody (versus)
 - Highlight case type: child support (agency)
 - Highlight case type: divorce (absolute)
 - Highlight case type: divorce (limited)
- Hearings held and concluded
 - Highlight hearing: contested divorce
 - Highlight hearing: uncontested divorce

Circuit Court Juvenile Case Activity

- Original case filings
- Hearings held and concluded
 - Highlight hearing – child in need of assistance (CINA)

Circuit Court Criminal Case Activity

- Original case filings
- Pleas by charge
- Pleas unique case
- Hearings held/concluded
 - Highlight hearing: bail review
- Dispositions by charge
- Dispositions by case

District Court Domestic Violence Case Activity

- Protective Orders
 - Original domestic violence case filings
 - Interim, temporary, and final domestic violence protective orders granted, denied, and dismissed
 - Domestic violence protective order hearings held and concluded

- Extreme Risk Protective Orders
 - Original extreme risk protective order case filings
 - Interim, temporary, and final protective orders granted, denied, and dismissed
 - Extreme risk protective order hearings held and concluded
- Peace Orders
 - Original peace order case filings
 - Interim, temporary, and final peace orders granted, denied, and dismissed
 - Peace order hearings held and concluded

District Court Civil Case Activity

- Cases filed
- Hearings held and concluded
- Highlight– emergency evaluations filed and granted

District Court Criminal Case Activity

- Criminal case filings
- Criminal pleas
- Total criminal hearings held and concluded
- Highlight hearing – bail review
- Total Dispositions
 - Trial dispositions
 - Non-trial dispositions

District Court Motor Vehicle Case Activity

- Motor vehicle case filings
- Motor vehicle pleas
- Total motor vehicle hearings held and concluded
 - Highlight hearing – bail review
- Total motor vehicle dispositions

Problem-Solving Courts (PSC)

The final section of this document provides statistics pertaining to the number of participants attending circuit court and District Court problem-solving court hearings. Participant data reflects attendance by individuals enrolled in adult circuit court and District Court drug, DUI, mental health, re-entry, Back-on-Track, and veterans courts. Data is also inclusive of juvenile participants of drug and truancy courts and families enrolled in family/dependency drug courts.

Circuit Court - Original Case Filings

Table 1: Circuit Court Original Case Filings — By Case Category, October-December 2020 and 2021

Circuit Court Original Filings (All Counties)	October			November				December			
	2020	2021	Percent Change from Last Year: October 2020 & 2021	2020	2021	Percent Change from Previous Month: November & October 2021	Percent Change from Last Year: November 2020 & 2021	2020	2021	Percent Change from Previous Month: December & November 2021	Percent Change from Last Year: December 2020 & 2021
Criminal	2,367	2,279	-3.7%	1,962	2,237	-1.8%	14.0%	1,803	2,143	-4.2%	18.9%
Civil	2,685	2,419	-9.9%	2,404	2,597	7.4%	8.0%	2,147	2,603	0.2%	21.2%
Civil-Family	4,082	4,682	14.7%	3,263	4,487	-4.2%	37.5%	3,097	3,962	-11.7%	27.9%
Juvenile	429	417	-2.8%	329	467	12.0%	41.9%	348	424	-9.2%	21.8%
Total Filings	9,563	9,797	2.4%	7,958	9,788	-0.1%	23.0%	7,395	9,132	-6.7%	23.5%

Source: MDEC County Circuit Courts, Montgomery, Prince George's, and Baltimore City Circuit Courts.

Table 2: Circuit Court Original Case Filings — By County, October-December 2020 and 2021

Circuit Court Original Case Filings by Case Category - All Case Categories	October			November				December			
	2020	2021	Percent Change from Last Year: October 2020 & 2021	2020	2021	Percent Change from Previous Month: November & October 2021	Percent Change from Last Year: November 2020 & 2021	2020	2021	Percent Change from Previous Month: December & November 2021	Percent Change from Last Year: December 2020 & 2021
First Circuit	469	483	3.0%	395	413	-14.5%	4.6%	409	437	5.8%	6.8%
Dorchester	85	94	10.6%	48	82	-12.8%	70.8%	66	80	-2.4%	21.2%
Somerset	59	66	11.9%	54	54	-18.2%	0.0%	45	49	-9.3%	8.9%
Wicomico	193	207	7.3%	186	177	-14.5%	-4.8%	209	223	26.0%	6.7%
Worcester	132	116	-12.1%	107	100	-13.8%	-6.5%	89	85	-15.0%	-4.5%
Second Circuit	661	518	-21.6%	476	577	11.4%	21.2%	478	526	-8.8%	10.0%
Caroline	81	54	-33.3%	54	67	24.1%	24.1%	62	44	-34.3%	-29.0%
Cecil	281	245	-12.8%	201	263	7.3%	30.8%	217	256	-2.7%	18.0%
Kent	77	30	-61.0%	58	62	106.7%	6.9%	32	62	0.0%	93.8%
Queen Anne's	140	116	-17.1%	107	108	-6.9%	0.9%	103	107	-0.9%	3.9%
Talbot	82	73	-11.0%	56	77	5.5%	37.5%	64	57	-26.0%	-10.9%
Third Circuit	1,694	1,960	15.7%	1,541	1,935	-1.3%	25.6%	1,447	1,732	-10.5%	19.7%
Baltimore	1,305	1,579	21.0%	1,228	1,591	0.8%	29.6%	1,158	1,418	-10.9%	22.5%
Harford	389	381	-2.1%	313	344	-9.7%	9.9%	289	314	-8.7%	8.7%
Fourth Circuit	471	449	-4.7%	406	426	-5.1%	4.9%	277	401	-5.9%	44.8%
Allegany	188	160	-14.9%	143	194	21.3%	35.7%	98	157	-19.1%	60.2%
Garrett	46	31	-32.6%	36	37	19.4%	2.8%	29	26	-29.7%	-10.3%
Washington	237	258	8.9%	227	195	-24.4%	-14.1%	150	218	11.8%	45.3%
Fifth Circuit	1,380	1,345	-2.5%	1,148	1,349	0.3%	17.5%	1,159	1,254	-7.0%	8.2%
Anne Arundel	786	768	-2.3%	604	789	2.7%	30.6%	695	769	-2.5%	10.6%
Carroll	236	212	-10.2%	212	217	2.4%	2.4%	180	197	-9.2%	9.4%
Howard	358	365	2.0%	332	343	-6.0%	3.3%	284	288	-16.0%	1.4%
Sixth Circuit	1,435	1,453	1.3%	1,188	1,403	-3.4%	18.1%	1,119	1,424	1.5%	27.3%
Frederick	365	369	1.1%	285	364	-1.4%	27.7%	250	316	-13.2%	26.4%
Montgomery	1,070	1,084	1.3%	903	1,039	-4.2%	15.1%	869	1,108	6.6%	27.5%
Seventh Circuit	1,730	1,986	14.8%	1,362	1,986	0.0%	45.8%	1,432	1,838	-7.5%	28.4%
Calvert	96	144	50.0%	97	131	-9.0%	35.1%	83	107	-18.3%	28.9%
Charles	235	307	30.6%	219	283	-7.8%	29.2%	211	278	-1.8%	31.8%
Prince George's	1,252	1,385	10.6%	924	1,423	2.7%	54.0%	1,015	1,311	-7.9%	29.2%
St. Mary's	147	150	2.0%	122	149	-0.7%	22.1%	123	142	-4.7%	15.4%
Eighth Circuit	1,723	1,603	-7.0%	1,442	1,699	6.0%	17.8%	1,074	1,520	-10.5%	41.5%
Baltimore City	1,723	1,603	-7.0%	1,442	1,699	6.0%	17.8%	1,074	1,520	-10.5%	41.5%
STATE TOTALS	9,563	9,797	2.4%	7,958	9,788	-0.1%	23.0%	7,395	9,132	-6.7%	23.5%

Table 3: Circuit Court Civil Original Case Filings — By County, October-December 2020 and 2021

Circuit Court Original Filings (Civil)	October			November				December			
	2020	2021	Percent Change from Last Year: October 2020 & 2021	2020	2021	Percent Change from Previous Month: November & October 2021	Percent Change from Last Year: November 2020 & 2021	2020	2021	Percent Change from Previous Month: December & November 2021	Percent Change from Last Year: December 2020 & 2021
First Circuit	83	86	3.6%	82	74	-14.0%	-9.8%	86	70	-5.4%	-18.6%
Dorchester	12	14	16.7%	9	13	-7.1%	44.4%	8	13	0.0%	62.5%
Somerset	14	8	-42.9%	11	8	0.0%	-27.3%	14	6	-25.0%	-57.1%
Wicomico	31	37	19.4%	36	29	-21.6%	-19.4%	40	33	13.8%	-17.5%
Worcester	26	27	3.8%	26	24	-11.1%	-7.7%	24	18	-25.0%	-25.0%
Second Circuit	77	70	-9.1%	69	99	41.4%	43.5%	74	119	20.2%	60.8%
Caroline	11	9	-18.2%	8	9	0.0%	12.5%	7	10	11.1%	42.9%
Cecil	41	21	-48.8%	38	38	81.0%	0.0%	43	61	60.5%	41.9%
Kent	4	4	0.0%	8	12	200.0%	50.0%	5	15	25.0%	200.0%
Queen Anne's	15	26	73.3%	10	24	-7.7%	140.0%	10	23	-4.2%	130.0%
Talbot	6	10	66.7%	5	16	60.0%	220.0%	9	10	-37.5%	11.1%
Third Circuit	501	508	1.4%	452	492	-3.1%	8.8%	435	460	-6.5%	5.7%
Baltimore	411	429	4.4%	380	417	-2.8%	9.7%	354	408	-2.2%	15.3%
Harford	90	79	-12.2%	72	75	-5.1%	4.2%	81	52	-30.7%	-35.8%
Fourth Circuit	76	70	-7.9%	75	63	-10.0%	-16.0%	53	80	27.0%	50.9%
Allegany	32	25	-21.9%	31	16	-36.0%	-48.4%	19	27	68.8%	42.1%
Garrett	7	7	0.0%	10	10	42.9%	0.0%	5	9	-10.0%	80.0%
Washington	37	38	2.7%	34	37	-2.6%	8.8%	29	44	18.9%	51.7%
Fifth Circuit	337	277	-17.8%	314	330	19.1%	5.1%	295	333	0.9%	12.9%
Anne Arundel	198	157	-20.7%	168	198	26.1%	17.9%	168	206	4.0%	22.6%
Carroll	37	26	-29.7%	27	40	53.8%	48.1%	39	44	10.0%	12.8%
Howard	102	94	-7.8%	119	92	-2.1%	-22.7%	88	83	-9.8%	-5.7%
Sixth Circuit	414	447	8.0%	386	424	-5.1%	9.8%	319	454	7.1%	42.3%
Frederick	54	64	18.5%	53	82	28.1%	54.7%	51	59	-28.0%	15.7%
Montgomery	360	383	6.4%	333	342	-10.7%	2.7%	268	395	15.5%	47.4%
Seventh Circuit	478	553	15.7%	393	598	8.1%	52.2%	431	590	-1.3%	36.9%
Calvert	20	64	220.0%	22	49	-23.4%	122.7%	21	45	-8.2%	114.3%
Charles	53	58	9.4%	53	79	36.2%	49.1%	54	81	2.5%	50.0%
Prince George's	374	402	7.5%	300	442	10.0%	47.3%	318	427	-3.4%	34.3%
St. Mary's	31	29	-6.5%	18	28	-3.4%	55.6%	38	37	32.1%	-2.6%
Eighth Circuit	719	408	-43.3%	633	517	26.7%	-18.3%	454	497	-3.9%	9.5%
Baltimore City	719	408	-43.3%	633	517	26.7%	-18.3%	454	497	-3.9%	9.5%
STATE TOTALS	2,685	2,419	-9.9%	2,404	2,597	7.4%	8.0%	2,147	2,603	0.2%	21.2%

Table 4: Circuit Court Civil-Family Original Case Filings — By County, October-December 2020 and 2021

Circuit Court Original Case Filings by Case Category – Civil-Family	October			November				December			
	2020	2021	Percent Change from Last Year: October 2020 & 2021	2020	2021	Percent Change from Previous Month: November & October 2021	Percent Change from Last Year: November 2020 & 2021	2020	2021	Percent Change from Previous Month: December & November 2021	Percent Change from Last Year: December 2020 & 2021
First Circuit	197	217	10.2%	146	183	-15.7%	25.3%	168	187	2.2%	11.3%
Dorchester	35	31	-11.4%	20	28	-9.7%	40.0%	34	19	-32.1%	-44.1%
Somerset	27	24	-11.1%	27	25	4.2%	-7.4%	11	20	-20.0%	81.8%
Wicomico	85	119	40.0%	65	87	-26.9%	33.8%	85	108	24.1%	27.1%
Worcester	50	43	-14.0%	34	43	0.0%	26.5%	38	40	-7.0%	5.3%
Second Circuit	244	176	-27.9%	161	200	13.6%	24.2%	140	170	-15.0%	21.4%
Caroline	35	27	-22.9%	12	29	7.4%	141.7%	21	26	-10.3%	23.8%
Cecil	95	77	-18.9%	65	94	22.1%	44.6%	62	80	-14.9%	29.0%
Kent	52	12	-76.9%	29	25	108.3%	-13.8%	10	20	-20.0%	100.0%
Queen Anne's	39	34	-12.8%	25	29	-14.7%	16.0%	30	30	3.4%	0.0%
Talbot	23	26	13.0%	30	23	-11.5%	-23.3%	17	14	-39.1%	-17.6%
Third Circuit	732	798	9.0%	594	674	-15.5%	13.5%	560	675	0.1%	20.5%
Baltimore	538	609	13.2%	450	502	-17.6%	11.6%	418	532	6.0%	27.3%
Harford	194	189	-2.6%	144	172	-9.0%	19.4%	142	143	-16.9%	0.7%
Fourth Circuit	204	225	10.3%	197	193	-14.2%	-2.0%	123	171	-11.4%	39.0%
Allegany	54	60	11.1%	45	67	11.7%	48.9%	45	51	-23.9%	13.3%
Garrett	25	16	-36.0%	19	14	-12.5%	-26.3%	15	8	-42.9%	-46.7%
Washington	125	149	19.2%	133	112	-24.8%	-15.8%	63	112	0.0%	77.8%
Fifth Circuit	644	690	7.1%	531	680	-1.4%	28.1%	533	559	-17.8%	4.9%
Anne Arundel	382	382	0.0%	279	368	-3.7%	31.9%	329	333	-9.5%	1.2%
Carroll	108	103	-4.6%	96	122	18.4%	27.1%	65	70	-42.6%	7.7%
Howard	154	205	33.1%	156	190	-7.3%	21.8%	139	156	-17.9%	12.2%
Sixth Circuit	732	781	6.7%	628	758	-2.9%	20.7%	640	706	-6.9%	10.3%
Frederick	213	204	-4.2%	175	188	-7.8%	7.4%	158	156	-17.0%	-1.3%
Montgomery	519	577	11.2%	453	570	-1.2%	25.8%	482	550	-3.5%	14.1%
Seventh Circuit	992	1,082	9.1%	755	1,046	-3.3%	38.5%	789	921	-12.0%	16.7%
Calvert	51	60	17.6%	55	62	3.3%	12.7%	52	37	-40.3%	-28.8%
Charles	148	155	4.7%	120	147	-5.2%	22.5%	139	135	-8.2%	-2.9%
Prince George's	710	791	11.4%	515	753	-4.8%	46.2%	557	689	-8.5%	23.7%
St. Mary's	83	76	-8.4%	65	84	10.5%	29.2%	41	60	-28.6%	46.3%
Eighth Circuit	337	713	111.6%	251	753	5.6%	200.0%	144	573	-23.9%	297.9%
Baltimore City	337	713	111.6%	251	753	5.6%	200.0%	144	573	-23.9%	297.9%
STATE TOTALS	4,082	4,682	14.7%	3,263	4,487	-4.2%	37.5%	3,097	3,962	-11.7%	27.9%

Table 5: Circuit Court Juvenile Original Case Filings — By County, October-December 2020 and 2021

Circuit Court Original Case Filings by Case Category - Juvenile	October			November				December			
	2020	2021	Percent Change from Last Year: October 2020 & 2021	2020	2021	Percent Change from Previous Month: November & October 2021	Percent Change from Last Year: November 2020 & 2021	2020	2021	Percent Change from Previous Month: December & November 2021	Percent Change from Last Year: December 2020 & 2021
First Circuit	23	32	39.1%	26	44	37.5%	69.2%	21	33	-25.0%	57.1%
Dorchester	5	7	40.0%	9	19	171.4%	111.1%	1	19	0.0%	1800.0%
Somerset	0	11	-	4	7	-36.4%	75.0%	2	2	-71.4%	0.0%
Wicomico	10	6	-40.0%	10	12	100.0%	20.0%	15	5	-58.3%	-66.7%
Worcester	8	8	0.0%	3	6	-25.0%	100.0%	3	7	16.7%	133.3%
Second Circuit	19	15	-21.1%	8	28	86.7%	250.0%	23	27	-3.6%	17.4%
Caroline	3	0	-100.0%	0	9	-	-	2	0	-100.0%	-100.0%
Cecil	12	9	-25.0%	7	14	55.6%	100.0%	13	11	-21.4%	-15.4%
Kent	0	1	-	0	1	0.0%	-	2	7	600.0%	250.0%
Queen Anne's	1	3	200.0%	0	2	-33.3%	-	0	5	150.0%	-
Talbot	3	2	-33.3%	1	2	0.0%	100.0%	6	4	100.0%	-33.3%
Third Circuit	84	94	11.9%	66	80	-14.9%	21.2%	74	74	-7.5%	0.0%
Baltimore	60	75	25.0%	46	68	-9.3%	47.8%	62	55	-19.1%	-11.3%
Harford	24	19	-20.8%	20	12	-36.8%	-40.0%	12	19	58.3%	58.3%
Fourth Circuit	17	32	88.2%	29	37	15.6%	27.6%	20	26	-29.7%	30.0%
Allegany	7	8	14.3%	13	20	150.0%	53.8%	9	9	-55.0%	0.0%
Garrett	5	5	0.0%	2	10	100.0%	400.0%	7	1	-90.0%	-85.7%
Washington	5	19	280.0%	14	7	-63.2%	-50.0%	4	16	128.6%	300.0%
Fifth Circuit	49	49	0.0%	24	48	-2.0%	100.0%	43	42	-12.5%	-2.3%
Anne Arundel	28	30	7.1%	9	29	-3.3%	222.2%	33	25	-13.8%	-24.2%
Carroll	8	6	-25.0%	6	7	16.7%	16.7%	3	6	-14.3%	100.0%
Howard	13	13	0.0%	9	12	-7.7%	33.3%	7	11	-8.3%	57.1%
Sixth Circuit	56	43	-23.2%	29	33	-23.3%	13.8%	37	47	42.4%	27.0%
Frederick	13	14	7.7%	6	6	-57.1%	0.0%	11	8	33.3%	-27.3%
Montgomery	43	29	-32.6%	23	27	-6.9%	17.4%	26	39	44.4%	50.0%
Seventh Circuit	67	45	-32.8%	36	72	60.0%	100.0%	51	60	-16.7%	17.6%
Calvert	8	2	-75.0%	1	6	200.0%	500.0%	3	8	33.3%	166.7%
Charles	4	6	50.0%	1	6	0.0%	500.0%	8	8	33.3%	0.0%
Prince George's	45	31	-31.1%	31	54	74.2%	74.2%	34	42	-22.2%	23.5%
St. Mary's	10	6	-40.0%	3	6	0.0%	100.0%	6	2	-66.7%	-66.7%
Eighth Circuit	114	107	-6.1%	111	125	16.8%	12.6%	79	115	-8.0%	45.6%
Baltimore City	114	107	-6.1%	111	125	16.8%	12.6%	79	115	-8.0%	45.6%
STATE TOTALS	429	417	-2.8%	329	467	12.0%	41.9%	348	424	-9.2%	21.8%

Table 6: Circuit Court Criminal Original Case Filings — By County, October-December 2020 and 2021

Circuit Court Original Case Filings by Case Category - Criminal	October			November				December			
	2020	2021	Percent Change from Last Year: October 2020 & 2021	2020	2021	Percent Change from Previous Month: November & October 2021	Percent Change from Last Year: November 2020 & 2021	2020	2021	Percent Change from Previous Month: December & November 2021	Percent Change from Last Year: December 2020 & 2021
First Circuit	166	148	-10.8%	141	112	-24.3%	-20.6%	134	147	31.3%	9.7%
Dorchester	33	42	27.3%	10	22	-47.6%	120.0%	23	29	31.8%	26.1%
Somerset	18	23	27.8%	12	14	-39.1%	16.7%	18	21	50.0%	16.7%
Wicomico	67	45	-32.8%	75	49	8.9%	-34.7%	69	77	57.1%	11.6%
Worcester	48	38	-20.8%	44	27	-28.9%	-38.6%	24	20	-25.9%	-16.7%
Second Circuit	321	257	-19.9%	238	250	-2.7%	5.0%	241	210	-16.0%	-12.9%
Caroline	32	18	-43.8%	34	20	11.1%	-41.2%	32	8	-60.0%	-75.0%
Cecil	133	138	3.8%	91	117	-15.2%	28.6%	99	104	-11.1%	5.1%
Kent	21	13	-38.1%	21	24	84.6%	14.3%	15	20	-16.7%	33.3%
Queen Anne's	85	53	-37.6%	72	53	0.0%	-26.4%	63	49	-7.5%	-22.2%
Talbot	50	35	-30.0%	20	36	2.9%	80.0%	32	29	-19.4%	-9.4%
Third Circuit	377	560	48.5%	429	689	23.0%	60.6%	378	523	-24.1%	38.4%
Baltimore	296	466	57.4%	352	604	29.6%	71.6%	324	423	-30.0%	30.6%
Harford	81	94	16.0%	77	85	-9.6%	10.4%	54	100	17.6%	85.2%
Fourth Circuit	174	122	-29.9%	105	133	9.0%	26.7%	81	124	-6.8%	53.1%
Allegany	95	67	-29.5%	54	91	35.8%	68.5%	25	70	-23.1%	180.0%
Garrett	9	3	-66.7%	5	3	0.0%	-40.0%	2	8	166.7%	300.0%
Washington	70	52	-25.7%	46	39	-25.0%	-15.2%	54	46	17.9%	-14.8%
Fifth Circuit	350	329	-6.0%	279	291	-11.6%	4.3%	288	320	10.0%	11.1%
Anne Arundel	178	199	11.8%	148	194	-2.5%	31.1%	165	205	5.7%	24.2%
Carroll	83	77	-7.2%	83	48	-37.7%	-42.2%	73	77	60.4%	5.5%
Howard	89	53	-40.4%	48	49	-7.5%	2.1%	50	38	-22.4%	-24.0%
Sixth Circuit	233	182	-21.9%	145	188	3.3%	29.7%	123	217	15.4%	76.4%
Frederick	85	87	2.4%	51	88	1.1%	72.5%	30	93	5.7%	210.0%
Montgomery	148	95	-35.8%	94	100	5.3%	6.4%	93	124	24.0%	33.3%
Seventh Circuit	193	306	58.5%	178	270	-11.8%	51.7%	161	267	-1.1%	65.8%
Calvert	17	18	5.9%	19	14	-22.2%	-26.3%	7	17	21.4%	142.9%
Charles	30	88	193.3%	45	51	-42.0%	13.3%	10	54	5.9%	440.0%
Prince George's	123	161	30.9%	78	174	8.1%	123.1%	106	153	-12.1%	44.3%
St. Mary's	23	39	69.6%	36	31	-20.5%	-13.9%	38	43	38.7%	13.2%
Eighth Circuit	553	375	-32.2%	447	304	-18.9%	-32.0%	397	335	10.2%	-15.6%
Baltimore City	553	375	-32.2%	447	304	-18.9%	-32.0%	397	335	10.2%	-15.6%
STATE TOTALS	2,367	2,279	-3.7%	1,962	2,237	-1.8%	14.0%	1,803	2,143	-4.2%	18.9%

Circuit Court Domestic Violence Case Activity

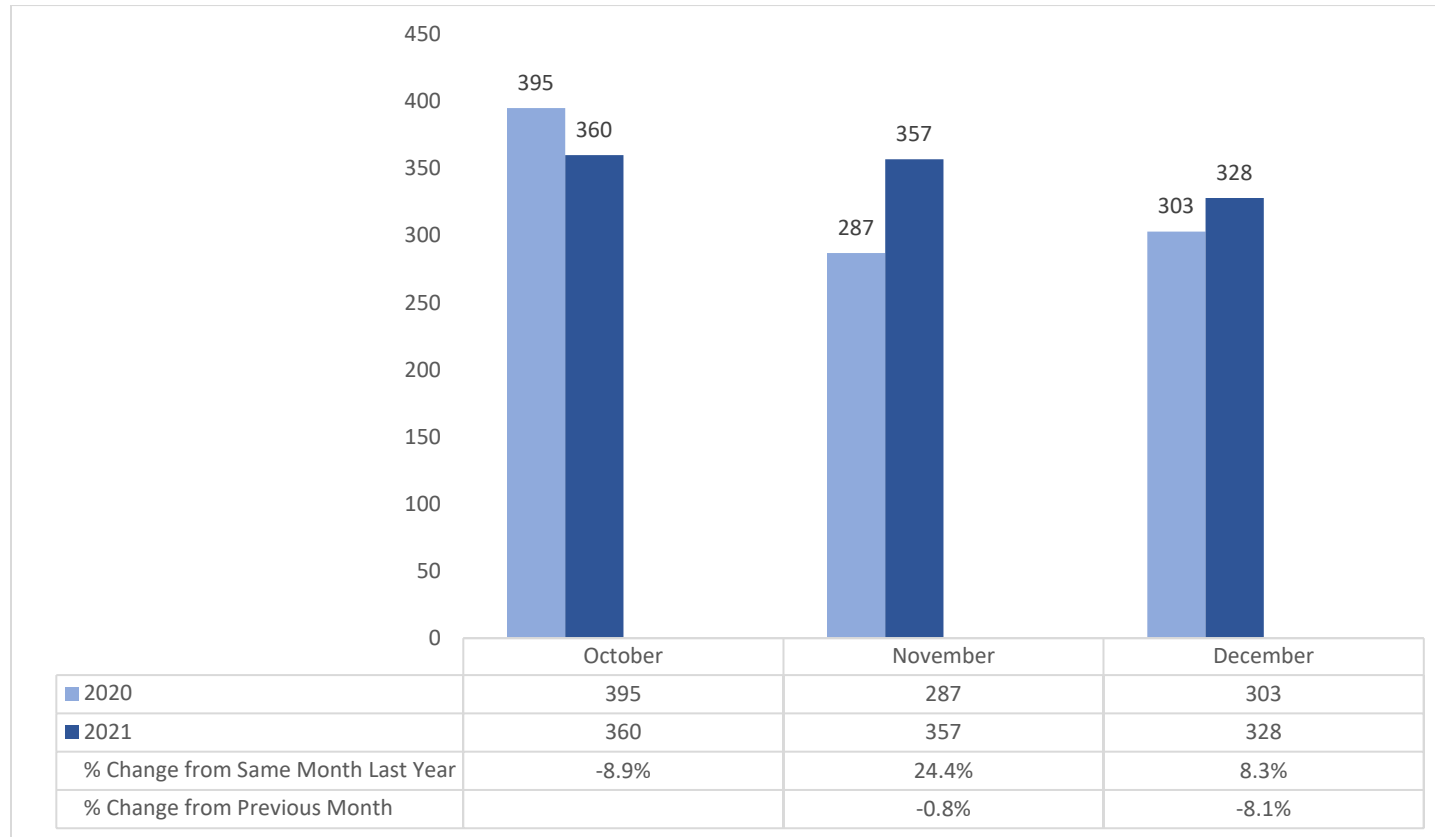
Table 7: Circuit Court Domestic Violence Original Case Filings, Protective Orders by Type*, and Hearings Held/Concluded October-December 2020 and 2021

Circuit Court Protective Orders and Cases Filed by Month and Year	October			November				December			
	2020	2021	Percent Change from Last Year: October 2020 & 2021	2020	2021	Percent Change from Previous Month: November & October 2021	Percent Change from Last Year: November 2020 & 2021	2020	2021	Percent Change from Previous Month: December & November 2021	Percent Change from Last Year: December 2020 & 2021
Domestic Violence Cases Filed	395	360	-8.9%	287	357	-0.8%	24.4%	303	328	-8.1%	8.3%
Domestic Violence Protective Orders	924	815	-11.8%	775	781	-4.2%	0.8%	760	725	-7.2%	-4.6%
Final	384	361	-6.0%	319	343	-5.0%	7.5%	312	316	-7.9%	1.3%
Temporary	540	454	-15.9%	456	438	-3.5%	-3.9%	448	409	-6.6%	-8.7%
Domestic Violence Hearings	817	705	-13.7%	646	636	-9.8%	-1.5%	611	607	-4.6%	-0.7%

Source: MDEC County Circuit Courts, Montgomery County Circuit Court, Prince George's Circuit Court; and Baltimore City Civil Source Systems.

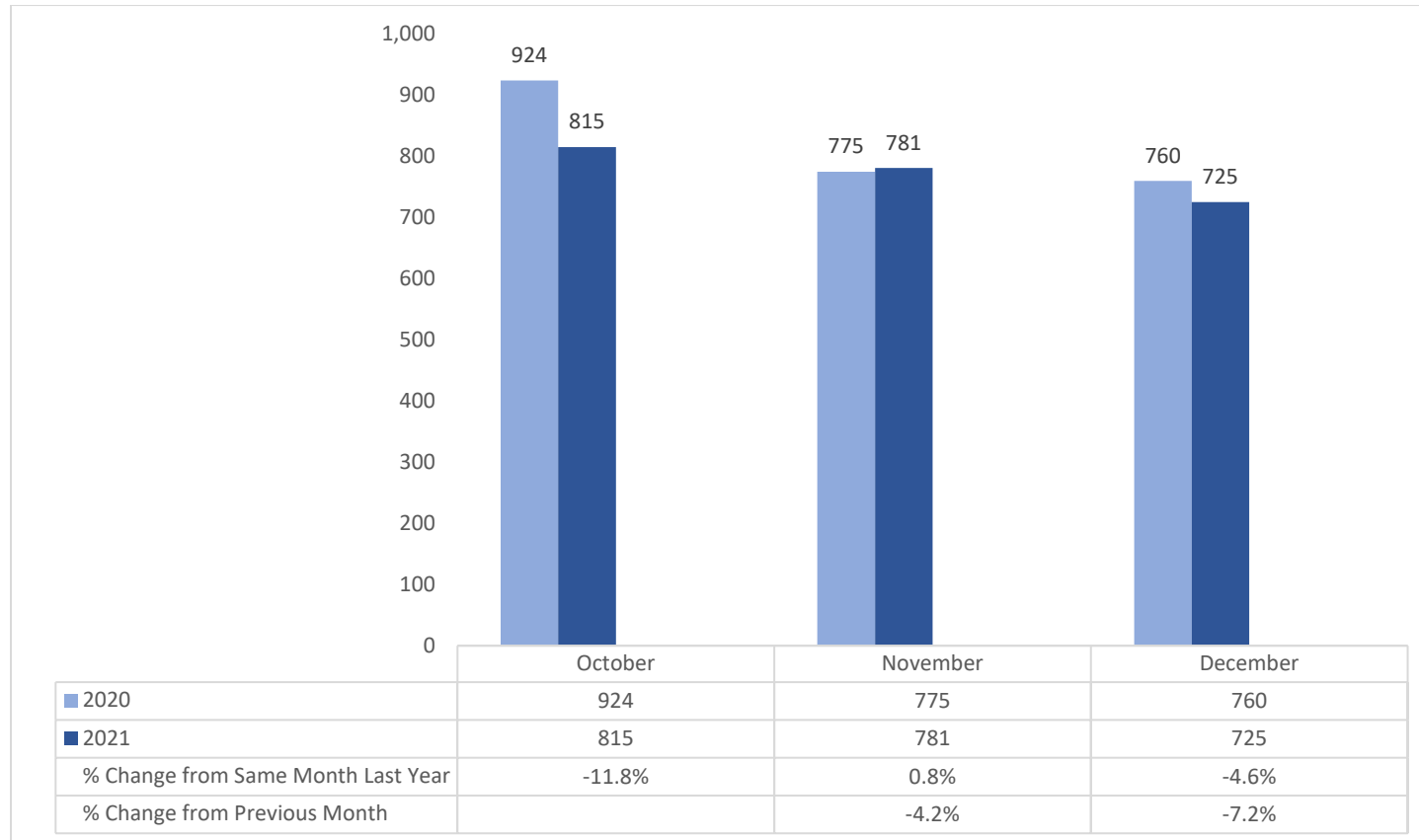
*Data reflects temporary and final domestic violence protective orders denied, dismissed, granted, extended, and rescinded.

Figure 1: Monthly Circuit Court Domestic Violence Original Case Filings for Protective Orders, 2020 and 2021



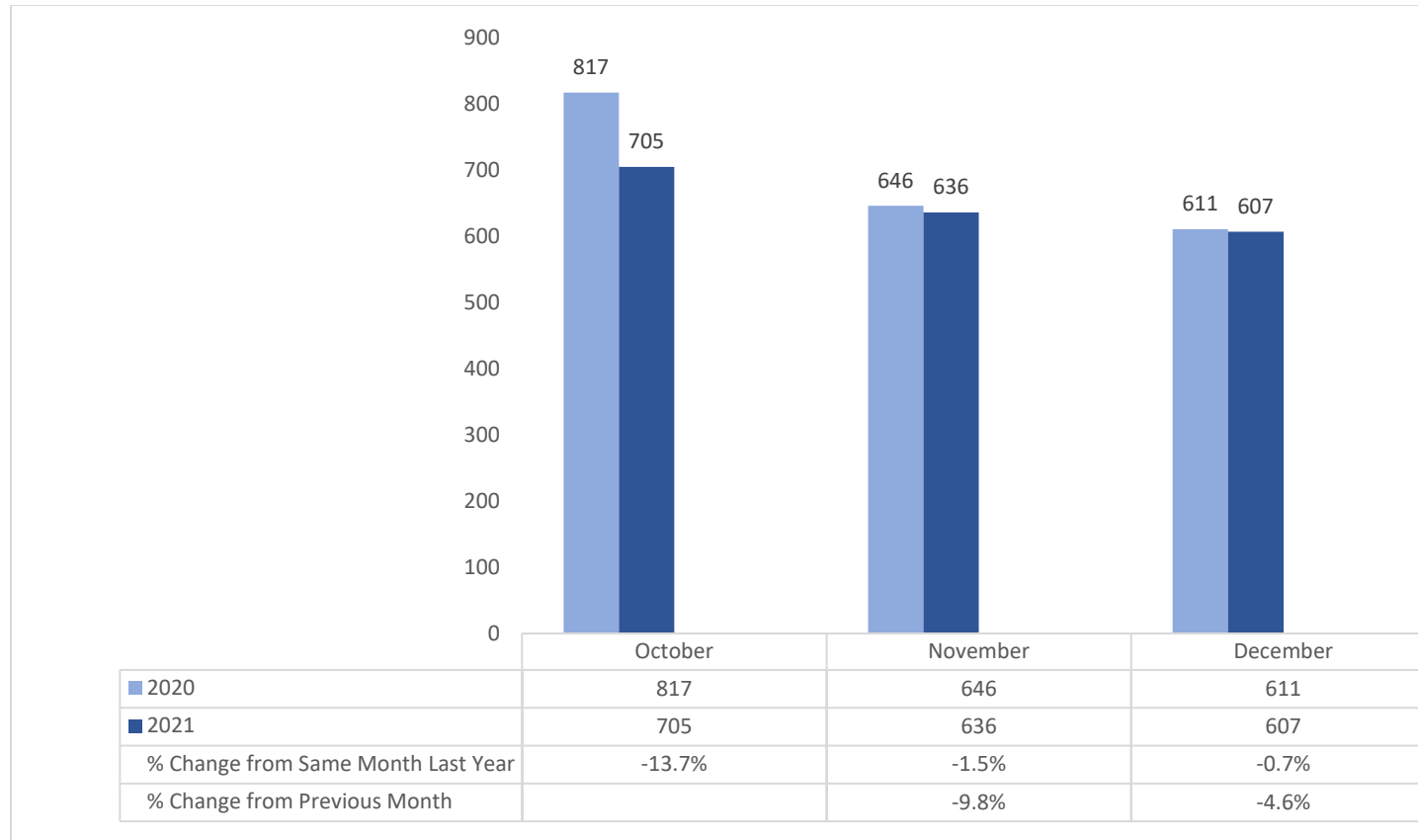
There were 1,045 domestic violence cases filed from October 2021 to December 2021. Domestic violence cases filed declined 8.9% in October 2021 (360 domestic violence cases filed) compared to October 2020 (395 domestic violence cases filed). In November 2021, there were 357 domestic violence cases filed, an increase of 24.4% from November 2020 and a decrease of 0.8% from October 2021. In December 2021, there were 328 domestic violence cases filed, an increase of 8.3% from December 2020 and a decrease of 8.1% from November 2021.

Figure 2: Monthly Circuit Court Protective Orders Issued, 2020 and 2021



There were 2,321 domestic violence protective orders from October 2021 to December 2021. Domestic violence protective orders declined 11.8% in October 2021 (815 domestic violence protective orders) compared to October 2020 (924 domestic violence protective orders). In November 2021, there were 781 domestic violence protective orders, an increase of 0.8% from November 2020 and a decrease of 4.2% from October 2021. In December 2021, there were 725 domestic violence protective orders, a decrease of 4.6% from December 2020 and a decrease of 7.2% from November 2021.

Figure 3: Monthly Circuit Court Domestic Violence Hearings Held/Concluded, 2020 and 2021



There were 1,948 domestic violence hearings from October 2021 to December 2021. Domestic violence hearings declined 13.7% in October 2021 (705 domestic violence hearings) compared to October 2020 (817 domestic violence hearings). In November 2021, there were 636 domestic violence hearings, a decrease of 1.5% from November 2020 and a decrease of 9.8% from October 2021. In December 2021, there were 607 domestic violence hearings, a decrease of 0.7% from December 2020 and a decrease of 4.6% from November 2021.

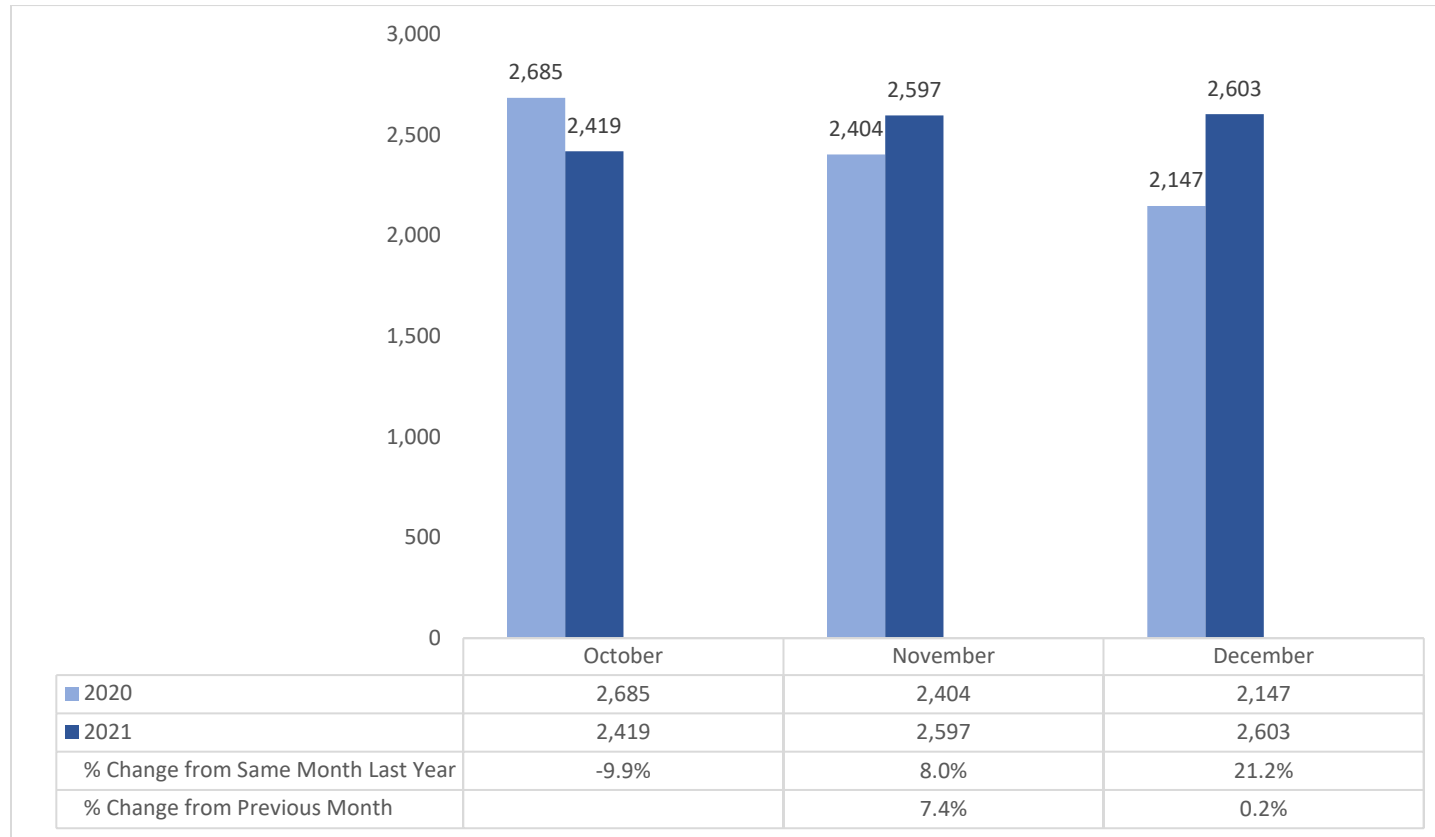
Circuit Court Civil Case Activity

Table 8: Circuit Court Original Civil Case Filings and Hearings Held/Concluded October-December 2020 and 2021

Circuit Court Civil Case Activity	October			November				December			
	2020	2021	Percent Change from Last Year: October 2020 & 2021	2020	2021	Percent Change from Previous Month: November & October 2021	Percent Change from Last Year: November 2020 & 2021	2020	2021	Percent Change from Previous Month: December & November 2021	Percent Change from Last Year: December 2020 & 2021
Total Civil Original Filings	2,685	2,419	-9.9%	2,404	2,597	7.4%	8.0%	2,147	2,603	0.2%	21.2%
Highlight Case Type: Foreclosure (Non-Commercial)	259	429	65.6%	209	663	54.5%	217.2%	104	626	-5.6%	501.9%
All Other Civil Case Filings	2,426	1,990	-18.0%	2,195	1,934	-2.8%	-11.9%	2,043	1,977	2.2%	-3.2%
All Civil Hearings	1,582	1,532	-3.2%	1,362	1,451	-5.3%	6.5%	1,125	1,569	8.1%	39.5%

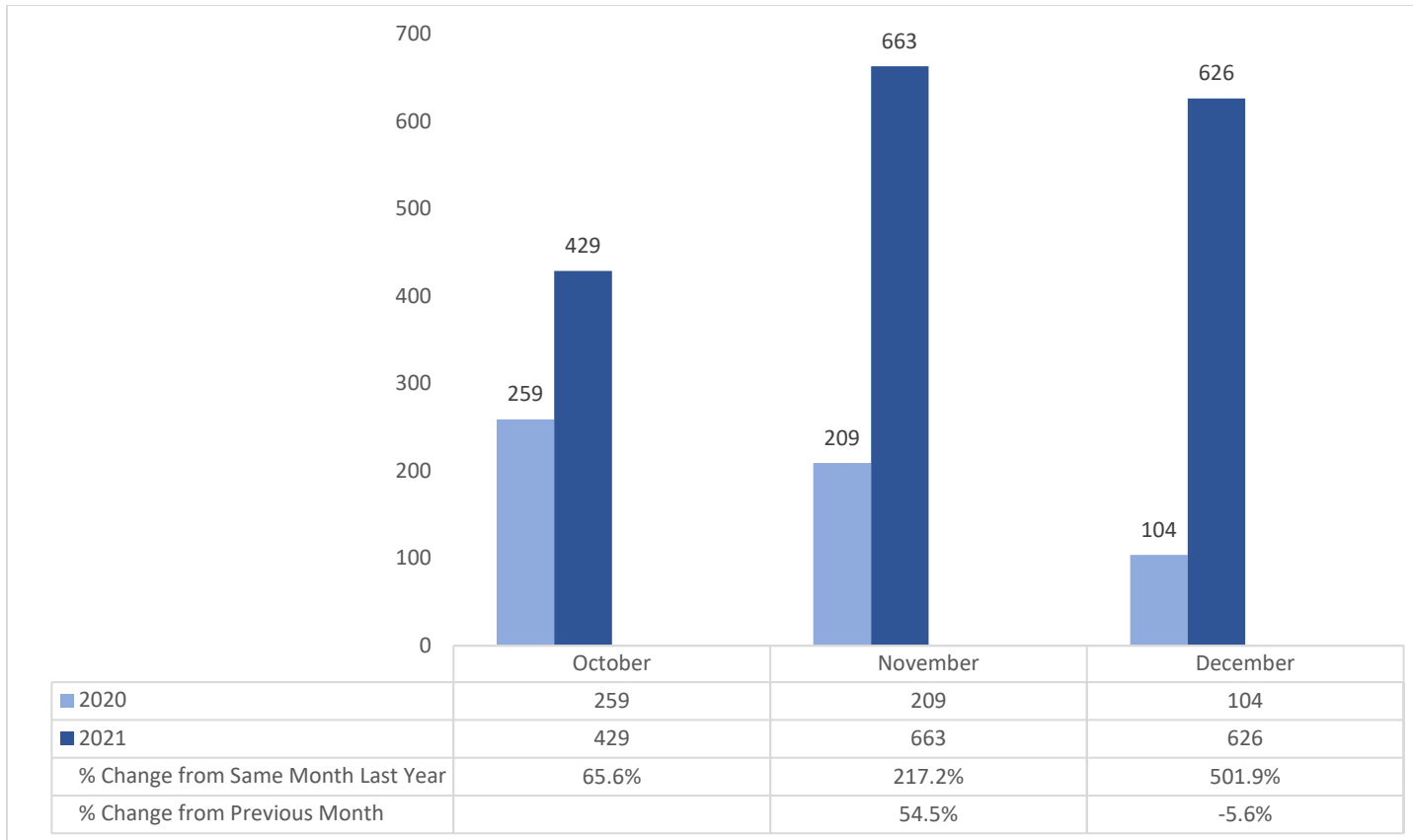
Source: MDEC County Circuit Courts, Montgomery County Circuit Court, Prince George's Circuit Court; and Baltimore City Civil Source Systems.

Figure 4: Monthly Circuit Court Original Case Filings — Case Category: Civil, 2020 and 2021



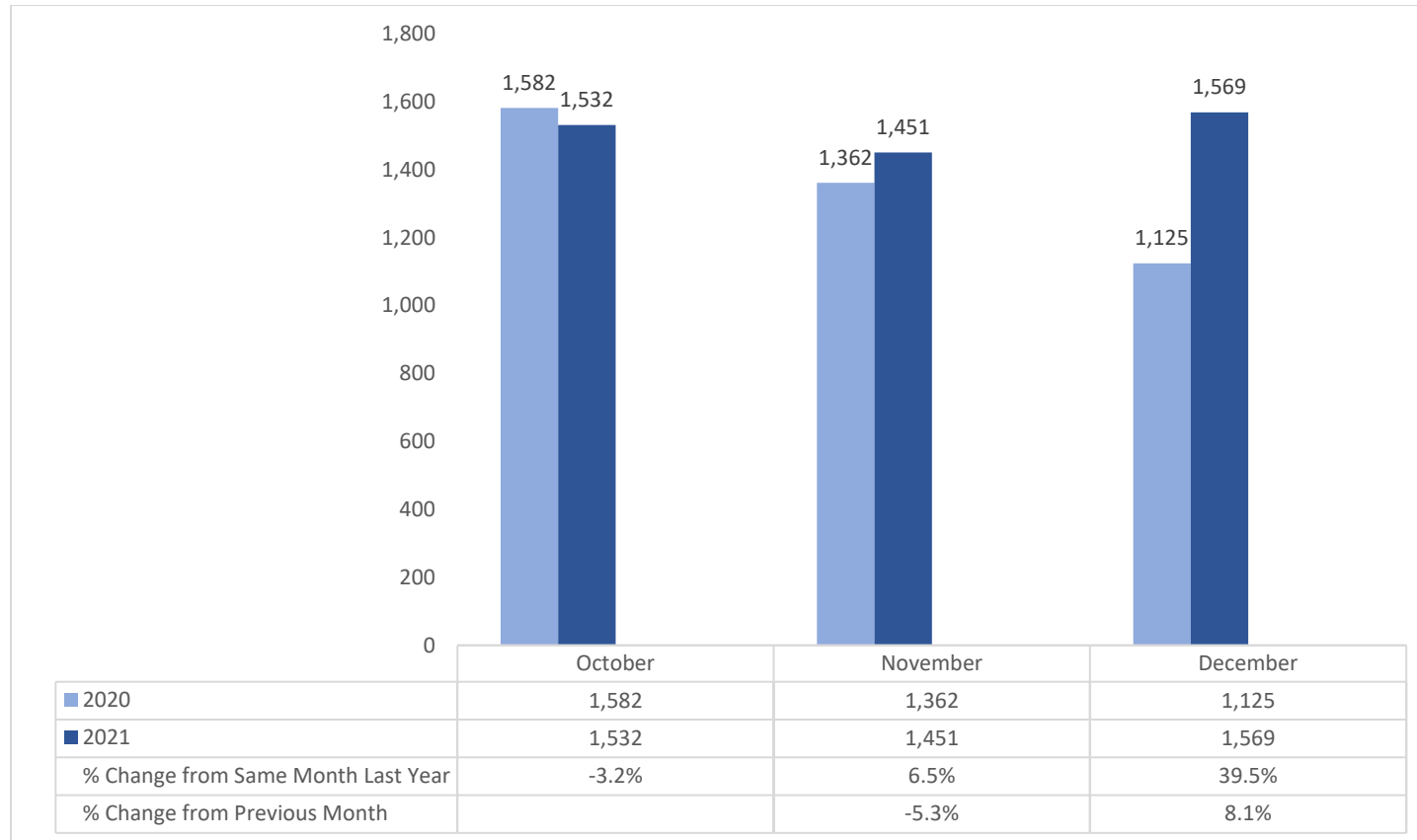
There were 7,619 civil original filings from October 2021 to December 2021. Civil original filings declined 9.9% in October 2021 (2,419 civil original filings) compared to October 2020 (2,685 civil original filings). In November 2021, there were 2,597 civil original filings, an increase of 8.0% from November 2020 and an increase of 7.4% from October 2021. In December 2021, there were 2,603 civil original filings, an increase of 21.2% from December 2020 and an increase of 0.2% from November 2021.

Figure 5: Monthly Circuit Court Original Case Filings — Case Type: Foreclosure (Non-Commercial), 2020 and 2021



There were 1,718 foreclosure (non-commercial) filings from October 2021 to December 2021. Foreclosure (non-commercial) filings increased 65.6% in October 2021 (429 foreclosure (non-commercial) filings) compared to October 2020 (259 foreclosure (non-commercial) filings). In November 2021, there were 663 foreclosure (non-commercial) filings, an increase of 217.2% from November 2020 and an increase of 54.5% from October 2021. In December 2021, there were 626 foreclosure (non-commercial) filings, an increase of 501.9% from December 2020 and a decrease of 5.6% from November 2021.

Figure 6: Monthly Circuit Court Civil Hearings Held/Concluded, 2020 and 2021



There were 4,552 civil hearings from October 2021 to December 2021. Civil hearings declined 3.2% in October 2021 (1,532 civil hearings) compared to October 2020 (1,582 civil hearings). In November 2021, there were 1,451 civil hearings, an increase of 6.5% from November 2020 and a decrease of 5.3% from October 2021. In December 2021, there were 1,569 civil hearings, an increase of 39.5% from December 2020 and an increase of 8.1% from November 2021.

Circuit Court Civil-Family Case Activity

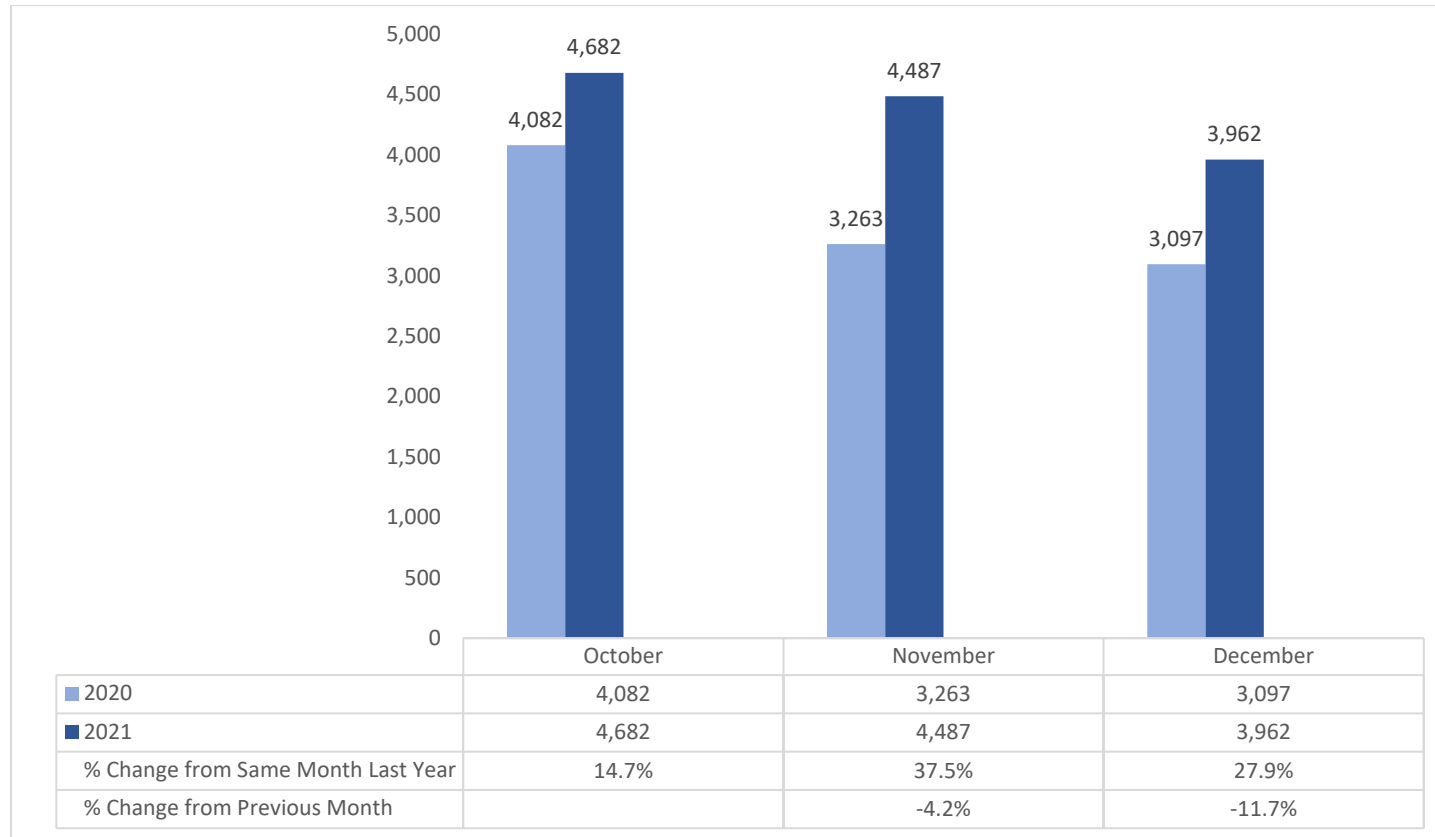
Table 9: Circuit Court Civil-Family Original Case Filings, Hearings Held/Concluded, October-December 2020 and 2021

Circuit Court Civil-Family Case Activity	October			November				December			
	2020	2021	Percent Change from Last Year: October 2020 & 2021	2020	2021	Percent Change from Previous Month: November & October 2021	Percent Change from Last Year: November 2020 & 2021	2020	2021	Percent Change from Previous Month: December & November 2021	Percent Change from Last Year: December 2020 & 2021
Total Civil-Family Original Filings*	4,082	4,682	14.7%	3,263	4,487	-4.2%	37.5%	3,097	3,962	-11.7%	27.9%
Highlight Case Type- Child Custody (Versus) Filings	864	792	-8.3%	649	815	2.9%	25.6%	624	726	-10.9%	16.3%
Highlight Case Type - Child Support (Agency) Filings	268	349	30.2%	245	336	-3.7%	37.1%	233	306	-8.9%	31.3%
Highlight Case Type: Divorce (Absolute) Filings	1,675	1,628	-2.8%	1,338	1,507	-7.4%	12.6%	1,185	1,319	-12.5%	11.3%
Highlight Case Type: Divorce (Limited) Filings	123	96	-22.0%	99	113	17.7%	14.1%	107	92	-18.6%	-14.0%
All Other Civil-Family Filings	1,152	1,817	57.7%	932	1,716	-5.6%	84.1%	948	1,519	-11.5%	60.2%
Total Civil-Family Hearings*	9,864	7,489	-24.1%	8,019	7,388	-1.3%	-7.9%	7,315	6,906	-6.5%	-5.6%
Highlight Hearing: Contested Divorce	203	207	2.0%	239	221	6.8%	-7.5%	147	183	-17.2%	24.5%
Highlight Hearing: Uncontested Divorce	1,169	939	-19.7%	1,095	872	-7.1%	-20.4%	1,109	930	6.7%	-16.1%
All Other Civil Family Hearings	8,492	6,343	-25.3%	6,685	6,295	-0.8%	-5.8%	6,059	5,793	-8.0%	-4.4%

Source: MDEC County Circuit Courts, Montgomery County Circuit Court, Prince George's Circuit Court; and Baltimore City Criminal Source Systems.

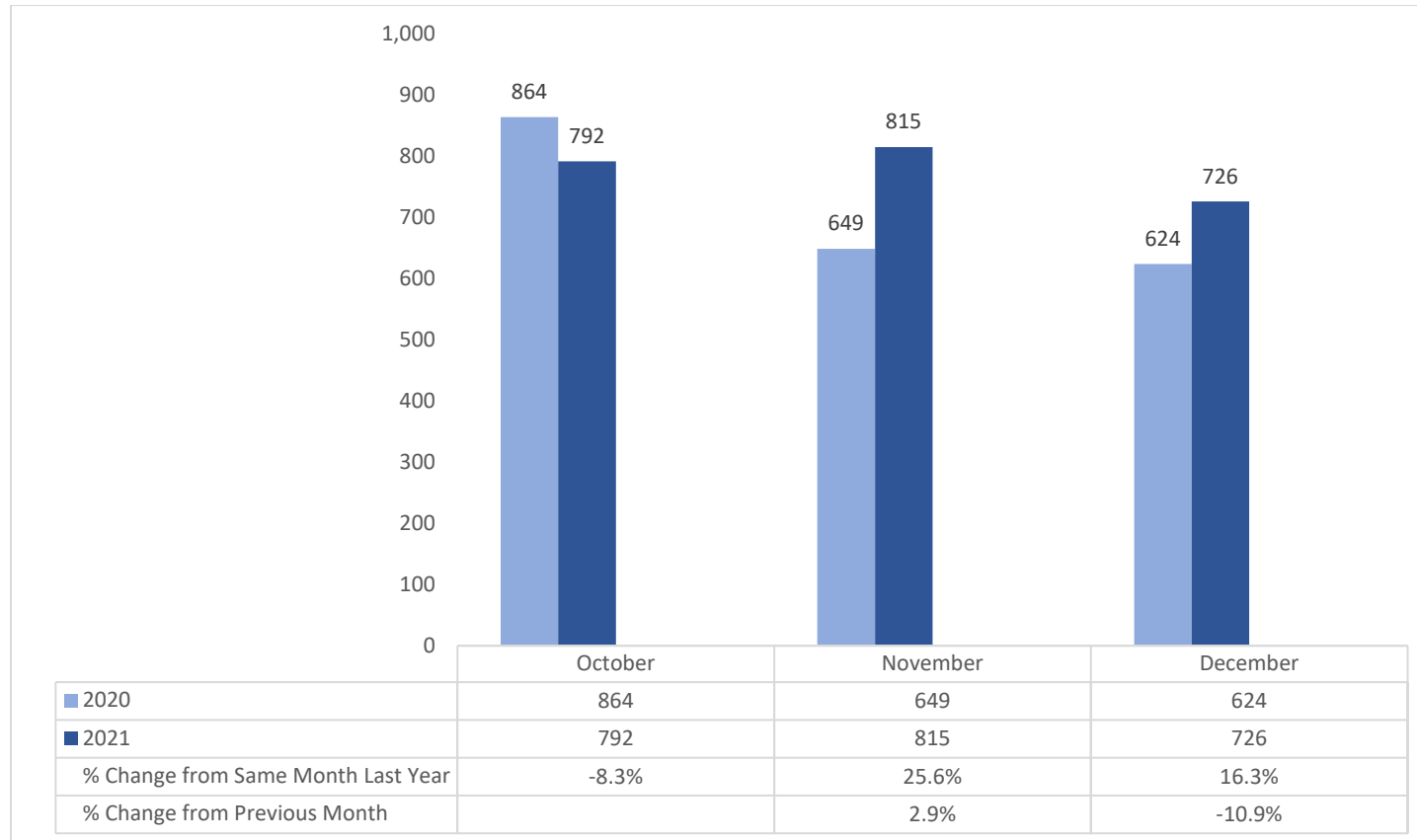
*Includes domestic violence case types and hearings

Figure 7: Monthly Circuit Court Original Case Filings — Case Category: Civil-Family, 2020 and 2021



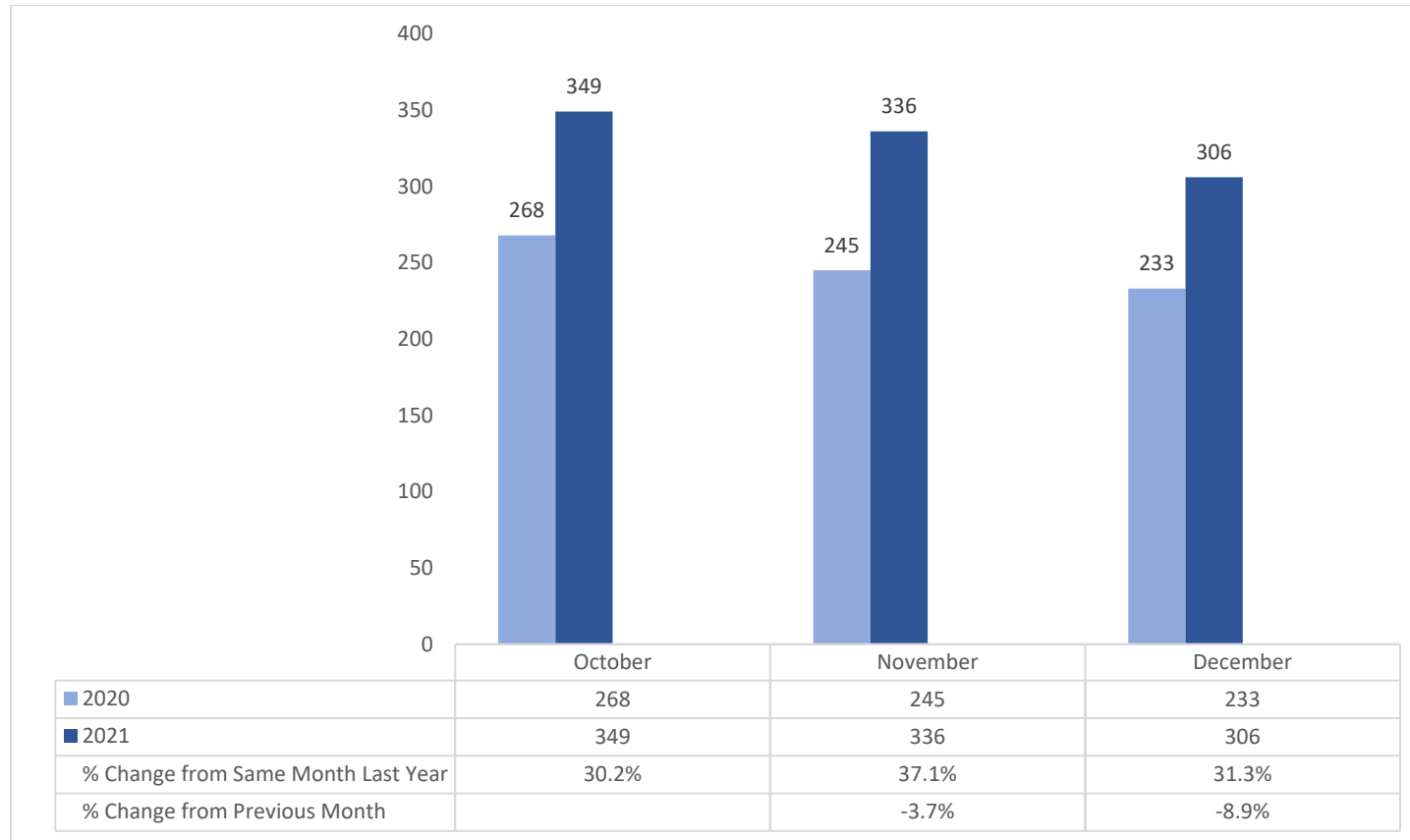
There were 13,131 circuit court family original case filings from October 2021 to December 2021. Circuit court family original case filings increased 14.7% in October 2021 (4,682 circuit court family original case filings) compared to October 2020 (4,082 circuit court family original case filings). In November 2021, there were 4,487 circuit court family original case filings, an increase of 37.5% from November 2020 and a decrease of 4.2% from October 2021. In December 2021, there were 3,962 circuit court family original case filings, an increase of 27.9% from December 2020 and a decrease of 11.7% from November 2021.

Figure 8: Monthly Circuit Court Original Case Filings — Case Type: Child Custody (Versus), 2020 and 2021



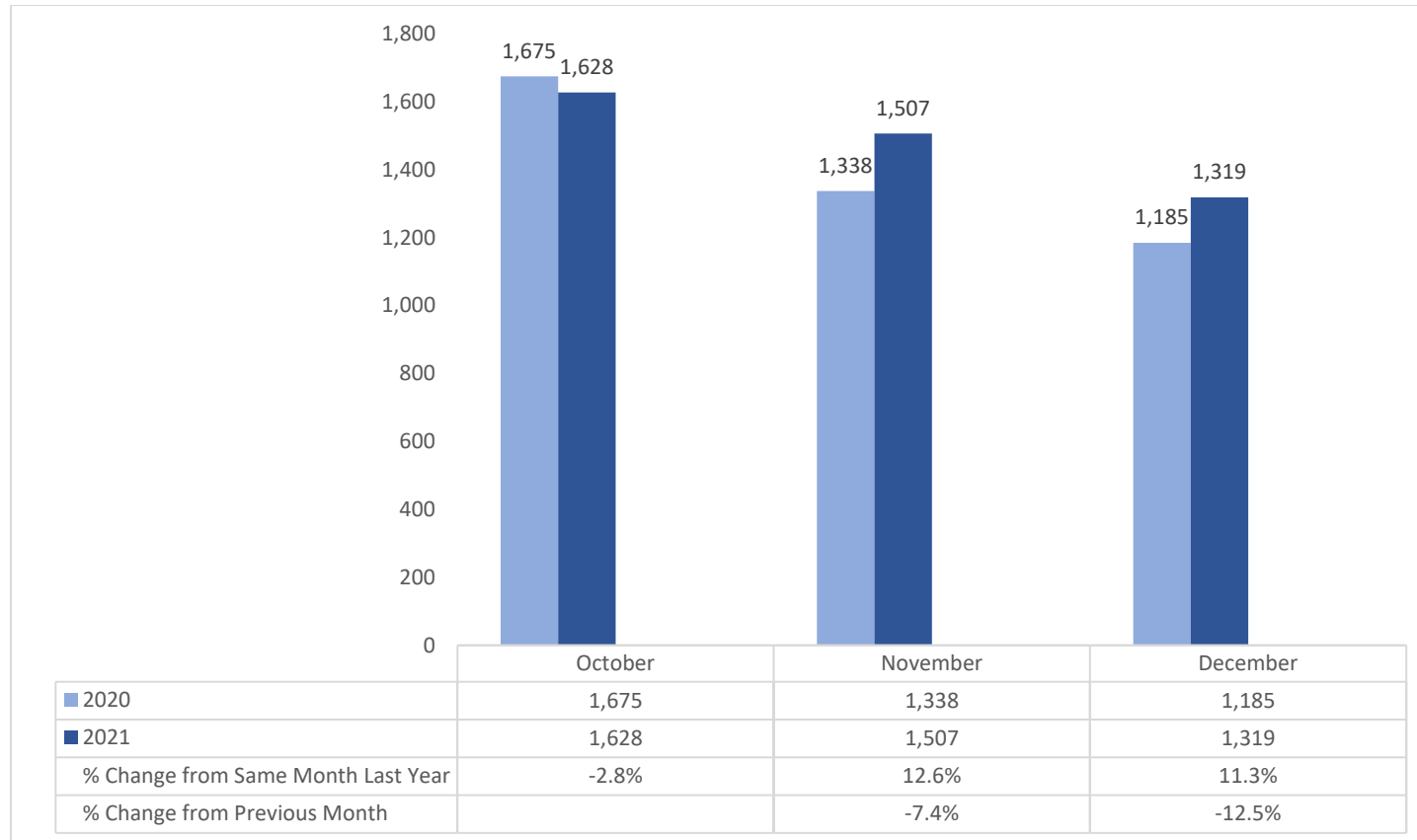
There were 2,333 circuit court child custody (versus) original case filings from October 2021 to December 2021. Circuit court child custody (versus) original case filings declined 8.3% in October 2021 (792 circuit court child custody (versus) original case filings) compared to October 2020 (864 circuit court child custody (versus) original case filings). In November 2021, there were 815 circuit court child custody (versus) original case filings, an increase of 25.6% from November 2020 and an increase of 2.9% from October 2021. In December 2021, there were 726 circuit court child custody (versus) original case filings, an increase of 16.3% from December 2020 and a decrease of 10.9% from November 2021.

Figure 9: Monthly Circuit Court Original Case Filings — Case Type: Child Support (Agency), 2020 and 2021



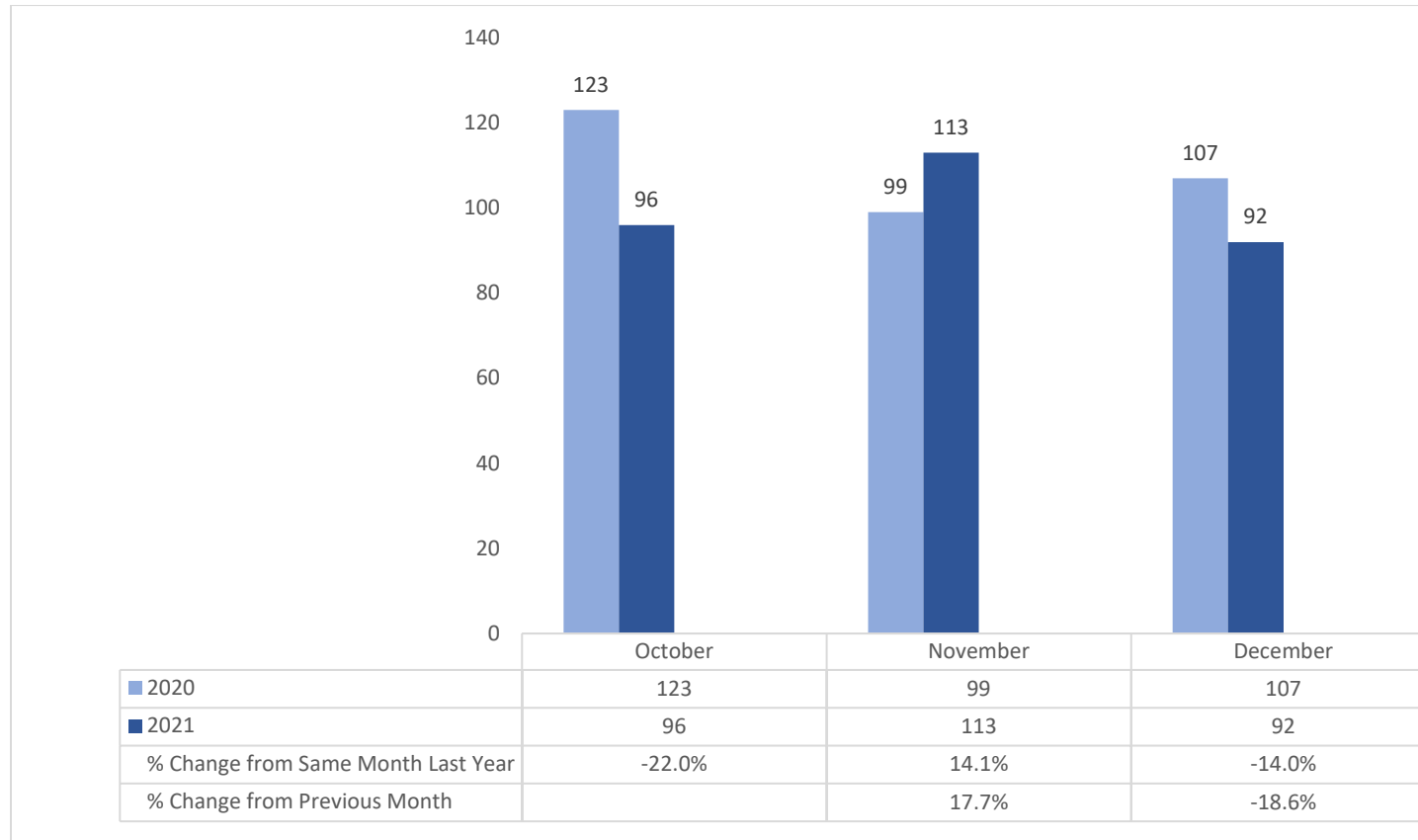
There were 991 circuit court child support (agency) original case filings from October 2021 to December 2021. Circuit court child support (agency) original case filings increased 30.2% in October 2021 (349 circuit court child support (agency) original case filings) compared to October 2020 (268 circuit court child support (agency) original case filings). In November 2021, there were 336 circuit court child support (agency) original case filings, an increase of 37.1% from November 2020 and a decrease of 3.7% from October 2021. In December 2021, there were 306 circuit court child support (agency) original case filings, an increase of 31.3% from December 2020 and a decrease of 8.9% from November 2021.

Figure 10: Monthly Circuit Court Original Case Filings — Case Type: Divorce (Absolute), 2020 and 2021



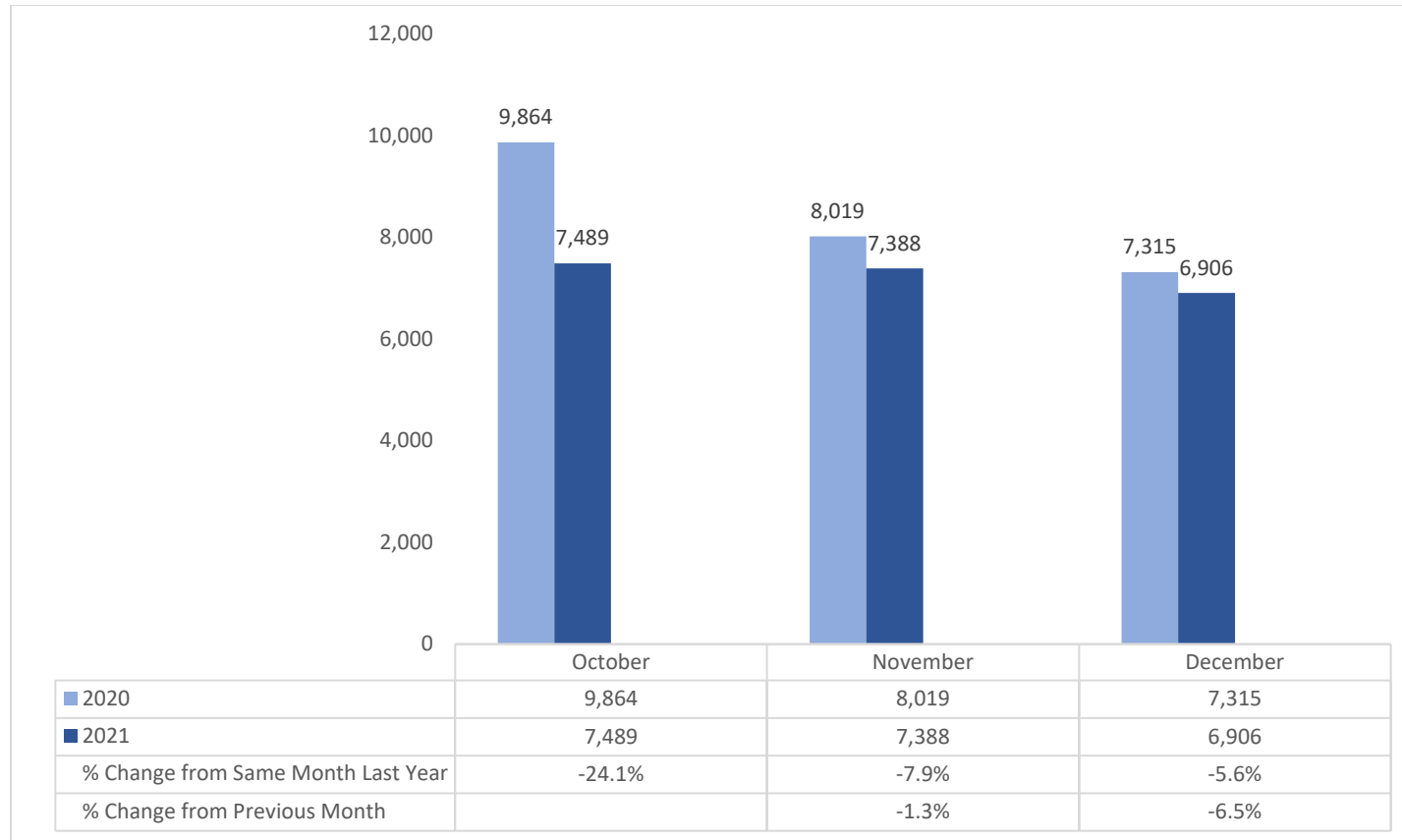
There were 4,454 circuit court divorce (absolute) original case filings from October 2021 to December 2021. Circuit court divorce (absolute) original case filings declined 2.8% in October 2021 (1,628 circuit court divorce (absolute) original case filings) compared to October 2020 (1,675 circuit court divorce (absolute) original case filings). In November 2021, there were 1,507 circuit court divorce (absolute) original case filings, an increase of 12.6% from November 2020 and a decrease of 7.4% from October 2021. In December 2021, there were 1,319 circuit court divorce (absolute) original case filings, an increase of 11.3% from December 2020 and a decrease of 12.5% from November 2021.

Figure 11: Monthly Circuit Court Original Case Filings — Case Type: Divorce (Limited), 2020 and 2021



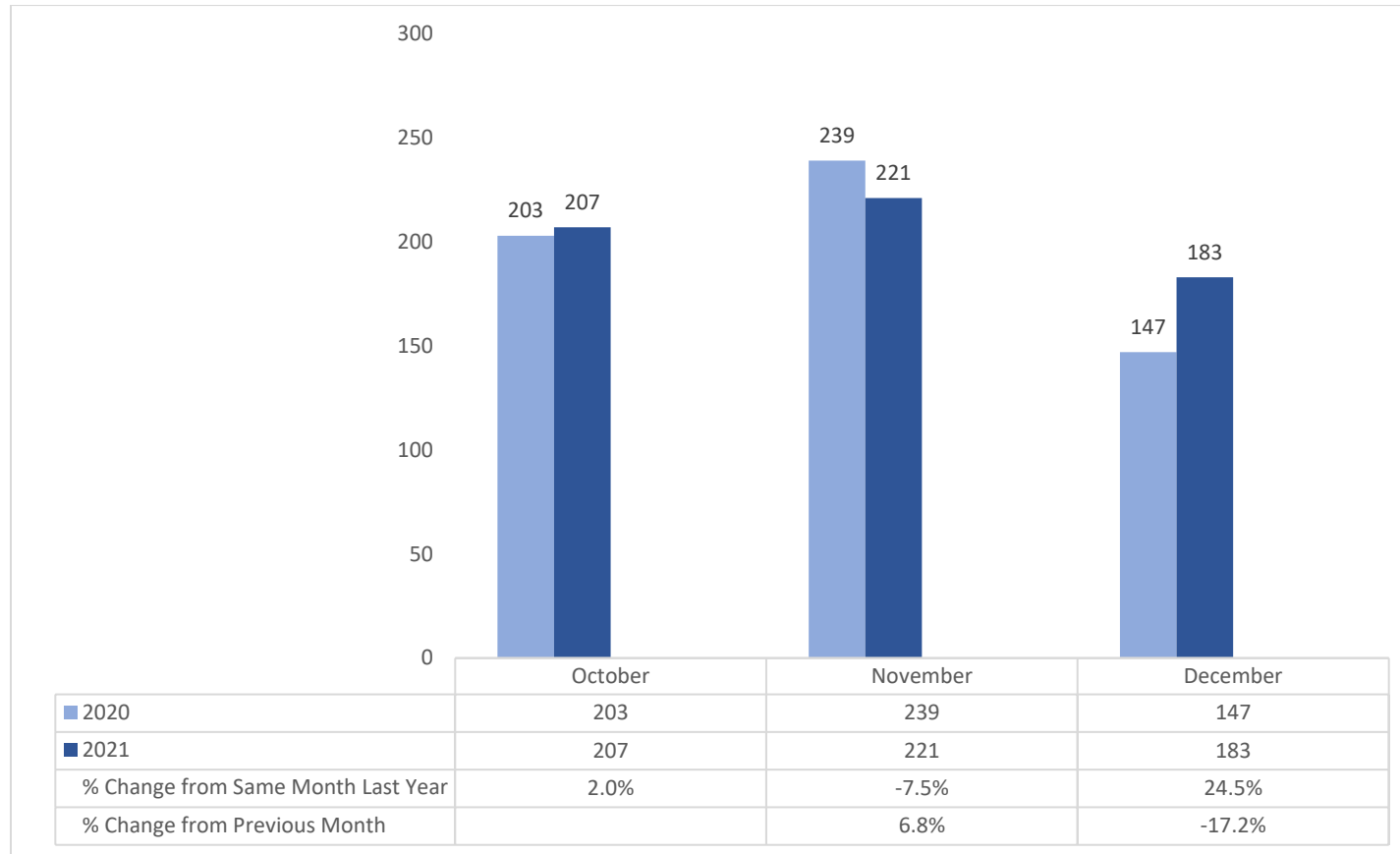
There were 301 circuit court divorce (limited) original case filings from October 2021 to December 2021. Circuit court divorce (limited) original case filings declined 22.0% in October 2021 (96 circuit court divorce (limited) original case filings) compared to October 2020 (123 circuit court divorce (limited) original case filings). In November 2021, there were 113 circuit court divorce (limited) original case filings, an increase of 14.1% from November 2020 and an increase of 17.7% from October 2021. In December 2021, there were 92 circuit court divorce (limited) original case filings, a decrease of 14.0% from December 2020 and a decrease of 18.6% from November 2021.

Figure 12: Monthly Circuit Court Civil-Family Hearings Held/Concluded, 2020 and 2021



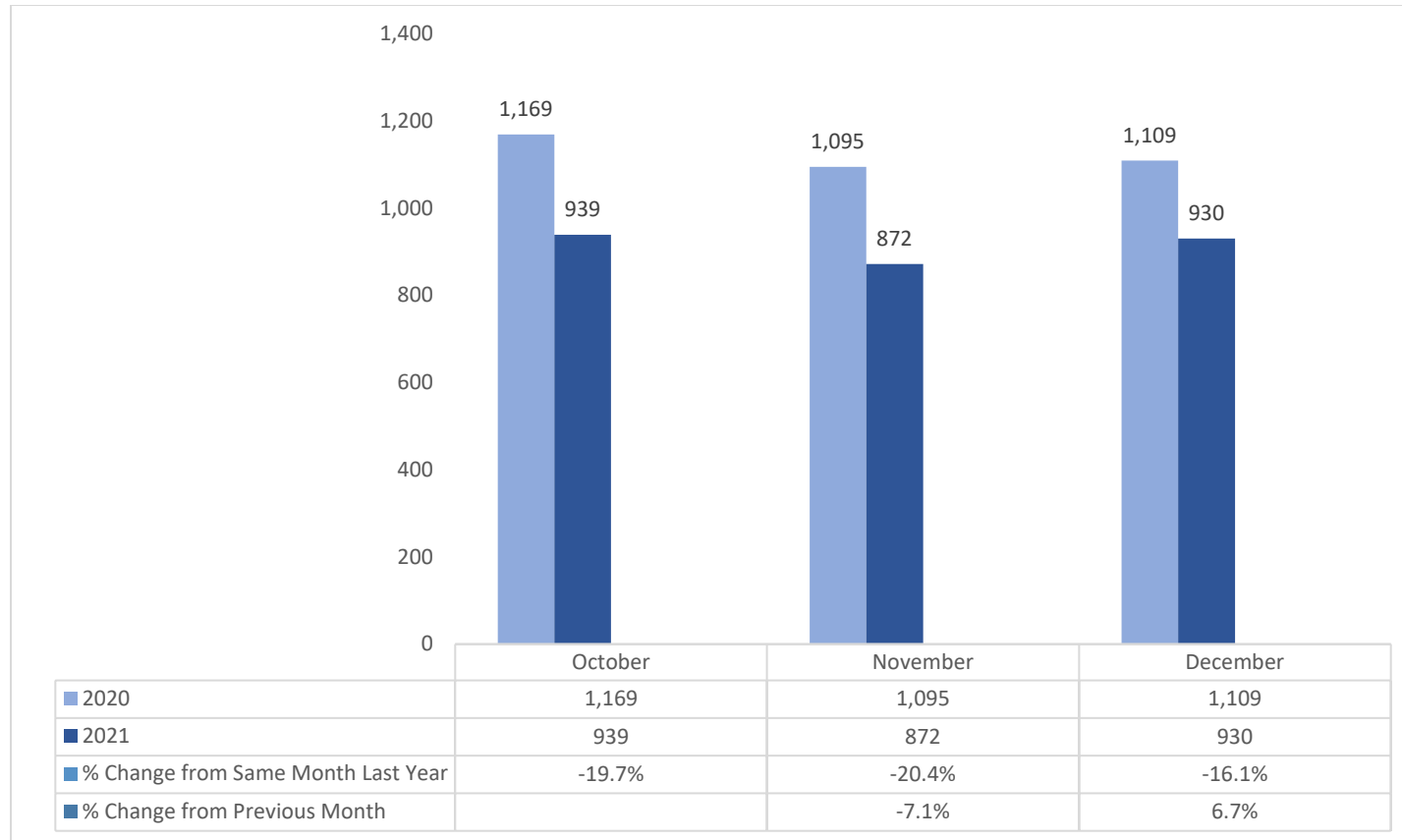
There were 21,783 circuit court civil-family hearings held/concluded from October 2021 to December 2021. Circuit court civil-family hearings held/concluded declined 24.1% in October 2021 (7,489 circuit court civil-family hearings held/concluded) compared to October 2020 (9,864 circuit court civil-family hearings held/concluded). In November 2021, there were 7,388 circuit court civil-family hearings held/concluded, a decrease of 7.9% from November 2020 and a decrease of 1.3% from October 2021. In December 2021, there were 6,906 circuit court civil-family hearings held/concluded, a decrease of 5.6% from December 2020 and a decrease of 6.5% from November 2021.

Figure 13: Monthly Circuit Court Divorce Hearings Held/Concluded — Contested, 2020 and 2021



There were 611 circuit court contested divorce hearings held/concluded from October 2021 to December 2021. Circuit court contested divorce hearings held/concluded increased 2.0% in October 2021 (207 circuit court contested divorce hearings held/concluded) compared to October 2020 (203 circuit court contested divorce hearings held/concluded). In November 2021, there were 221 circuit court contested divorce hearings held/concluded, a decrease of 7.5% from November 2020 and an increase of 6.8% from October 2021. In December 2021, there were 183 circuit court contested divorce hearings held/concluded, an increase of 24.5% from December 2020 and a decrease of 17.2% from November 2021.

Figure 14: Monthly Circuit Court Divorce Hearings Held/Concluded — Uncontested, 2020 and 2021



There were 2,741 circuit court uncontested divorce hearings held/concluded from October 2021 to December 2021. Circuit court uncontested divorce hearings held/concluded declined 19.7% in October 2021 (939 circuit court uncontested divorce hearings held/concluded) compared to October 2020 (1,169 circuit court uncontested divorce hearings held/concluded). In November 2021, there were 872 circuit court uncontested divorce hearings held/concluded, a decrease of 20.4% from November 2020 and a decrease of 7.1% from October 2021. In December 2021, there were 930 circuit court uncontested divorce hearings held/concluded, a decrease of 16.1% from December 2020 and an increase of 6.7% from November 2021.

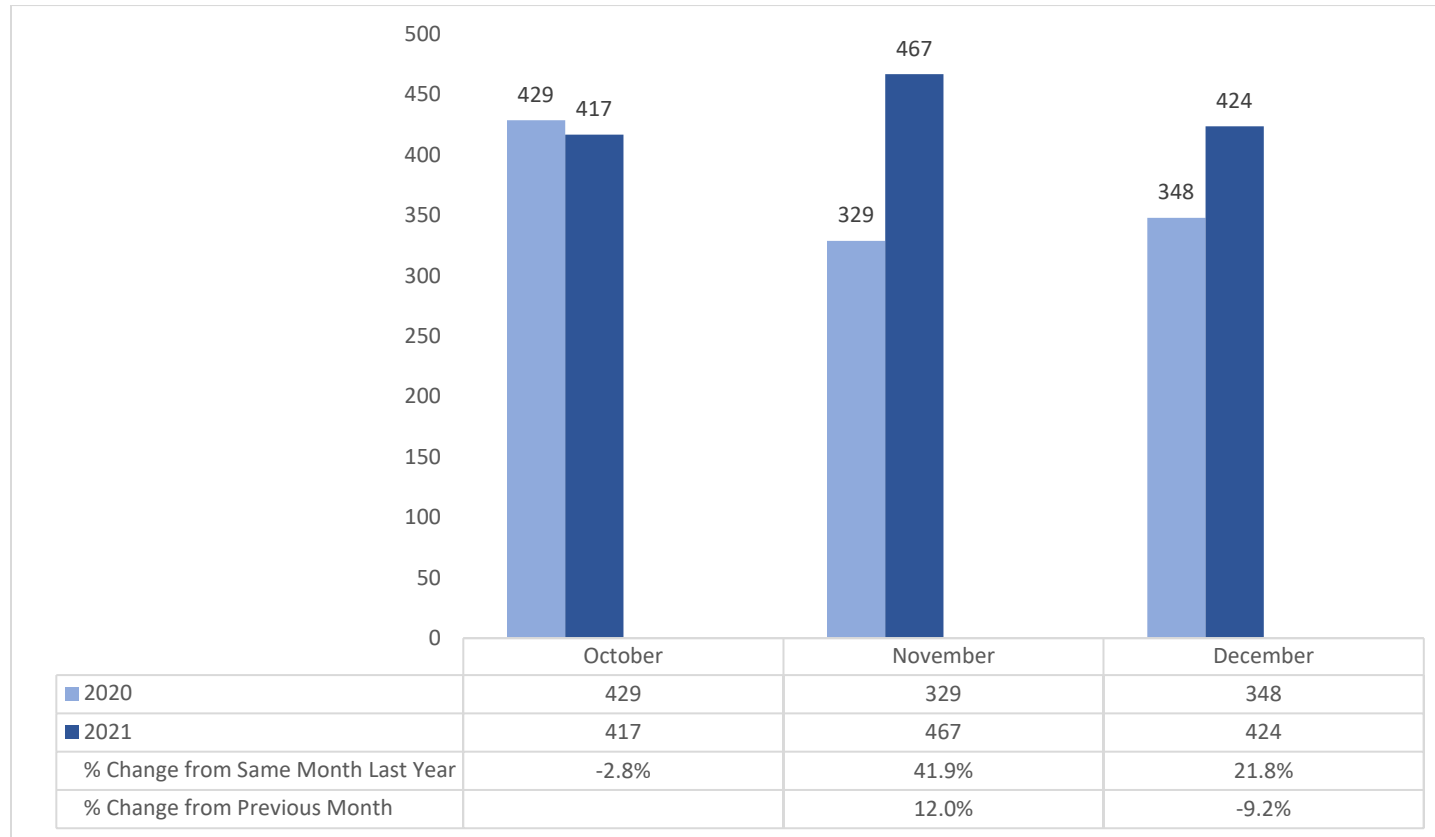
Circuit Court Juvenile Case Activity

Table 10: Circuit Court Juvenile Original Case Filings, Hearings Held/Concluded, October-December 2020 and 2021

Circuit Court Juvenile Case Activity	October			November				December			
	2020	2021	Percent Change from Last Year: October 2020 & 2021	2020	2021	Percent Change from Previous Month: November & October 2021	Percent Change from Last Year: November 2020 & 2021	2020	2021	Percent Change from Previous Month: December & November 2021	Percent Change from Last Year: December 2020 & 2021
Total Juvenile Original Filings	429	417	-2.8%	329	467	12.0%	41.9%	348	424	-9.2%	21.8%
Total Juvenile Hearings	5,136	4,255	-17.2%	4,379	4,038	-5.1%	-7.8%	4,590	4,135	2.4%	-9.9%
Highlight Hearing: Child in Need of Assistance Hearings	2,601	2,317	-10.9%	2,166	2,229	-3.8%	2.9%	2,378	2,324	4.3%	-2.3%
All Other Juvenile Hearings	2,535	1,938	-23.6%	2,213	1,809	-6.7%	-18.3%	2,212	1,811	0.1%	-18.1%

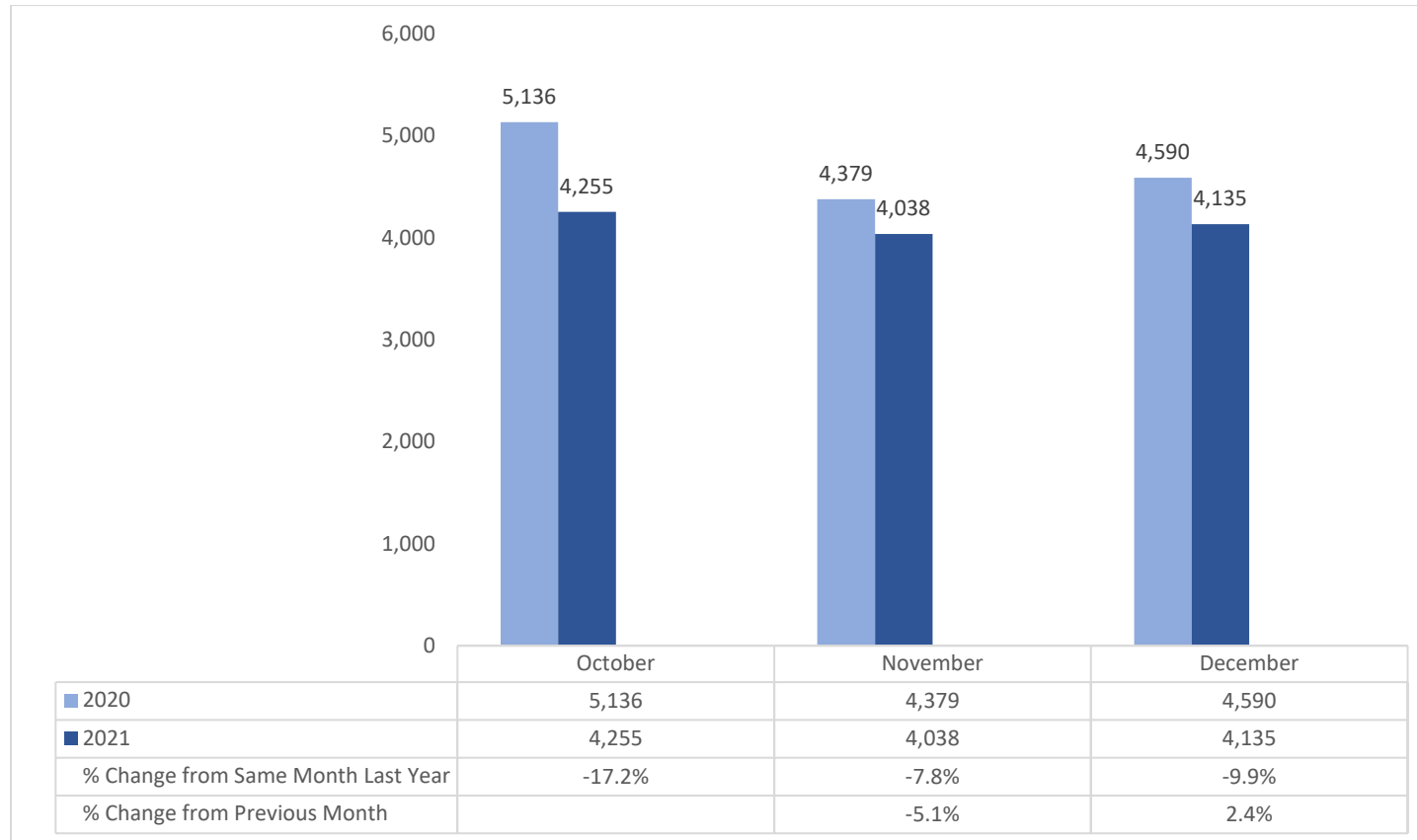
Source: MDEC County Circuit Courts, Montgomery County Circuit Court, Prince George's Circuit Court; and Baltimore City Juvenile Source Systems.

Figure 15: Monthly Circuit Court Original Case Filings — Case Category: Juvenile, 2020 and 2021



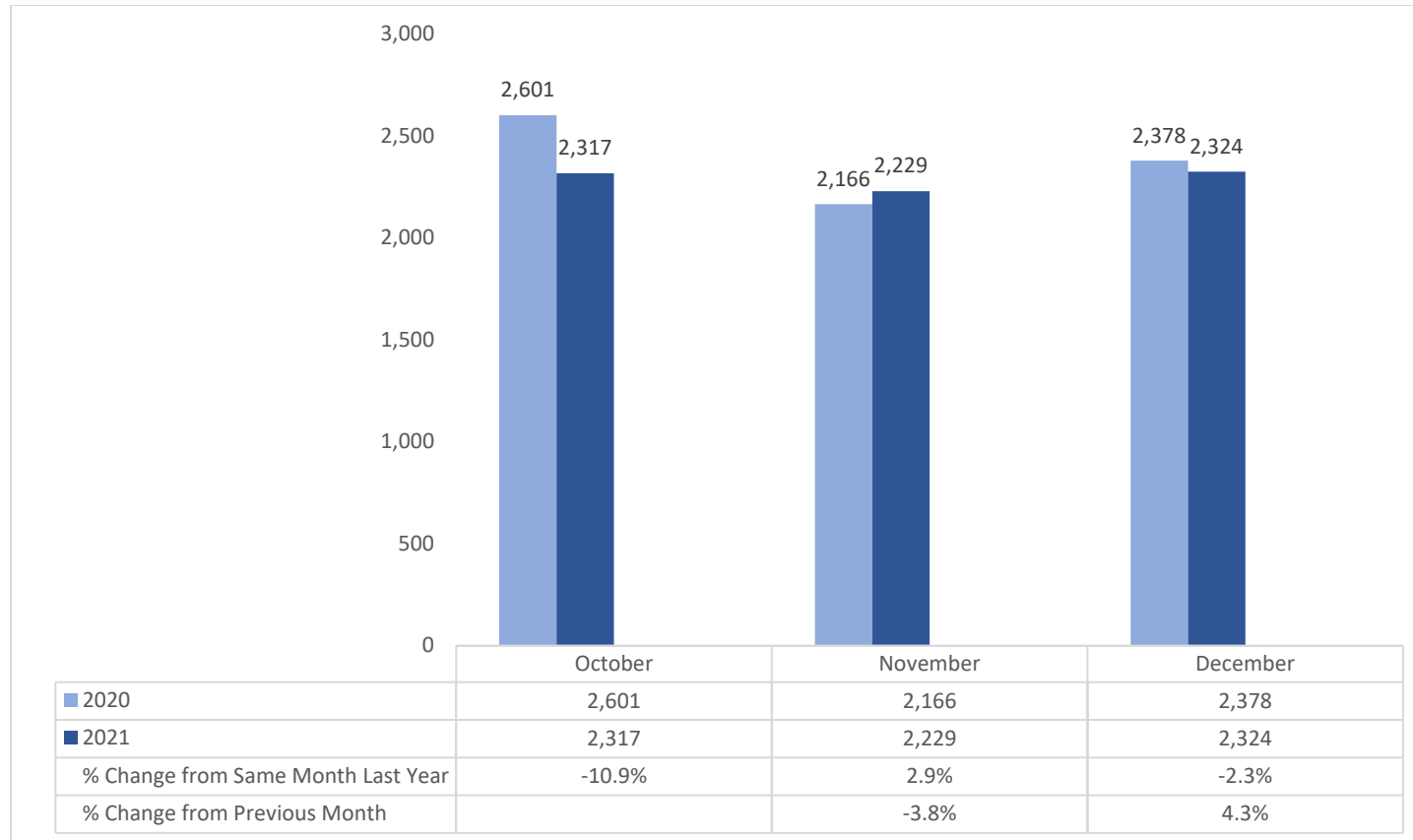
There were 1,308 circuit court original juvenile case filings from October 2021 to December 2021. Circuit court original juvenile case filings declined 2.8% in October 2021 (417 circuit court original juvenile case filings) compared to October 2020 (429 circuit court original juvenile case filings). In November 2021, there were 467 circuit court original juvenile case filings, an increase of 41.9% from November 2020 and an increase of 12.0% from October 2021. In December 2021, there were 424 circuit court original juvenile case filings, an increase of 21.8% from December 2020 and a decrease of 9.2% from November 2021.

Figure 16: Monthly Circuit Court Juvenile Hearings Held/Concluded, 2020 and 2021



There were 12,428 circuit court juvenile hearings held/concluded from October 2021 to December 2021. Circuit court juvenile hearings held/concluded declined 17.2% in October 2021 (4,255 circuit court juvenile hearings held/concluded) compared to October 2020 (5,136 circuit court juvenile hearings held/concluded). In November 2021, there were 4,038 circuit court juvenile hearings held/concluded, a decrease of 7.8% from November 2020 and a decrease of 5.1% from October 2021. In December 2021, there were 4,135 circuit court juvenile hearings held/concluded, a decrease of 9.9% from December 2020 and an increase of 2.4% from November 2021.

Figure 17: Monthly Circuit Court Child in Need of Assistance (CINA) Hearings Held/Concluded 2020 and 2021



There were 6,870 circuit court CINA hearings held/concluded from October 2021 to December 2021. Circuit court CINA hearings held/concluded declined 10.9% in October 2021 (2,317 circuit court CINA hearings held/concluded) compared to October 2020 (2,601 circuit court CINA hearings held/concluded). In November 2021, there were 2,229 circuit court CINA hearings held/concluded, an increase of 2.9% from November 2020 and a decrease of 3.8% from October 2021. In December 2021, there were 2,324 circuit court CINA hearings held/concluded, a decrease of 2.3% from December 2020 and an increase of 4.3% from November 2021.

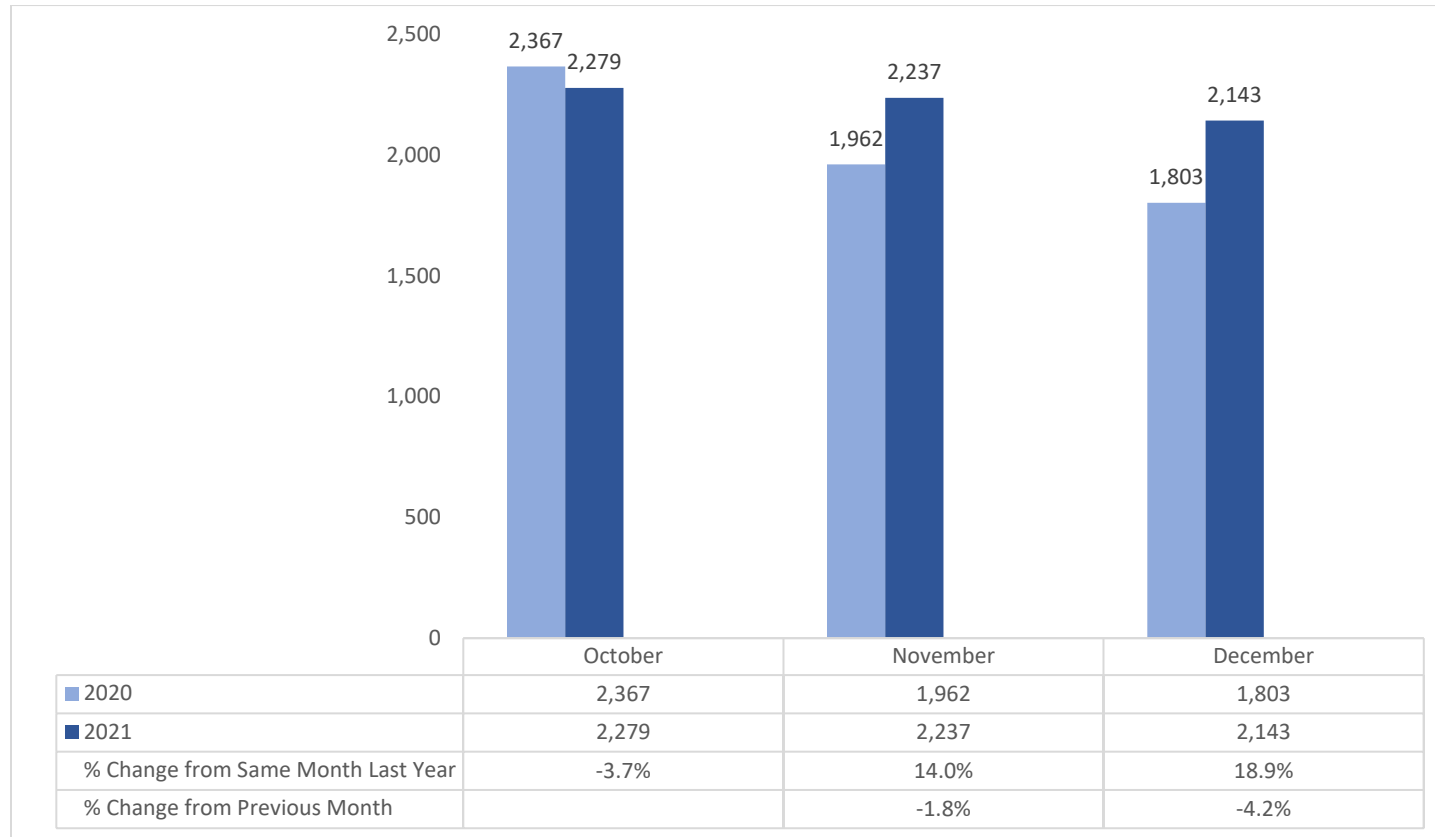
Circuit Court Criminal Case Activity

Table 11: Circuit Court Criminal Case Activity — Case Filings, Pleas, Hearings Held/Concluded and Dispositions October-December 2020 and 2021

Circuit Court Criminal Case Activity	October			November				December			
	2020	2021	Percent Change from Last Year: October 2020 & 2021	2020	2021	Percent Change from Previous Month: November & October 2021	Percent Change from Last Year: November 2020 & 2021	2020	2021	Percent Change from Previous Month: December & November 2021	Percent Change from Last Year: December 2020 & 2021
Total Criminal Original Filings	2,367	2,279	-3.7%	1,962	2,237	-1.8%	14.0%	1,803	2,143	-4.2%	18.9%
Pleas by Charge	4,034	5,786	43.4%	2,612	4,609	-20.3%	76.5%	4,303	4,124	-10.5%	-4.2%
Pleas by Unique Case	1,536	2,350	53.0%	1,205	2,125	-9.6%	76.3%	1,080	1,969	-7.3%	82.3%
Total Criminal Hearings	9,454	10,709	13.3%	7,485	9,900	-7.6%	32.3%	7,252	9,703	-2.0%	33.8%
Highlight Hearing - Bail Review Hearings	657	676	2.9%	605	703	4.0%	16.2%	846	748	6.4%	-11.6%
All Other Criminal Hearings	8,797	10,033	14.1%	6,880	9,197	-8.3%	33.7%	6,406	8,955	-2.6%	39.8%
Dispositions by Charge	10,810	17,459	61.5%	8,530	15,386	-11.9%	80.4%	6,334	14,243	-7.4%	124.9%
Dispositions by Case	2,384	3,521	47.7%	1,851	3,178	-9.7%	71.7%	1,259	3,003	-5.5%	138.5%

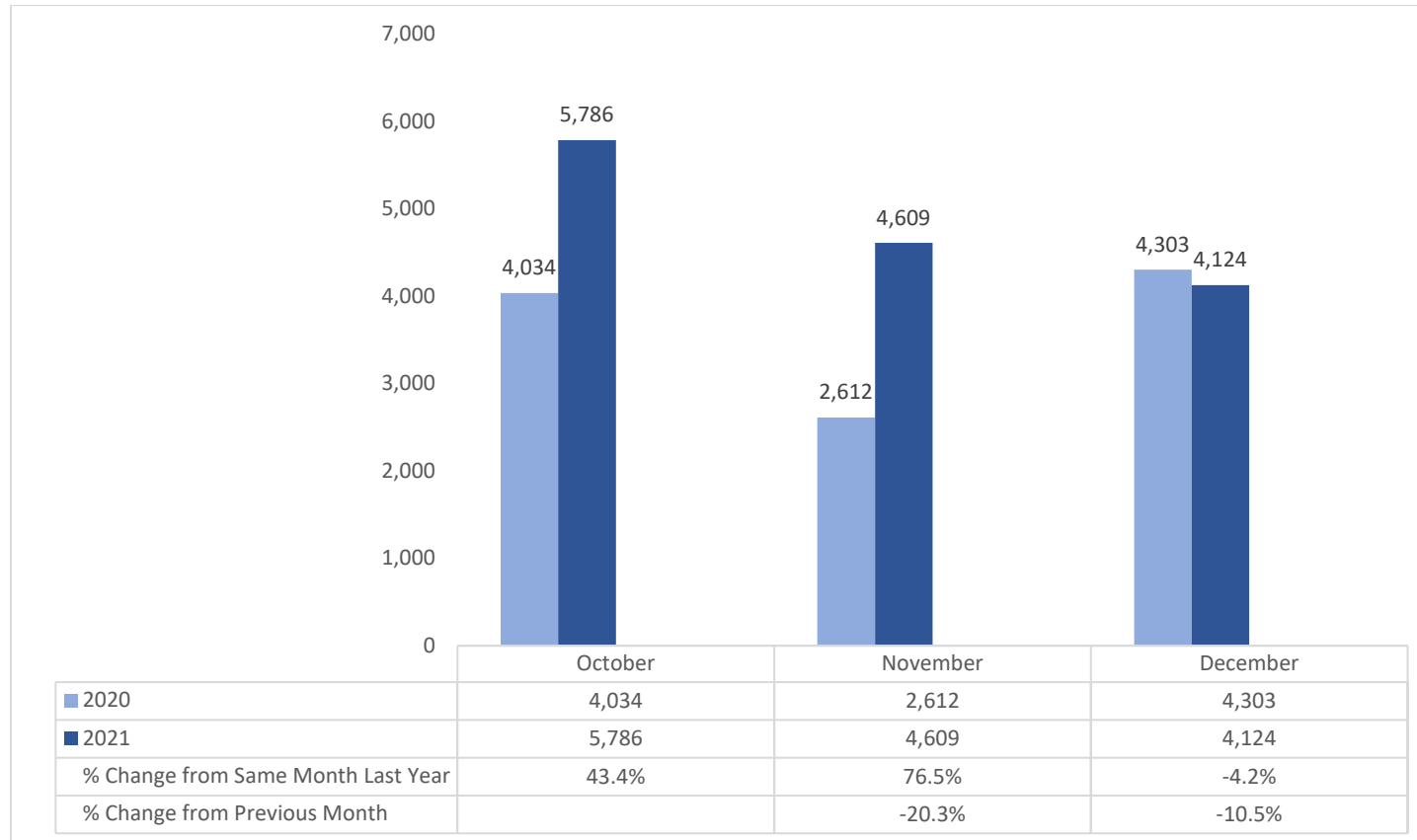
Source: MDEC County Circuit Courts, Montgomery County Circuit Court, Prince George's Circuit Court; and Baltimore City Criminal Source Systems.

Figure 18: Monthly Circuit Court Original Case Filings — Case Category: Criminal, 2020 and 2021



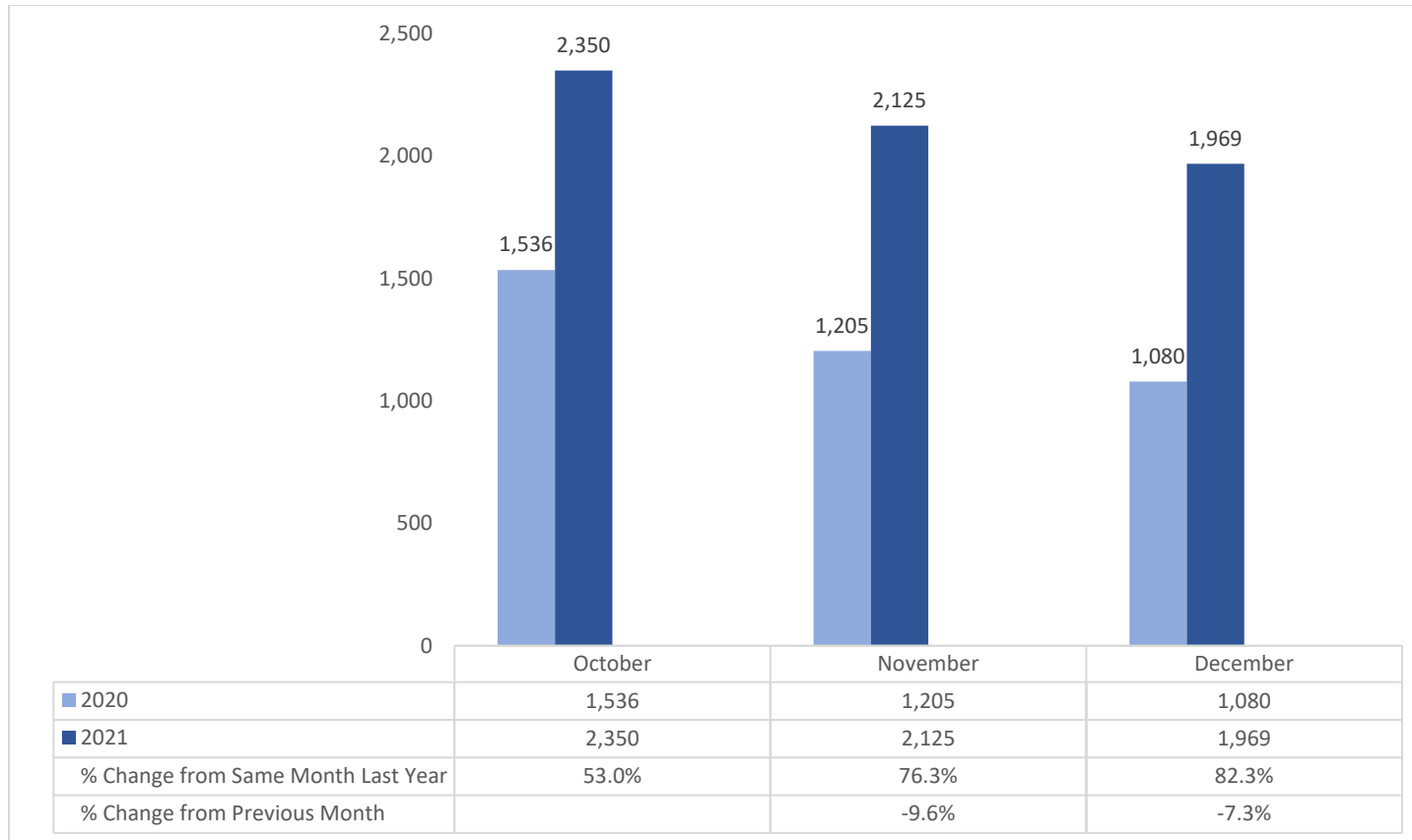
There were 6,659 circuit court original criminal case filings from October 2021 to December 2021. Circuit court original criminal case filings declined 3.7% in October 2021 (2,279 circuit court original criminal case filings) compared to October 2020 (2,367 circuit court original criminal case filings). In November 2021, there were 2,237 circuit court original criminal case filings, an increase of 14.0% from November 2020 and a decrease of 1.8% from October 2021. In December 2021, there were 2,143 circuit court original criminal case filings, an increase of 18.9% from December 2020 and a decrease of 4.2% from November 2021.

Figure 19: Monthly Circuit Court — Criminal Pleas (Total Charges Pled), 2020 and 2021



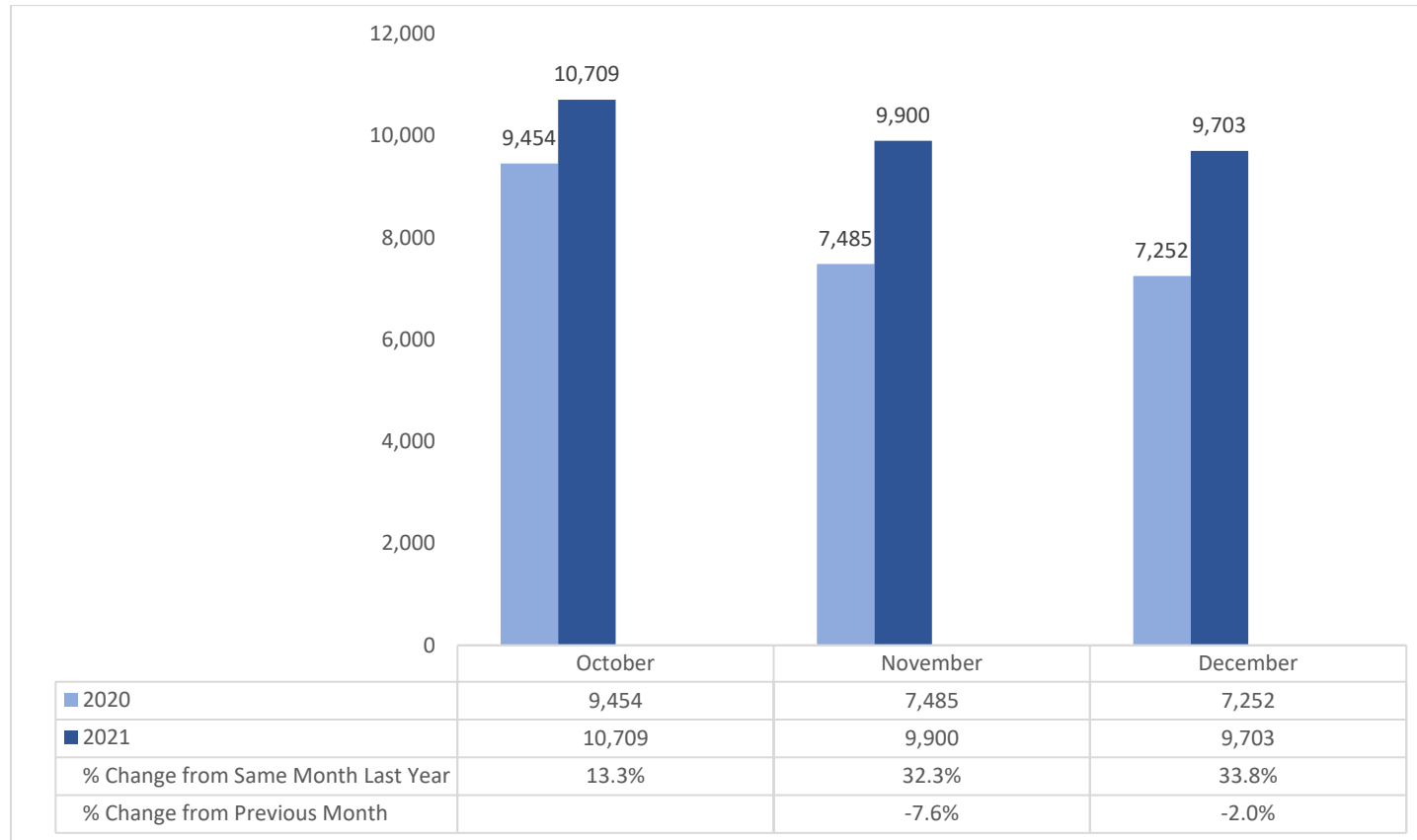
There were 14,519 circuit court criminal pleas (total charges pled) from October 2021 to December 2021. Circuit court criminal pleas (total charges pled) increased 43.4% in October 2021 (5,786 circuit court criminal pleas (total charges pled)) compared to October 2020 (4,034 circuit court criminal pleas (total charges pled)). In November 2021, there were 4,609 circuit court criminal pleas (total charges pled), an increase of 76.5% from November 2020 and a decrease of 20.3% from October 2021. In December 2021, there were 4,124 circuit court criminal pleas (total charges pled), a decrease of 4.2% from December 2020 and a decrease of 10.5% from November 2021.

Figure 20: Monthly Circuit Court — Criminal Pleas (Unique Cases), 2020 and 2021



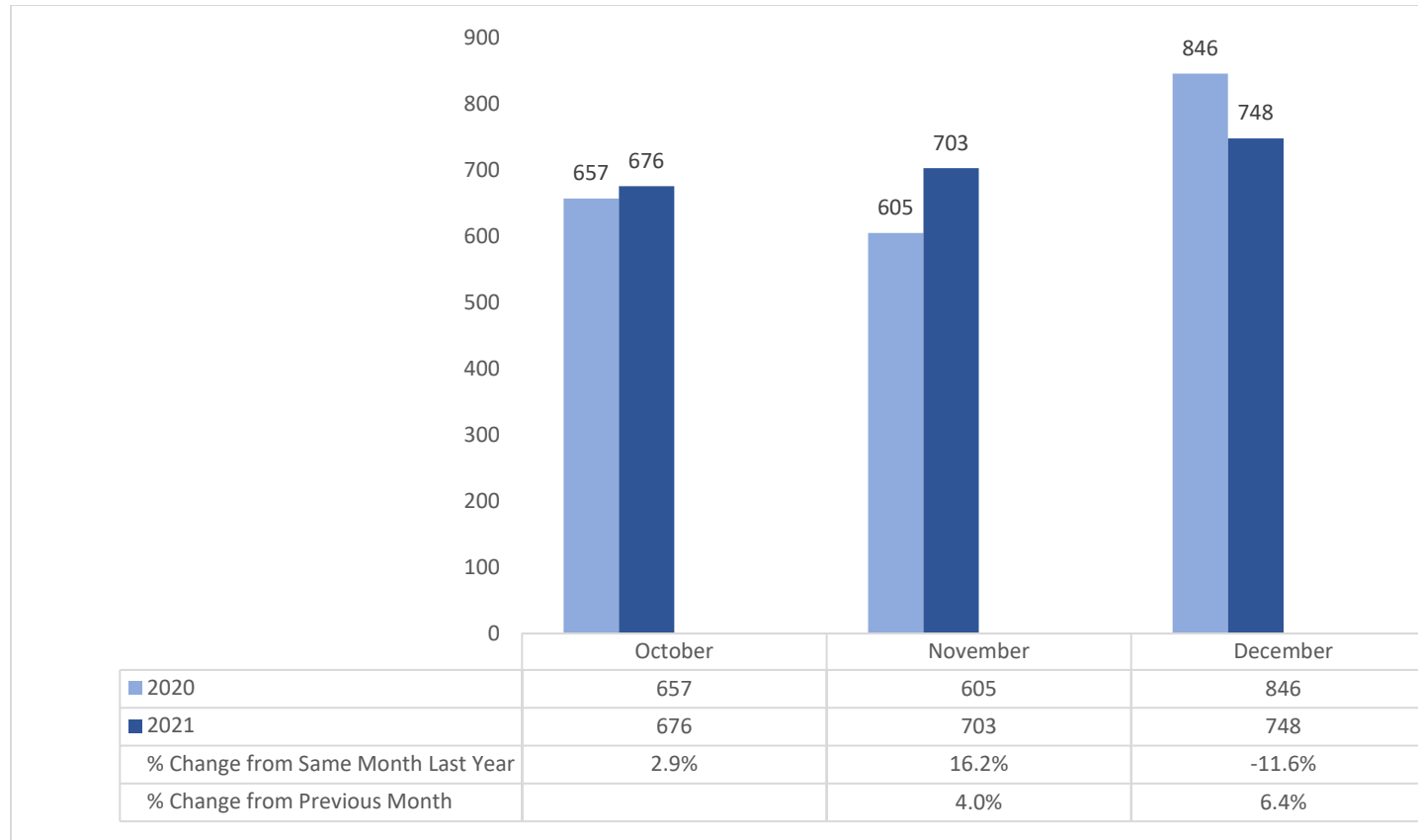
There were 6,444 circuit court criminal pleas (unique cases) from October 2021 to December 2021. Circuit court criminal pleas (unique cases) increased 53.0% in October 2021 (2,350 circuit court criminal pleas (unique cases)) compared to October 2020 (1,536 circuit court criminal pleas (unique cases)). In November 2021, there were 2,125 circuit court criminal pleas (unique cases), an increase of 76.3% from November 2020 and a decrease of 9.6% from October 2021. In December 2021, there were 1,969 circuit court criminal pleas (unique cases), an increase of 82.3% from December 2020 and a decrease of 7.3% from November 2021.

Figure 21: Monthly Circuit Court Criminal Hearings Held/Concluded, 2020 and 2021



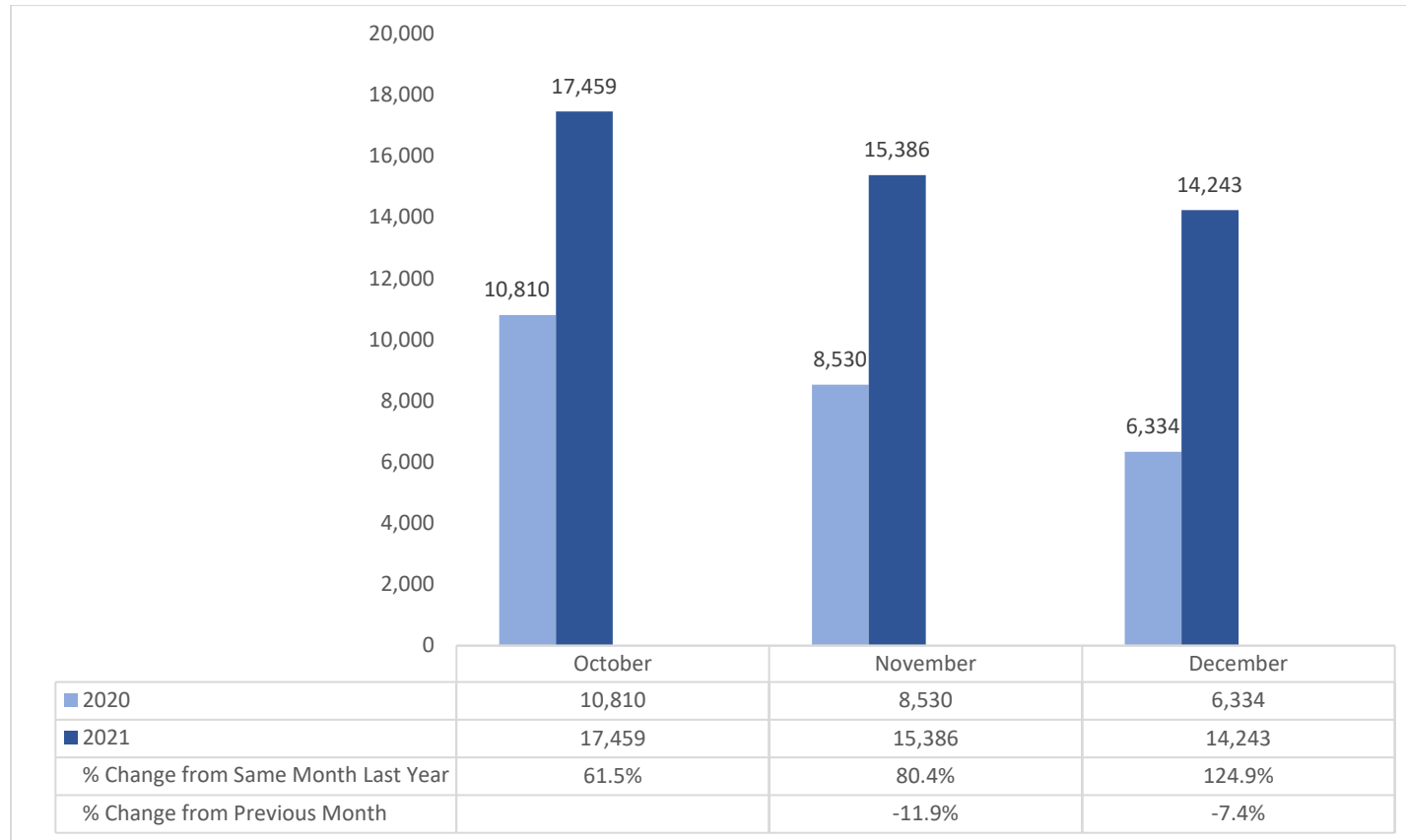
There were 30,312 circuit court criminal hearings held/concluded from October 2021 to December 2021. Circuit court criminal hearings held/concluded increased 13.3% in October 2021 (10,709 circuit court criminal hearings held/concluded) compared to October 2020 (9,454 circuit court criminal hearings held/concluded). In November 2021, there were 9,900 circuit court criminal hearings held/concluded, an increase of 32.3% from November 2020 and a decrease of 7.6% from October 2021. In December 2021, there were 9,703 circuit court criminal hearings held/concluded, an increase of 33.8% from December 2020 and a decrease of 2.0% from November 2021.

Figure 22: Monthly Circuit Court Bail Review Hearings Held/Concluded, 2020 and 2021



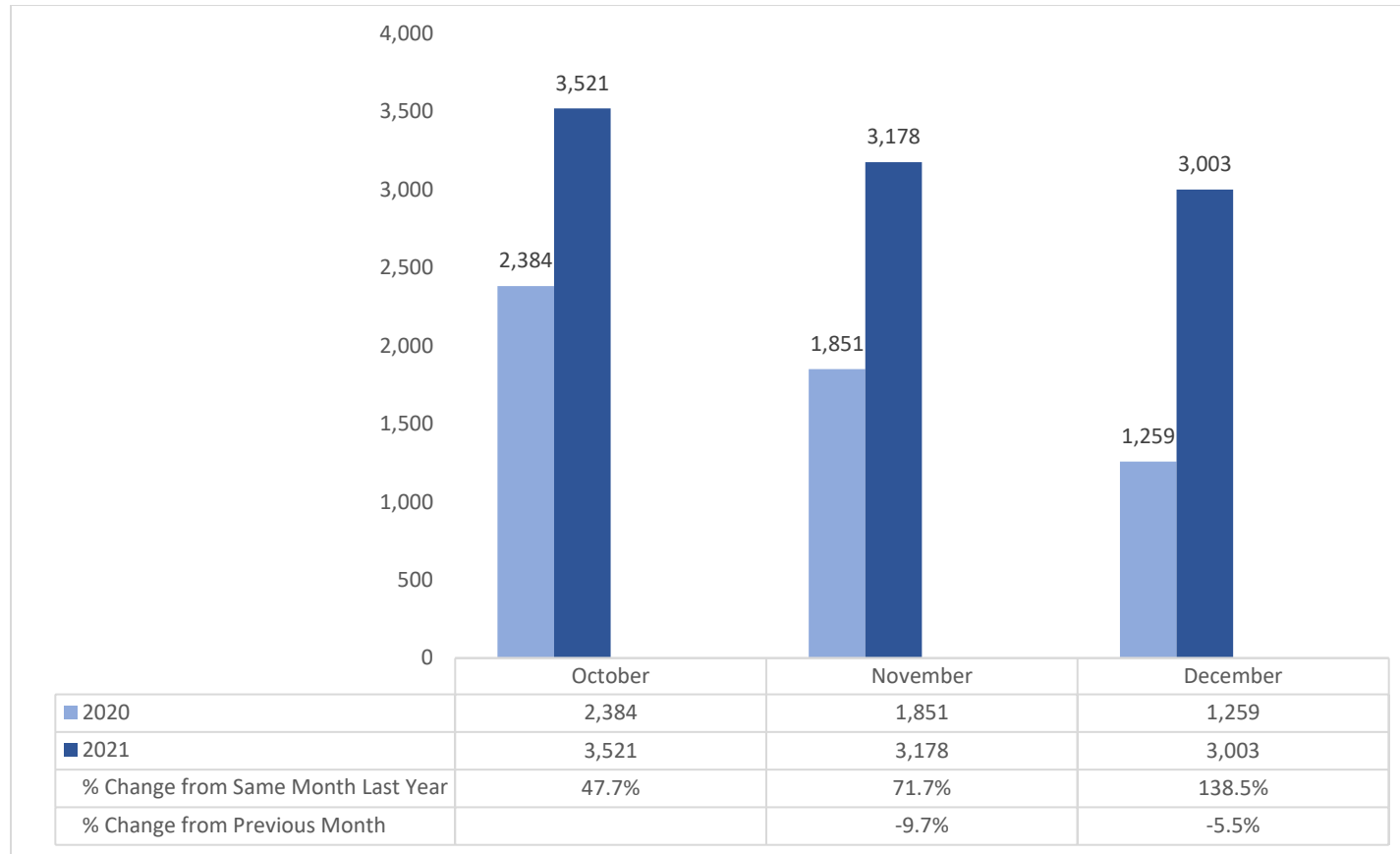
There were 2,127 circuit court bail review hearings held/concluded from October 2021 to December 2021. Circuit court bail review hearings held/concluded increased 2.9% in October 2021 (676 circuit court bail review hearings held/concluded) compared to October 2020 (657 circuit court bail review hearings held/concluded). In November 2021, there were 703 circuit court bail review hearings held/concluded, an increase of 16.2% from November 2020 and an increase of 4.0% from October 2021. In December 2021, there were 748 circuit court bail review hearings held/concluded, a decrease of 11.6% from December 2020 and an increase of 6.4% from November 2021.

Figure 23: Monthly Circuit Court — Criminal Dispositions (Charges), 2020 and 2021



There were 47,088 circuit court criminal dispositions (charges) from October 2021 to December 2021. Circuit court criminal dispositions (charges) increased 61.5% in October 2021 (17,459 circuit court criminal dispositions (charges)) compared to October 2020 (10,810 circuit court criminal dispositions (charges)). In November 2021, there were 15,386 circuit court criminal dispositions (charges), an increase of 80.4% from November 2020 and a decrease of 11.9% from October 2021. In December 2021, there were 14,243 circuit court criminal dispositions (charges), an increase of 124.9% from December 2020 and a decrease of 7.4% from November 2021.

Figure 24: Monthly Circuit Court — Criminal Dispositions (Cases), 2020 and 2021



There were 9,702 circuit court criminal dispositions (cases) from October 2021 to December 2021. Circuit court criminal dispositions (cases) increased 47.7% in October 2021 (3,521 circuit court criminal dispositions (cases)) compared to October 2020 (2,384 circuit court criminal dispositions (cases)). In November 2021, there were 3,178 circuit court criminal dispositions (cases), an increase of 71.7% from November 2020 and a decrease of 9.7% from October 2021. In December 2021, there were 3,003 circuit court criminal dispositions (cases), an increase of 138.5% from December 2020 and a decrease of 5.5% from November 2021.

District Court - Original Case Filings

Table 12: District Court Original Case Filings — By Case Category*, October-December 2020 and 2021

District Court Original Case Filings by Case Category	October			November				December			
	2020	2021	Percent Change from Last Year: October 2020 & 2021	2020	2021	Percent Change from Previous Month: November & October 2021	Percent Change from Last Year: November 2020 & 2021	2020	2021	Percent Change from Previous Month: December & November 2021	Percent Change from Last Year: December 2020 & 2021
Motor Vehicle	59,754	60,745	2%	59,939	64,575	6%	8%	50,283	52,118	-19%	4%
Criminal	8,311	7,478	-10%	7,399	7,248	-3%	-2%	7,456	7,426	2%	0%
Civil	19,276	15,059	-22%	20,277	12,546	-17%	-38%	23,057	12,466	-1%	-46%
Landlord-Tenant	33,649	15,234	-55%	24,731	20,029	31%	-19%	26,577	23,183	16%	-13%
Total Filings	120,990	98,516	-19%	112,346	104,398	6%	-7%	107,373	95,193	-9%	-11%

*Case Category Notes:

- Motor vehicle filings include all citations associated with an incident, including Transportation Article §21-902, payable and must appear, mass transit, natural resource and parking and red-light violations.
- Criminal filings include criminal cases filed and fugitive warrants.
- Civil filings include civil cases and citations, domestic violence, peace order, ERPO, aids of execution, municipal infractions, emergency evaluations, forfeiture of contraband and injunctions filed.
- Landlord-tenant filings represent failure to pay rent filings.

Table 13: District Court Total Original Case Filings — By County, October-December 2020 and 2021

District Court Original Case Filings by County	October			November				December			
	2020	2021	Percent Change from Last Year: October 2020 & 2021	2020	2021	Percent Change from Previous Month: November & October 2021	Percent Change from Last Year: November 2020 & 2021	2020	2021	Percent Change from Previous Month: December & November 2021	Percent Change from Last Year: December 2020 & 2021
District 1	15,022	14,167	-6%	14,289	14,468	2%	1%	17,557	10,577	-27%	-40%
Baltimore City	15,022	14,167	-6%	14,289	14,468	2%	1%	17,557	10,577	-27%	-40%
District 2	7,609	7,203	-5%	7,272	6,014	-17%	-17%	5,503	5,493	-9%	0%
Dorchester	1,060	751	-29%	936	761	1%	-19%	876	640	-16%	-27%
Somerset	852	1,132	33%	1,027	975	-14%	-5%	633	814	-17%	29%
Wicomico	2,823	2,852	1%	2,858	2,560	-10%	-10%	2,412	2,488	-3%	3%
Worcester	2,874	2,468	-14%	2,451	1,718	-30%	-30%	1,582	1,551	-10%	-2%
District 3	5,868	5,426	-8%	5,746	5,594	3%	-3%	4,930	4,272	-24%	-13%
Caroline	847	754	-11%	835	832	10%	0%	660	558	-33%	-15%
Cecil	2,699	2,257	-16%	2,498	2,547	13%	2%	2,295	1,990	-22%	-13%
Kent	314	308	-2%	259	373	21%	44%	194	294	-21%	52%
Queen Anne's	1,217	1,397	15%	1,278	1,005	-28%	-21%	967	832	-17%	-14%
Talbot	791	710	-10%	876	837	18%	-4%	814	598	-29%	-27%
District 4	6,049	6,143	2%	6,659	6,052	-1%	-9%	5,937	4,897	-19%	-18%
Calvert	1,628	1,308	-20%	1,709	1,432	9%	-16%	1,384	1,179	-18%	-15%
Charles	2,317	2,746	19%	2,804	2,555	-7%	-9%	2,436	2,076	-19%	-15%
St. Mary's	2,104	2,089	-1%	2,146	2,065	-1%	-4%	2,117	1,642	-20%	-22%
District 5	17,973	17,192	-4%	17,828	20,017	16%	12%	19,283	20,459	2%	6%
Prince George's	17,973	17,192	-4%	17,828	20,017	16%	12%	19,283	20,459	2%	6%
District 6	12,805	7,750	-39%	11,949	9,703	25%	-19%	10,245	10,380	7%	1%
Montgomery	12,805	7,750	-39%	11,949	9,703	25%	-19%	10,245	10,380	7%	1%
District 7	12,575	9,189	-27%	11,785	10,698	16%	-9%	10,128	9,697	-9%	-4%
Anne Arundel	12,575	9,189	-27%	11,785	10,698	16%	-9%	10,128	9,697	-9%	-4%
District 8	24,457	16,022	-34%	20,514	16,339	2%	-20%	19,235	15,564	-5%	-19%
Baltimore	24,457	16,022	-34%	20,514	16,339	2%	-20%	19,235	15,564	-5%	-19%
District 9	5,003	4,347	-13%	4,066	3,637	-16%	-11%	4,386	3,169	-13%	-28%
Harford	5,003	4,347	-13%	4,066	3,637	-16%	-11%	4,386	3,169	-13%	-28%
District 10	6,539	5,235	-20%	5,761	5,400	3%	-6%	4,935	4,879	-10%	-1%
Howard	4,382	3,358	-23%	3,461	3,252	-3%	-6%	2,965	3,163	-3%	7%
Carroll	2,157	1,877	-13%	2,300	2,148	14%	-7%	1,970	1,716	-20%	-13%
District 11	5,338	4,214	-21%	5,036	4,716	12%	-6%	4,099	4,333	-8%	6%
Frederick	3,001	2,285	-24%	2,774	2,773	21%	0%	2,370	2,465	-11%	4%
Washington	2,337	1,929	-17%	2,262	1,943	1%	-14%	1,729	1,868	-4%	8%
District 12	1,752	1,628	-7%	1,441	1,760	8%	22%	1,135	1,473	-16%	30%
Allegany	1,184	1,175	-1%	937	1,192	1%	27%	804	894	-25%	11%
Garrett	568	453	-20%	504	568	25%	13%	331	579	2%	75%
State Totals	120,990	98,516	-19%	112,346	104,398	6%	-7%	107,373	95,193	-9%	-11%

Table 14: District Court Civil Original Case Filings — By County, October-December 2020 and 2021

District Court Civil Original Case Filings by County	October			November				December			
	2020	2021	Percent Change from Last Year: October 2020 & 2021	2020	2021	Percent Change from Previous Month: November & October 2021	Percent Change from Last Year: November 2020 & 2021	2020	2021	Percent Change from Previous Month: December & November 2021	Percent Change from Last Year: December 2020 & 2021
District 1	2,892	2,437	-16%	2,482	2,257	-7%	-9%	6,484	2,151	-5%	-67%
Baltimore City	2,892	2,437	-16%	2,482	2,257	-7%	-9%	6,484	2,151	-5%	-67%
District 2	865	554	-36%	1,117	445	-20%	-60%	923	451	1%	-51%
Dorchester	153	61	-60%	147	65	7%	-56%	158	68	5%	-57%
Somerset	83	52	-37%	155	59	13%	-62%	81	21	-64%	-74%
Wicomico	421	303	-28%	535	213	-30%	-60%	452	268	26%	-41%
Worcester	208	138	-34%	280	108	-22%	-61%	232	94	-13%	-59%
District 3	811	514	-37%	735	348	-32%	-53%	712	423	22%	-41%
Caroline	149	86	-42%	132	62	-28%	-53%	125	57	-8%	-54%
Cecil	385	221	-43%	309	156	-29%	-50%	300	187	20%	-38%
Kent	57	36	-37%	54	25	-31%	-54%	40	28	12%	-30%
Queen Anne's	157	104	-34%	145	57	-45%	-61%	132	91	60%	-31%
Talbot	63	67	6%	95	48	-28%	-49%	115	60	25%	-48%
District 4	1,163	977	-16%	1,371	776	-21%	-43%	1,291	845	9%	-35%
Calvert	342	191	-44%	324	165	-14%	-49%	324	236	43%	-27%
Charles	577	564	-2%	716	412	-27%	-42%	675	412	0%	-39%
St. Mary's	244	222	-9%	331	199	-10%	-40%	292	197	-1%	-33%
District 5	3,799	4,006	5%	4,053	3,337	-17%	-18%	3,956	3,353	0%	-15%
Prince George's	3,799	4,006	5%	4,053	3,337	-17%	-18%	3,956	3,353	0%	-15%
District 6	2,066	1,388	-33%	2,483	1,367	-2%	-45%	2,196	1,206	-12%	-45%
Montgomery	2,066	1,388	-33%	2,483	1,367	-2%	-45%	2,196	1,206	-12%	-45%
District 7	1,607	1,023	-36%	1,678	905	-12%	-46%	1,569	833	-8%	-47%
Anne Arundel	1,607	1,023	-36%	1,678	905	-12%	-46%	1,569	833	-8%	-47%
District 8	3,158	2,240	-29%	3,294	1,557	-30%	-53%	3,250	1,795	15%	-45%
Baltimore	3,158	2,240	-29%	3,294	1,557	-30%	-53%	3,250	1,795	15%	-45%
District 9	804	502	-38%	775	401	-20%	-48%	718	334	-17%	-53%
Harford	804	502	-38%	775	401	-20%	-48%	718	334	-17%	-53%
District 10	908	612	-33%	960	478	-22%	-50%	857	439	-8%	-49%
Howard	631	410	-35%	625	343	-16%	-45%	586	304	-11%	-48%
Carroll	277	202	-27%	335	135	-33%	-60%	271	135	0%	-50%
District 11	970	651	-33%	1,068	558	-14%	-48%	913	542	-3%	-41%
Frederick	505	315	-38%	564	248	-21%	-56%	521	292	18%	-44%
Washington	465	336	-28%	504	310	-8%	-38%	392	250	-19%	-36%
District 12	233	155	-33%	261	117	-25%	-55%	188	94	-20%	-50%
Allegany	177	106	-40%	207	87	-18%	-58%	144	60	-31%	-58%
Garrett	56	49	-13%	54	30	-39%	-44%	44	34	13%	-23%
State Totals	19,276	15,059	-22%	20,277	12,546	-17%	-38%	23,057	12,466	-1%	-46%

Table 15: District Court Motor Vehicle Original Case Filings — By County, October-December 2020 and 2021

District Court Motor Vehicle Original Case Filings by County	October			November				December			
	2020	2021	Percent Change from Last Year: October 2020 & 2021	2020	2021	Percent Change from Previous Month: November & October 2021	Percent Change from Last Year: November 2020 & 2021	2020	2021	Percent Change from Previous Month: December & November 2021	Percent Change from Last Year: December 2020 & 2021
District 1	4,938	7,222	46%	5,162	6,981	-3%	35%	4,315	3,331	-52%	-23%
Baltimore City	4,938	7,222	46%	5,162	6,981	-3%	35%	4,315	3,331	-52%	-23%
District 2	5,152	4,903	-5%	4,965	4,762	-3%	-4%	3,704	3,946	-17%	7%
Dorchester	742	608	-18%	649	541	-11%	-17%	608	439	-19%	-28%
Somerset	558	920	65%	705	798	-13%	13%	471	613	-23%	30%
Wicomico	1,469	1,238	-16%	1,598	1,935	56%	21%	1,380	1,606	-17%	16%
Worcester	2,383	2,137	-10%	2,013	1,488	-30%	-26%	1,245	1,288	-13%	3%
District 3	4,135	4,290	4%	4,325	4,688	9%	8%	3,551	3,225	-31%	-9%
Caroline	572	593	4%	611	715	21%	17%	478	452	-37%	-5%
Cecil	1,716	1,671	-3%	1,782	2,012	20%	13%	1,566	1,402	-30%	-10%
Kent	228	236	4%	182	321	36%	76%	127	230	-28%	81%
Queen Anne's	961	1,213	26%	1,037	898	-26%	-13%	744	653	-27%	-12%
Talbot	658	577	-12%	713	742	29%	4%	636	488	-34%	-23%
District 4	3,685	4,365	18%	4,163	4,329	-1%	4%	3,661	3,121	-28%	-15%
Calvert	1,066	960	-10%	1,190	1,129	18%	-5%	881	798	-29%	-9%
Charles	1,167	1,832	57%	1,501	1,699	-7%	13%	1,325	1,193	-30%	-10%
St. Mary's	1,452	1,573	8%	1,472	1,501	-5%	2%	1,455	1,130	-25%	-22%
District 5	11,117	10,142	-9%	10,875	11,339	12%	4%	9,787	10,708	-6%	9%
Prince George's	11,117	10,142	-9%	10,875	11,339	12%	4%	9,787	10,708	-6%	9%
District 6	7,042	5,026	-29%	6,451	5,777	15%	-10%	5,522	6,210	7%	12%
Montgomery	7,042	5,026	-29%	6,451	5,777	15%	-10%	5,522	6,210	7%	12%
District 7	7,039	6,675	-5%	7,311	7,873	18%	8%	6,170	6,281	-20%	2%
Anne Arundel	7,039	6,675	-5%	7,311	7,873	18%	8%	6,170	6,281	-20%	2%
District 8	6,759	7,449	10%	6,826	7,750	4%	14%	5,671	6,310	-19%	11%
Baltimore	6,759	7,449	10%	6,826	7,750	4%	14%	5,671	6,310	-19%	11%
District 9	2,201	2,989	36%	2,623	2,440	-18%	-7%	2,226	1,871	-23%	-16%
Harford	2,201	2,989	36%	2,623	2,440	-18%	-7%	2,226	1,871	-23%	-16%
District 10	3,814	3,666	-4%	3,619	3,907	7%	8%	2,873	3,319	-15%	16%
Howard	2,258	2,210	-2%	1,921	2,105	-5%	10%	1,458	1,966	-7%	35%
Carroll	1,556	1,456	-6%	1,698	1,802	24%	6%	1,415	1,353	-25%	-4%
District 11	2,729	2,769	1%	2,681	3,297	19%	23%	2,075	2,664	-19%	28%
Frederick	1,765	1,634	-7%	1,626	2,123	30%	31%	1,276	1,561	-26%	22%
Washington	964	1,135	18%	1,055	1,174	3%	11%	799	1,103	-6%	38%
District 12	1,143	1,249	9%	938	1,432	15%	53%	728	1,132	-21%	55%
Allegany	691	898	30%	527	942	5%	79%	509	660	-30%	30%
Garrett	452	351	-22%	411	490	40%	19%	219	472	-4%	116%
State Totals	59,754	60,745	2%	59,939	64,575	6%	8%	50,283	52,118	-19%	4%

Table 16: District Court Landlord-Tenant Original Case Filings — By County, October-December 2020 and 2021

District Court Landlord-Tenant Cases Filed by County	October			November				December			
	2020	2021	Percent Change from Last Year: October 2020 & 2021	2020	2021	Percent Change from Previous Month: November & October 2021	Percent Change from Last Year: November 2020 & 2021	2020	2021	Percent Change from Previous Month: December & November 2021	Percent Change from Last Year: December 2020 & 2021
District 1	5,703	3,085	-46%	5,336	3,898	26%	-27%	5,484	3,770	-3%	-31%
Baltimore City	5,703	3,085	-46%	5,336	3,898	26%	-27%	5,484	3,770	-3%	-31%
District 2	1,046	1,216	16%	738	358	-71%	-51%	442	597	67%	35%
Dorchester	63	30	-52%	35	61	103%	74%	0	42	-31%	-
Somerset	145	74	-49%	118	55	-26%	-53%	22	111	102%	405%
Wicomico	764	1,104	45%	565	234	-79%	-59%	413	419	79%	1%
Worcester	74	8	-89%	20	8	0%	-60%	7	25	213%	257%
District 3	388	156	-60%	212	145	-7%	-32%	222	193	33%	-13%
Caroline	28	4	-86%	15	6	50%	-60%	2	1	-83%	-50%
Cecil	323	135	-58%	165	132	-2%	-20%	194	161	22%	-17%
Kent	1	0	-100%	2	0	-	-100%	0	3	-	-
Queen Anne's	20	12	-40%	19	1	-92%	-95%	15	24	2300%	60%
Talbot	16	5	-69%	11	6	20%	-45%	11	4	-33%	-64%
District 4	610	240	-61%	574	330	38%	-43%	362	301	-9%	-17%
Calvert	40	21	-48%	29	19	-10%	-34%	29	8	-58%	-72%
Charles	323	124	-62%	367	177	43%	-52%	167	211	19%	26%
St. Mary's	247	95	-62%	178	134	41%	-25%	166	82	-39%	-51%
District 5	1,914	2,043	7%	1,843	4,443	117%	141%	4,419	5,452	23%	23%
Prince George's	1,914	2,043	7%	1,843	4,443	117%	141%	4,419	5,452	23%	23%
District 6	3,148	1,023	-68%	2,525	2,003	96%	-21%	2,009	2,457	23%	22%
Montgomery	3,148	1,023	-68%	2,525	2,003	96%	-21%	2,009	2,457	23%	22%
District 7	2,901	601	-79%	1,869	1,097	83%	-41%	1,470	1,643	50%	12%
Anne Arundel	2,901	601	-79%	1,869	1,097	83%	-41%	1,470	1,643	50%	12%
District 8	13,545	5,328	-61%	9,584	6,100	14%	-36%	9,439	6,572	8%	-30%
Baltimore	13,545	5,328	-61%	9,584	6,100	14%	-36%	9,439	6,572	8%	-30%
District 9	1,678	589	-65%	340	544	-8%	60%	1,148	700	29%	-39%
Harford	1,678	589	-65%	340	544	-8%	60%	1,148	700	29%	-39%
District 10	1,483	628	-58%	843	717	14%	-15%	867	797	11%	-8%
Howard	1,324	584	-56%	718	655	12%	-9%	725	743	13%	2%
Carroll	159	44	-72%	125	62	41%	-50%	142	54	-13%	-62%
District 11	1,129	309	-73%	835	374	21%	-55%	708	677	81%	-4%
Frederick	480	130	-73%	384	169	30%	-56%	347	380	125%	10%
Washington	649	179	-72%	451	205	15%	-55%	361	297	45%	-18%
District 12	104	16	-85%	32	20	25%	-38%	7	24	20%	243%
Allegany	101	10	-90%	30	17	70%	-43%	6	12	-29%	100%
Garrett	3	6	100%	2	3	-50%	50%	1	12	300%	1100%
State Totals	33,649	15,234	-55%	24,731	20,029	31%	-19%	26,577	23,183	16%	-13%

Table 17: District Court Criminal Original Case Filings — By County, October-December 2020 and 2021

District Court Criminal Original Case Filings by County	October			November				December			
	2020	2021	Percent Change from Last Year: October 2020 & 2021	2020	2021	Percent Change from Previous Month: November & October 2021	Percent Change from Last Year: November 2020 & 2021	2020	2021	Percent Change from Previous Month: December & November 2021	Percent Change from Last Year: December 2020 & 2021
District 1	1,489	1,423	-4%	1,309	1,332	-6%	2%	1,274	1,325	-1%	4%
Baltimore City	1,489	1,423	-4%	1,309	1,332	-6%	2%	1,274	1,325	-1%	4%
District 2	546	530	-3%	452	449	-15%	-1%	434	499	11%	15%
Dorchester	102	52	-49%	105	94	81%	-10%	110	91	-3%	-17%
Somerset	66	86	30%	49	63	-27%	29%	59	69	10%	17%
Wicomico	169	207	22%	160	178	-14%	11%	167	195	10%	17%
Worcester	209	185	-11%	138	114	-38%	-17%	98	144	26%	47%
District 3	534	466	-13%	474	413	-11%	-13%	445	431	4%	-3%
Caroline	98	71	-28%	77	49	-31%	-36%	55	48	-2%	-13%
Cecil	275	230	-16%	242	247	7%	2%	235	240	-3%	2%
Kent	28	36	29%	21	27	-25%	29%	27	33	22%	22%
Queen Anne's	79	68	-14%	77	49	-28%	-36%	76	64	31%	-16%
Talbot	54	61	13%	57	41	-33%	-28%	52	46	12%	-12%
District 4	591	561	-5%	551	617	10%	12%	623	630	2%	1%
Calvert	180	136	-24%	166	119	-13%	-28%	150	137	15%	-9%
Charles	250	226	-10%	220	267	18%	21%	269	260	-3%	-3%
St. Mary's	161	199	24%	165	231	16%	40%	204	233	1%	14%
District 5	1,143	1,001	-12%	1,057	898	-10%	-15%	1,121	946	5%	-16%
Prince George's	1,143	1,001	-12%	1,057	898	-10%	-15%	1,121	946	5%	-16%
District 6	549	313	-43%	490	556	78%	13%	518	507	-9%	-2%
Montgomery	549	313	-43%	490	556	78%	13%	518	507	-9%	-2%
District 7	1,028	890	-13%	927	823	-8%	-11%	919	940	14%	2%
Anne Arundel	1,028	890	-13%	927	823	-8%	-11%	919	940	14%	2%
District 8	995	1,005	1%	810	932	-7%	15%	875	887	-5%	1%
Baltimore	995	1,005	1%	810	932	-7%	15%	875	887	-5%	1%
District 9	320	267	-17%	328	252	-6%	-23%	294	264	5%	-10%
Harford	320	267	-17%	328	252	-6%	-23%	294	264	5%	-10%
District 10	334	329	-1%	339	298	-9%	-12%	338	324	9%	-4%
Howard	169	154	-9%	197	149	-3%	-24%	196	150	1%	-23%
Carroll	165	175	6%	142	149	-15%	5%	142	174	17%	23%
District 11	510	485	-5%	452	487	0%	8%	403	450	-8%	12%
Frederick	251	206	-18%	200	233	13%	17%	226	232	0%	3%
Washington	259	279	8%	252	254	-9%	1%	177	218	-14%	23%
District 12	272	208	-24%	210	191	-8%	-9%	212	223	17%	5%
Allegany	215	161	-25%	173	146	-9%	-16%	145	162	11%	12%
Garrett	57	47	-18%	37	45	-4%	22%	67	61	36%	-9%
State Totals	8,311	7,478	-10%	7,399	7,248	-3%	-2%	7,456	7,426	2%	0%

District Court Domestic Violence Case Activity

Protective Orders

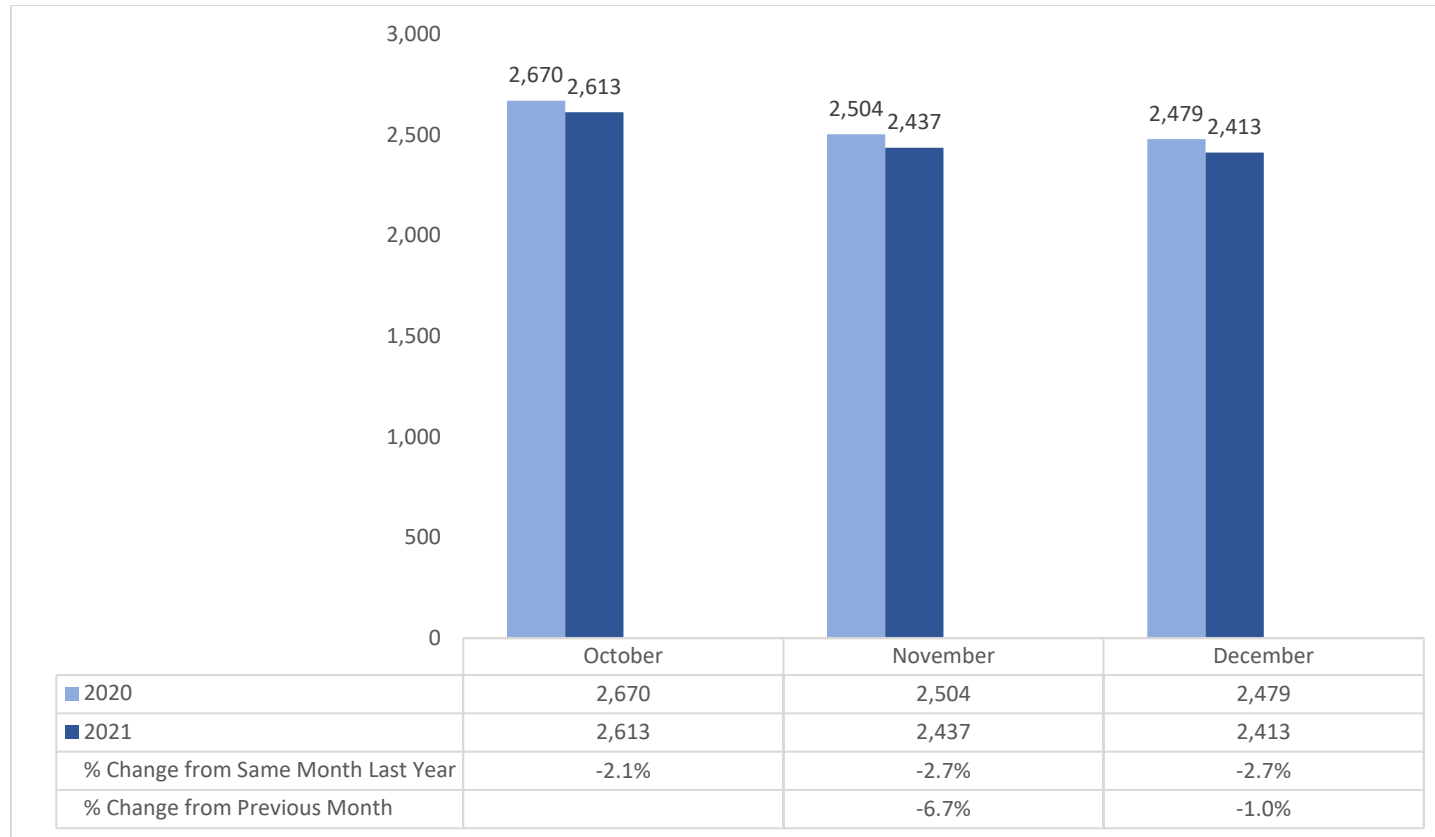
Table 18: District Court Domestic Original Case Filings, Protective Orders* by Order Type and Hearings Held/Concluded, October-December 2020 and 2021

District Court Domestic Violence Protective Orders, Hearings and Case Filings by Month and Year	October			November				December			
	2020	2021	Percent Change from Last Year: October 2020 & 2021	2020	2021	Percent Change from Previous Month: November & October 2021	Percent Change from Last Year: November 2020 & 2021	2020	2021	Percent Change from Previous Month: December & November 2021	Percent Change from Last Year: December 2020 & 2021
Domestic Violence Cases Filed	2,670	2,613	-2.1%	2,504	2,437	-6.7%	-2.7%	2,479	2,413	-1.0%	-2.7%
Domestic Violence Protective Orders	5,434	5,481	0.9%	5,039	5,331	-2.7%	5.8%	5,421	5,042	-5.4%	-7.0%
Interim	1,361	1,299	-4.6%	1,335	1,216	-6.4%	-8.9%	1,265	1,134	-6.7%	-10.4%
Temporary	3,296	3,444	4.5%	3,061	3,357	-2.5%	9.7%	3,497	3,251	-3.2%	-7.0%
Final	777	738	-5.0%	643	758	2.7%	17.9%	659	657	-13.3%	-0.3%
Domestic Violence Protective Order Hearings	7,163	7,188	0.3%	6,672	7,049	-1.9%	5.7%	7,108	6,641	-5.8%	-6.6%

Source: Maryland District Court Headquarters Monthly Statistics.

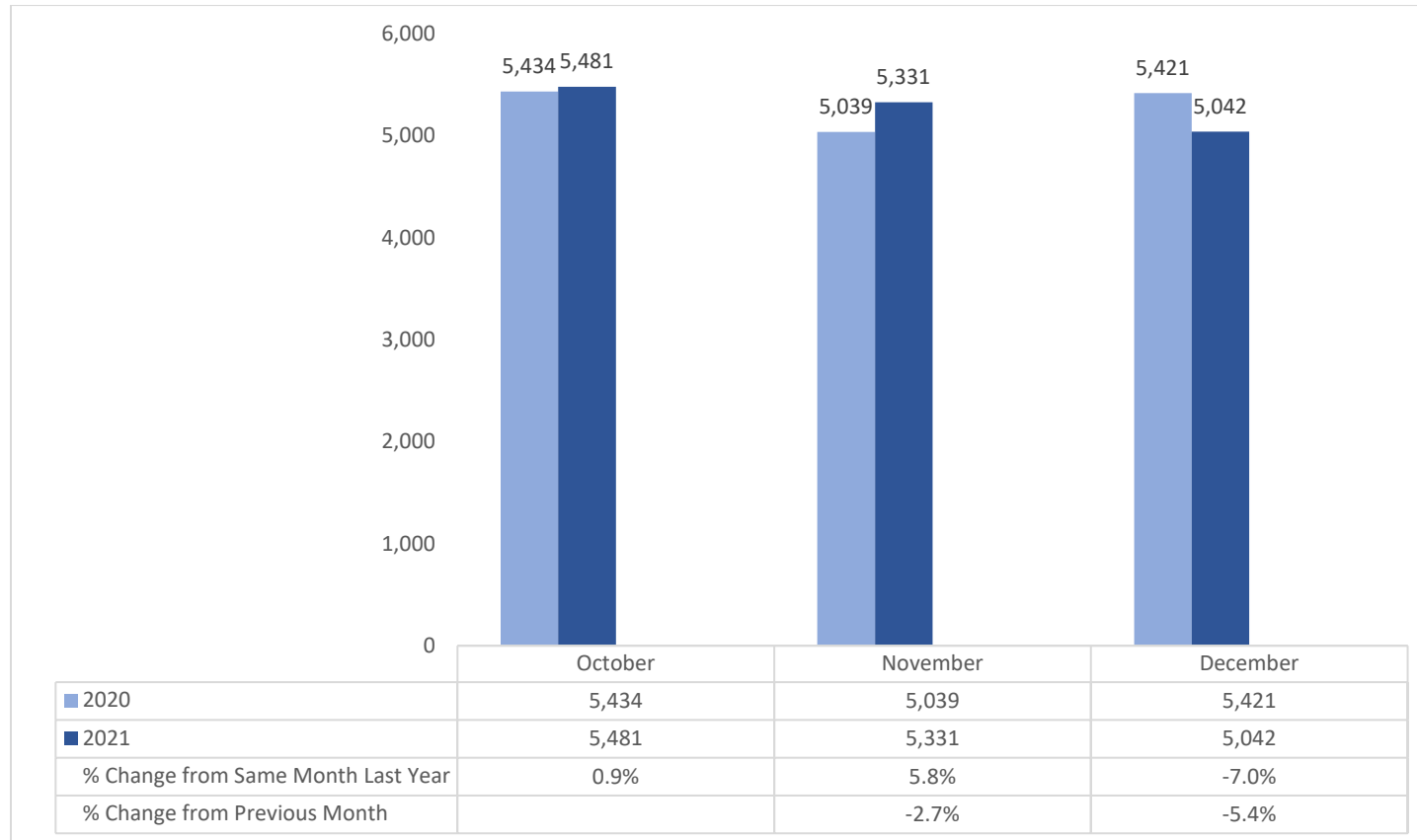
*During Phase I, the clerks’ offices were closed resulting in all protective, peace, and ERPOs being handled as interim hearings by commissioners. Interim orders remained in place until acted upon by the court or when the clerks’ offices reopened on July 20, 2020. Prior to the pandemic, commissioners only heard interims when clerks’ offices were not open.

Figure 25: Monthly District Court Domestic Violence Original Case Filings for Protective Orders 2020 and 2021



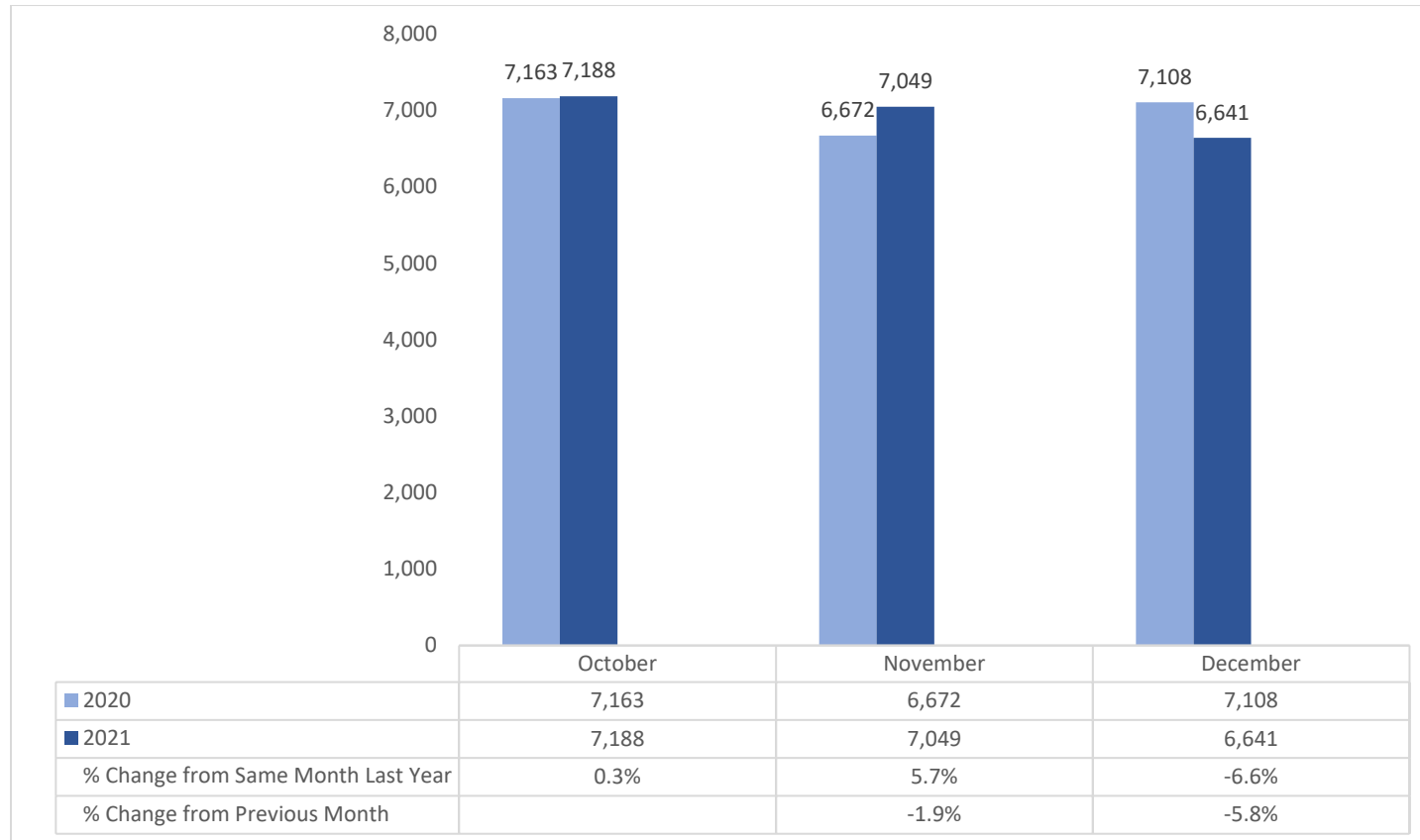
There were 7,463 domestic violence cases filed from October 2021 to December 2021. Domestic violence cases filed declined 2.1% in October 2021 (2,613 domestic violence cases filed) compared to October 2020 (2,670 domestic violence cases filed). In November 2021, there were 2,437 domestic violence cases filed, a decrease of 2.7% from November 2020 and a decrease of 6.7% from October 2021. In December 2021, there were 2,413 domestic violence cases filed, a decrease of 2.7% from December 2020 and a decrease of 1.0% from November 2021.

Figure 26: Monthly Total District Court Domestic Violence Protective Orders, 2020 and 2021



There were 15,854 domestic violence protective orders from October 2021 to December 2021. Domestic violence protective orders increased 0.9% in October 2021 (5,481 domestic violence protective orders) compared to October 2020 (5,434 domestic violence protective orders). In November 2021, there were 5,331 domestic violence protective orders, an increase of 5.8% from November 2020 and a decrease of 2.7% from October 2021. In December 2021, there were 5,042 domestic violence protective orders, a decrease of 7.0% from December 2020 and a decrease of 5.4% from November 2021.

Figure 27: Monthly District Court Domestic Violence Protective Order Hearings Held/Concluded, 2020 and 2021



There were 20,878 domestic violence protective order hearings from October 2021 to December 2021. Domestic violence protective order hearings increased 0.3% in October 2021 (7,188 domestic violence protective order hearings) compared to October 2020 (7,163 domestic violence protective order hearings). In November 2021, there were 7,049 domestic violence protective order hearings, an increase of 5.7% from November 2020 and a decrease of 1.9% from October 2021. In December 2021, there were 6,641 domestic violence protective order hearings, a decrease of 6.6% from December 2020 and a decrease of 5.8% from November 2021.

Extreme Risk Protective Orders (ERPO)

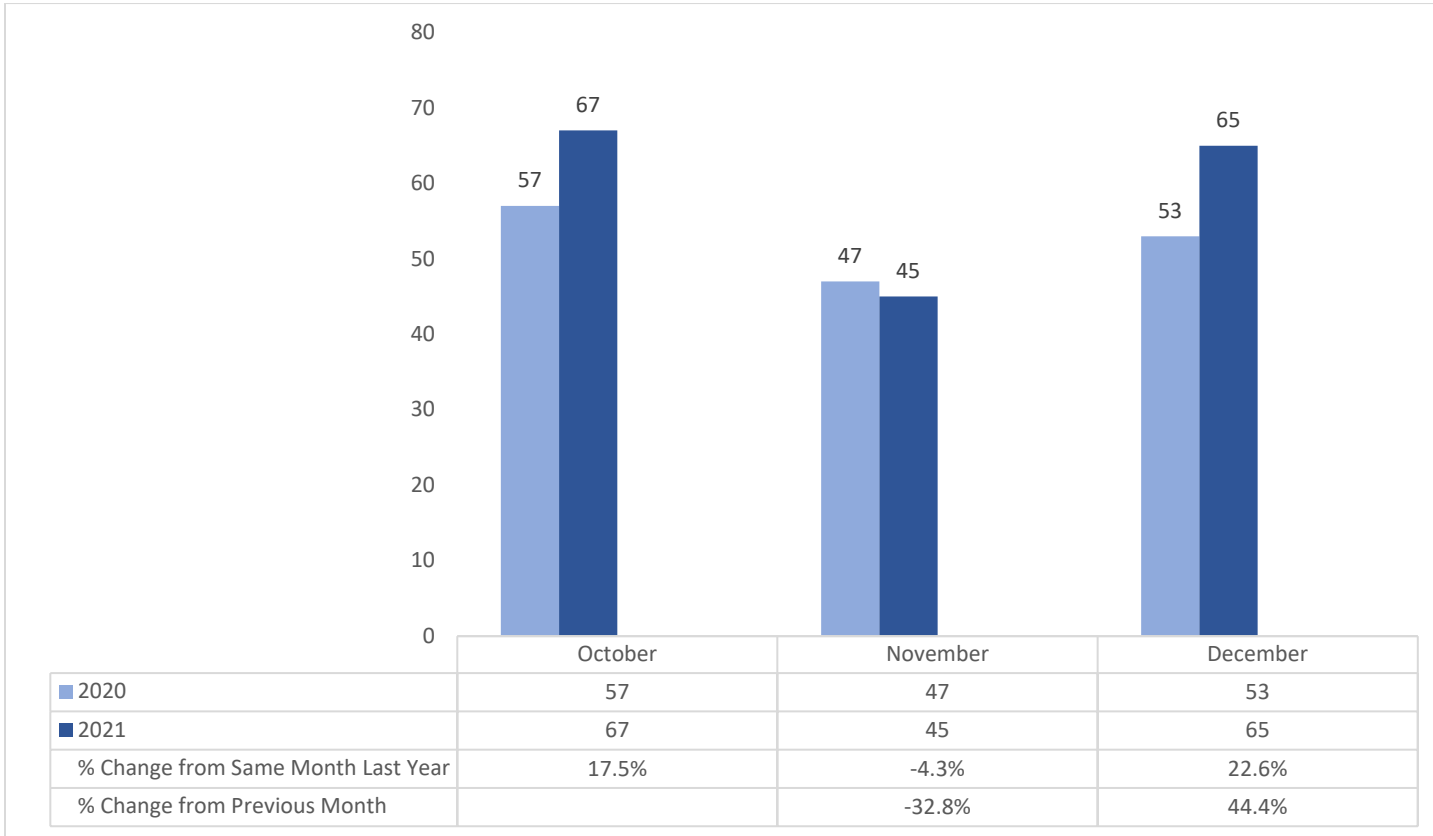
Table 19: District Court ERPO* Original Case Filings, ERPOs by Order Type and Hearings Held/Concluded, October-December 2020 and 2021

District Court ERPO Case Activity by Month and Year	October			November				December			
	2020	2021	Percent Change from Last Year: October 2020 & 2021	2020	2021	Percent Change from Previous Month: November & October 2021	Percent Change from Last Year: November 2020 & 2021	2020	2021	Percent Change from Previous Month: December & November 2021	Percent Change from Last Year: December 2020 & 2021
ERPO Cases Filed	57	67	17.5%	47	45	-32.8%	-4.3%	53	65	44.4%	22.6%
ERPOs	129	159	23.3%	114	144	-9.4%	26.3%	133	154	6.9%	15.8%
Interim	43	50	16.3%	38	38	-24.0%	0.0%	44	48	26.3%	9.1%
Temporary	64	82	28.1%	49	76	-7.3%	55.1%	61	85	11.8%	39.3%
Final	22	27	22.7%	27	30	11.1%	11.1%	28	21	-30.0%	-25.0%
ERPO Hearings	163	190	16.6%	136	166	-12.6%	22.1%	156	193	16.3%	23.7%

Source: Maryland District Court Headquarters Monthly Statistics.

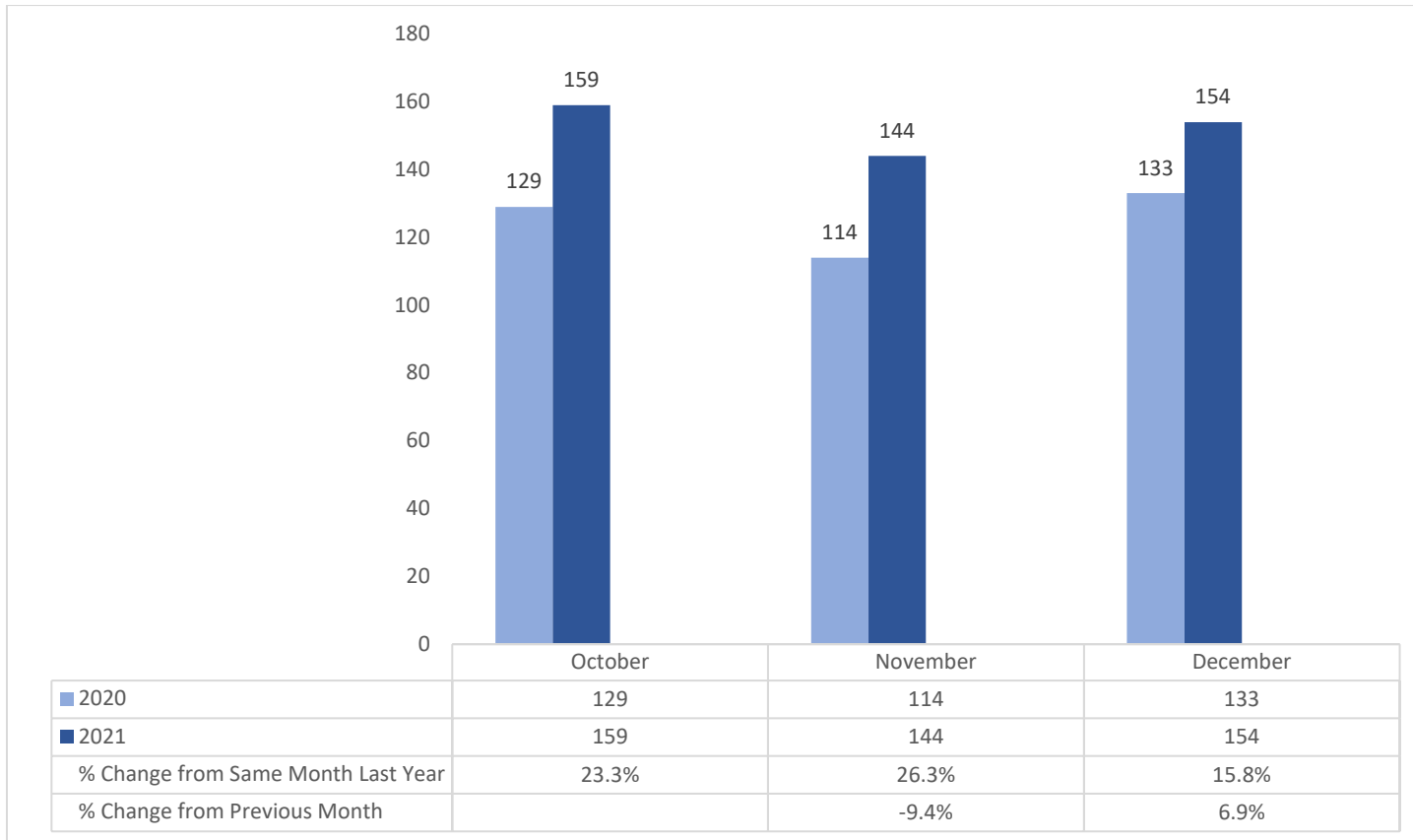
* During Phase I, the clerks’ offices were closed resulting in all protective, peace, and ERPOs being handled as interim hearings by commissioners. Interim orders remained in place until acted upon by the court or when the clerk’s offices reopened on July 20, 2020. Prior to the pandemic, commissioners only heard interims when clerks’ offices were not open.

Figure 28: Monthly District Court ERPO Original Case Filings, 2020 and 2021



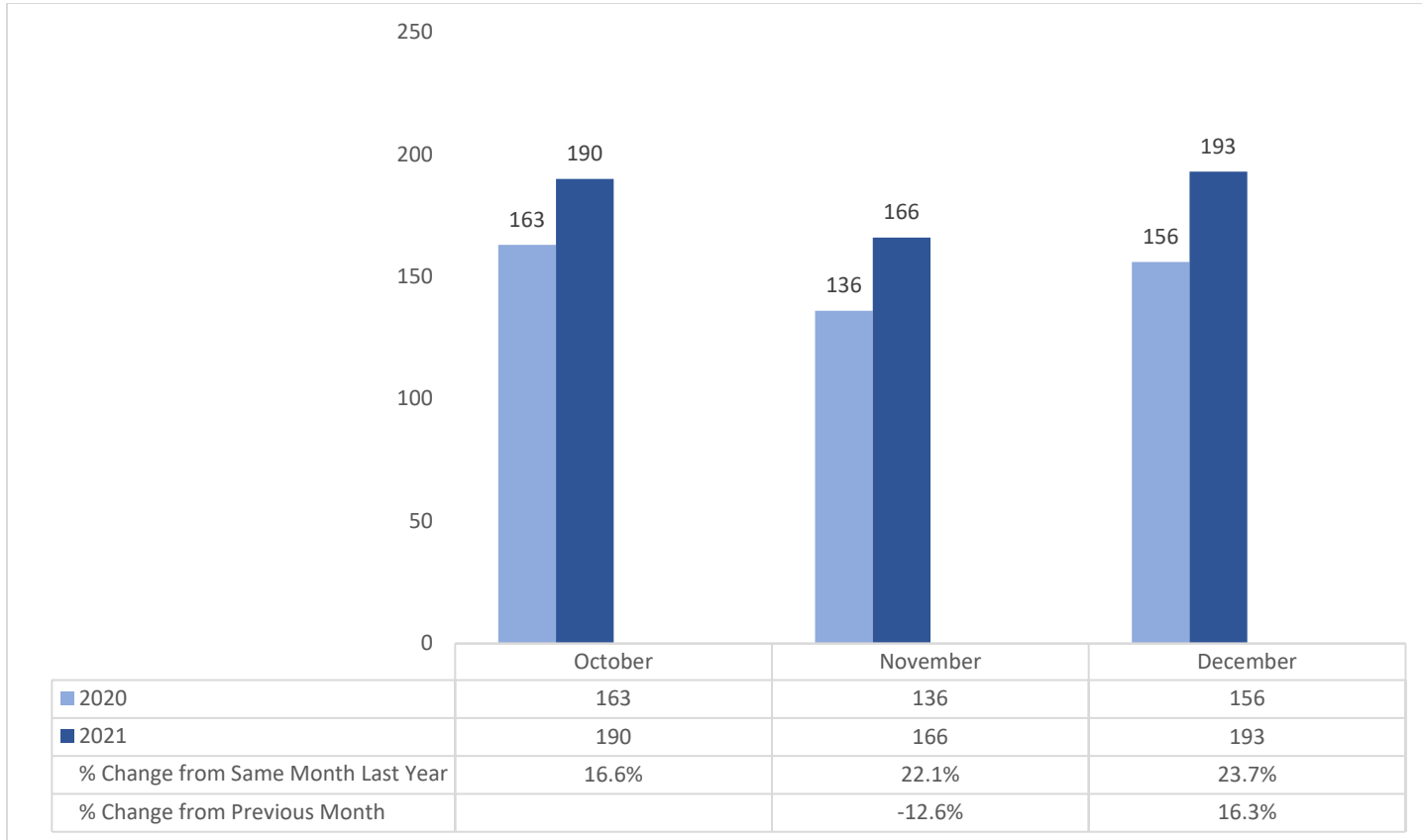
There were 177 ERPO cases filed from October 2021 to December 2021. ERPO cases filed increased 17.5% in October 2021 (67 ERPO cases filed) compared to October 2020 (57 ERPO cases filed). In November 2021, there were 45 ERPO cases filed, a decrease of 4.3% from November 2020 and a decrease of 32.8% from October 2021. In December 2021, there were 65 ERPO cases filed, an increase of 22.6% from December 2020 and an increase of 44.4% from November 2021.

Figure 29: Monthly Total District Court ERPOs, 2020 and 2021



There were 457 ERPOs from October 2021 to December 2021. ERPOs increased 23.3% in October 2021 (159 ERPOs) compared to October 2020 (129 ERPOs). In November 2021, there were 144 ERPOs, an increase of 26.3% from November 2020 and a decrease of 9.4% from October 2021. In December 2021, there were 154 ERPOs, an increase of 15.8% from December 2020 and an increase of 6.9% from November 2021.

Figure 30: Monthly District Court ERPO Hearings Held/Concluded, 2020 and 2021



There were 549 ERPO hearings from October 2021 to December 2021. ERPO hearings increased 16.6% in October 2021 (190 ERPO hearings) compared to October 2020 (163 ERPO hearings). In November 2021, there were 166 ERPO hearings, an increase of 22.1% from November 2020 and a decrease of 12.6% from October 2021. In December 2021, there were 193 ERPO hearings, an increase of 23.7% from December 2020 and an increase of 16.3% from November 2021.

Peace Orders

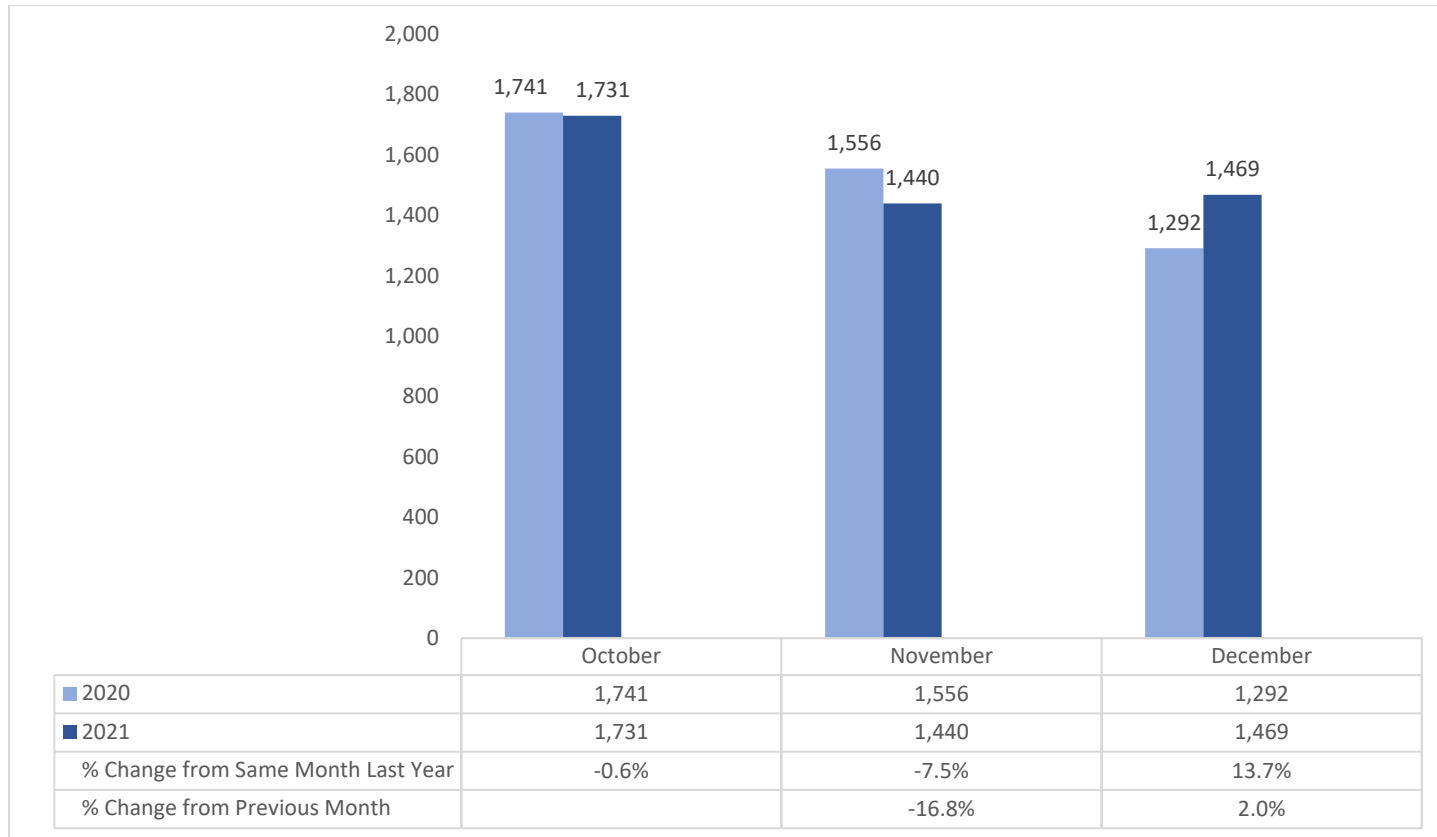
Table 20: District Court Peace Order Original Case Filings, Peace Orders by Order Type and Hearings Held/Concluded, October-December 2020 and 2021*

District Court Peace Orders, Cases Filed and Hearings by Month and Year	October			November				December			
	2020	2021	Percent Change from Last Year: October 2020 & 2021	2020	2021	Percent Change from Previous Month: November & October 2021	Percent Change from Last Year: November 2020 & 2021	2020	2021	Percent Change from Previous Month: December & November 2021	Percent Change from Last Year: December 2020 & 2021
Peace Order Cases Filed	1,741	1,731	-0.6%	1,556	1,440	-16.8%	-7.5%	1,292	1,469	2.0%	13.7%
Peace Orders	2,884	2,637	-8.6%	2,523	2,380	-9.7%	-5.7%	2,166	2,486	4.5%	14.8%
Interim	732	665	-9.2%	668	531	-20.2%	-20.5%	525	521	-1.9%	-0.8%
Temporary	1,603	1,478	-7.8%	1,409	1,368	-7.4%	-2.9%	1,207	1,516	10.8%	25.6%
Final	549	494	-10.0%	446	481	-2.6%	7.8%	434	449	-6.7%	3.5%
Peace Order Hearings	4,212	3,952	-6.2%	3,612	3,433	-13.1%	-5.0%	3,150	5,456	58.9%	73.2%

Source: Maryland District Court Headquarters Monthly Statistics.

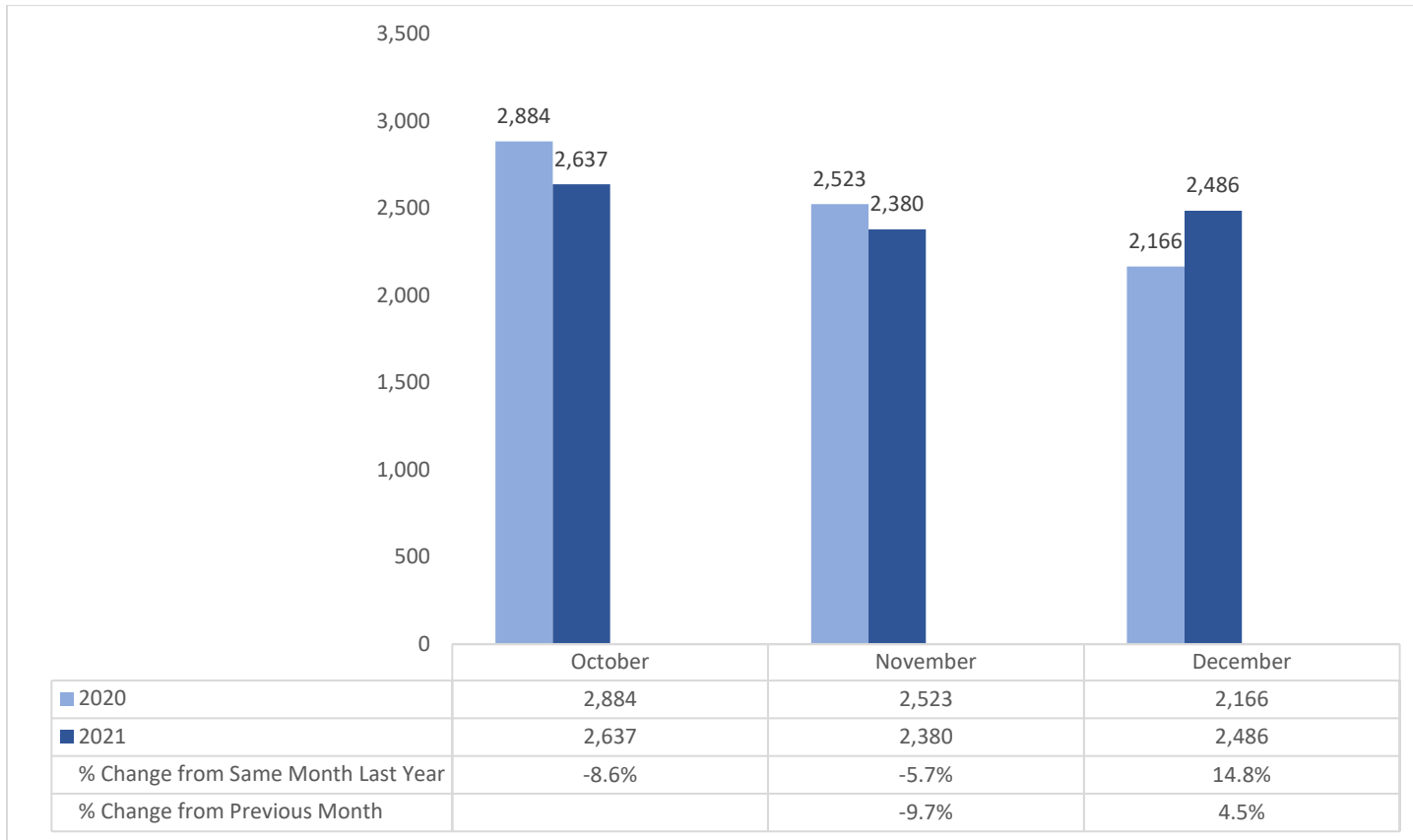
* During Phase I, the clerks' offices were closed resulting in all protective, peace and ERPOs being handled as interim hearings by commissioners. Interim orders remained in place until acted upon by the court or when the clerk's offices reopened on July 20, 2020. Prior to the pandemic, commissioners only heard interims when clerks' offices were not open.

Figure 31: Monthly District Court Peace Order Original Case Filings, 2020 and 2021



There were 4,640 peace order cases filed from October 2021 to December 2021. Peace order cases filed declined 0.6% in October 2021 (1,731 peace order cases filed) compared to October 2020 (1,741 peace order cases filed). In November 2021, there were 1,440 peace order cases filed, a decrease of 7.5% from November 2020 and a decrease of 16.8% from October 2021. In December 2021, there were 1,469 peace order cases filed, an increase of 13.7% from December 2020 and an increase of 2.0% from November 2021.

Figure 32: Monthly Total District Court Peace Orders, 2020 and 2021



There were 7,503 peace orders from October 2021 to December 2021. Peace orders declined 8.6% in October 2021 (2,637 peace orders) compared to October 2020 (2,884 peace orders). In November 2021, there were 2,380 peace orders, a decrease of 5.7% from November 2020 and a decrease of 9.7% from October 2021. In December 2021, there were 2,486 peace orders, an increase of 14.8% from December 2020 and an increase of 4.5% from November 2021.

Figure 33: Monthly District Court Peace Order Hearings Held/Concluded, 2020 and 2021



There were 12,841 peace order hearings from October 2021 to December 2021. Peace order hearings declined 6.2% in October 2021 (3,952 peace order hearings) compared to October 2020 (4,212 peace order hearings). In November 2021, there were 3,433 peace order hearings, a decrease of 5.0% from November 2020 and a decrease of 13.1% from October 2021. In December 2021, there were 5,456 peace order hearings, an increase of 73.2% from December 2020 and an increase of 58.9% from November 2021.

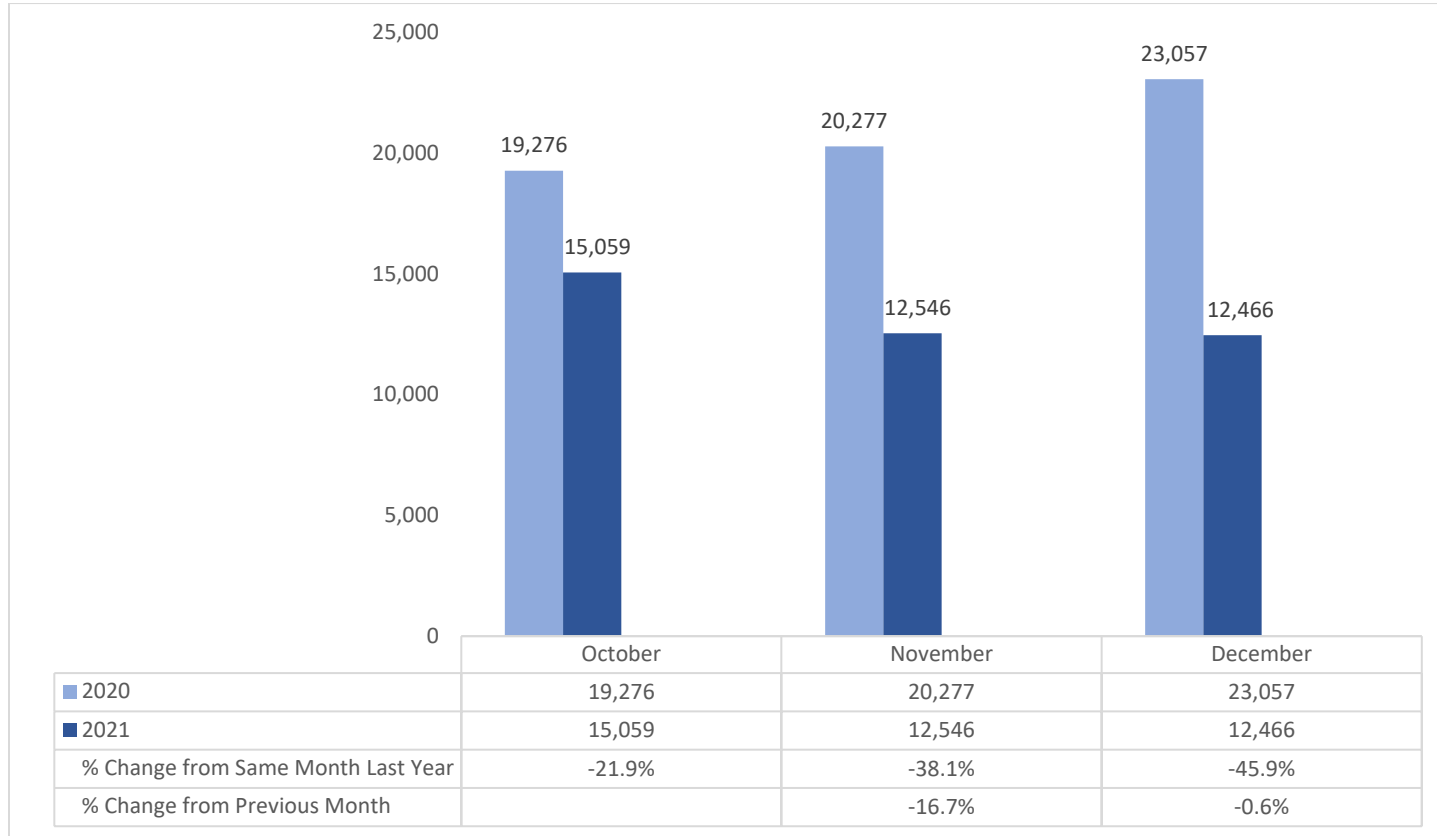
District Court Civil Case Activity

Table 21: District Court Original Civil Case Filings and Hearings Held/Concluded, October-December 2020 and 2021

District Court Civil Case Activity	October			November				December			
	2020	2021	Percent Change from Last Year: October 2020 & 2021	2020	2021	Percent Change from Previous Month: November & October 2021	Percent Change from Last Year: November 2020 & 2021	2020	2021	Percent Change from Previous Month: December & November 2021	Percent Change from Last Year: December 2020 & 2021
Total Original Civil Filings	19,276	15,059	-21.9%	20,277	12,546	-16.7%	-38.1%	23,057	12,466	-0.6%	-45.9%
Total Civil Hearings	13,886	17,610	26.8%	14,583	16,234	-7.8%	11.3%	12,721	17,450	7.5%	37.2%
Highlight - Emergency Evaluations Filed	388	368	-5.2%	318	417	13.3%	31.1%	332	405	-2.9%	22.0%
Highlight - Emergency Evaluations Granted	323	288	-10.8%	241	319	10.8%	32.4%	271	288	-9.7%	6.3%

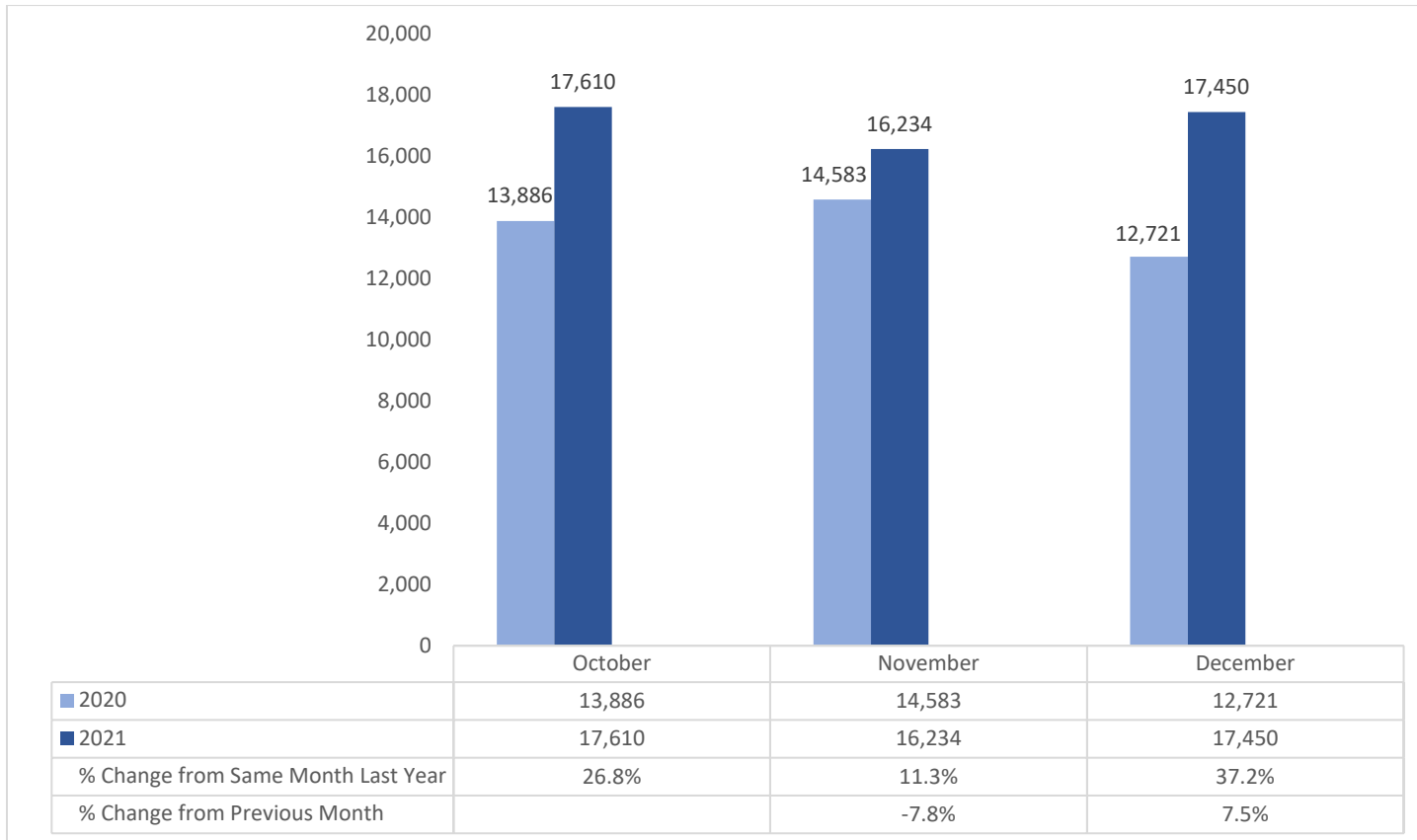
Note: Civil filings and hearings include civil cases and citations, domestic violence, peace order, ERPO, aids of execution, municipal infractions, emergency evaluations, forfeiture of contraband and injunctions filed.

Figure 34: District Court Civil Case Filings, 2020 and 2021



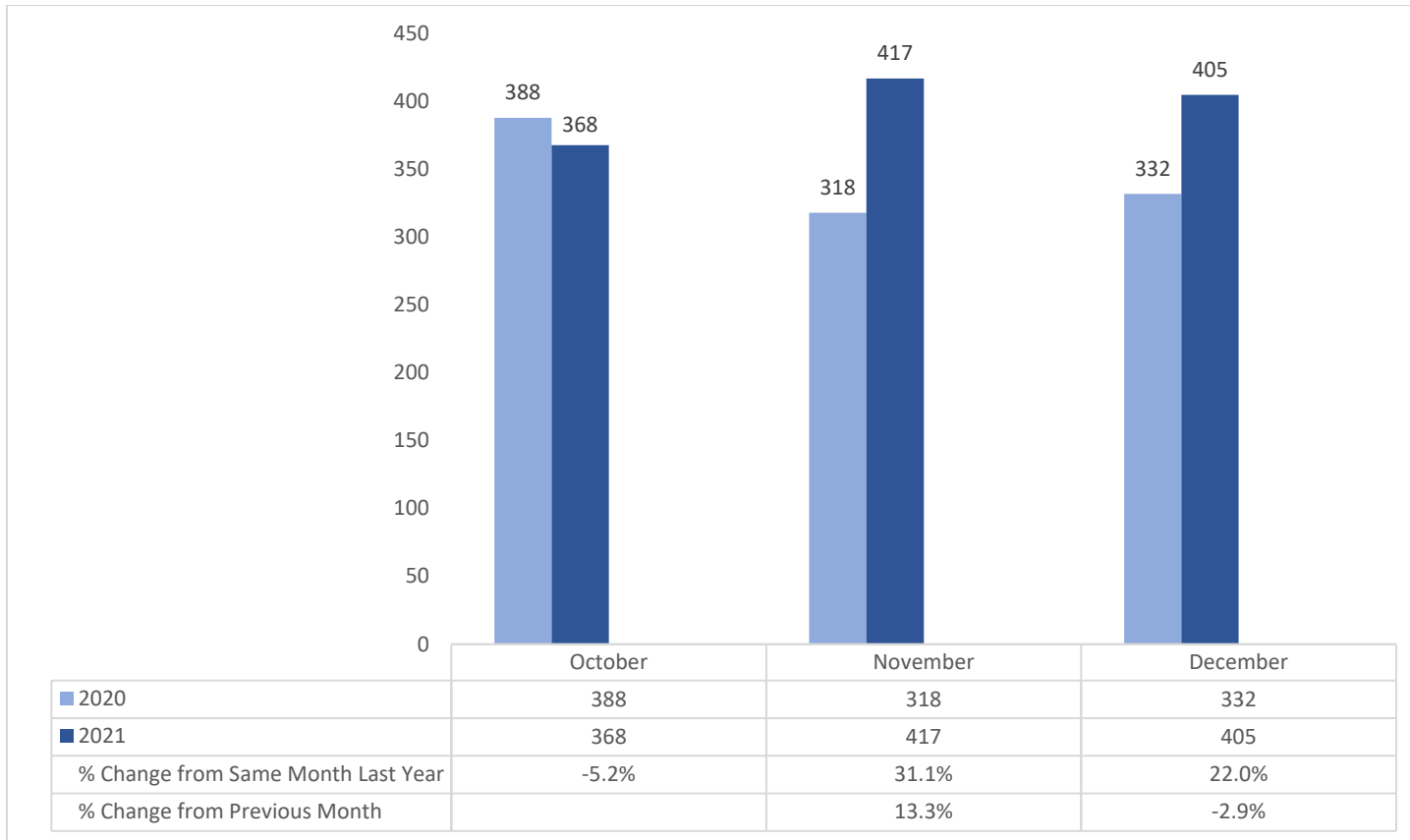
There were 40,071 civil case filings from October 2021 to December 2021. Civil case filings declined 21.9% in October 2021 (15,059 civil case filings) compared to October 2020 (19,276 civil case filings). In November 2021, there were 12,546 civil case filings, a decrease of 38.1% from November 2020 and a decrease of 16.7% from October 2021. In December 2021, there were 12,466 civil case filings, a decrease of 45.9% from December 2020 and a decrease of 0.6% from November 2021.

Figure 35: District Court Civil Hearings Held/Concluded 2020 and 2021



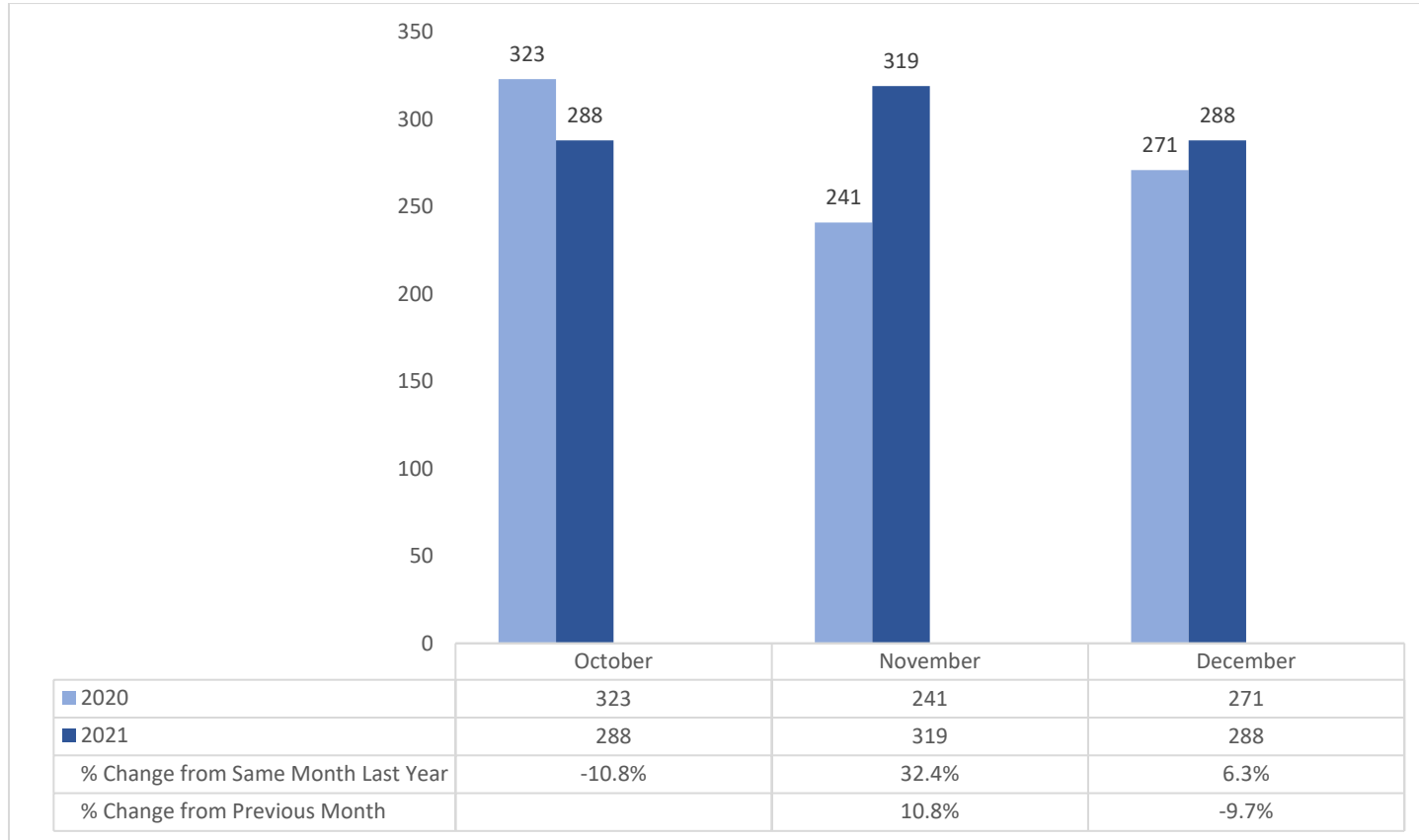
There were 51,294 civil hearings held/concluded from October 2021 to December 2021. Civil hearings held/concluded increased 26.8% in October 2021 (17,610 civil hearings held/concluded) compared to October 2020 (13,886 civil hearings held/concluded). In November 2021, there were 16,234 civil hearings held/concluded, an increase of 11.3% from November 2020 and a decrease of 7.8% from October 2021. In December 2021, there were 17,450 civil hearings held/concluded, an increase of 37.2% from December 2020 and an increase of 7.5% from November 2021.

Figure 36: District Court Emergency Evaluations Filed, 2020 and 2021



There were 1,190 emergency evaluations filed from October 2021 to December 2021. Emergency evaluations filed declined 5.2% in October 2021 (368 emergency evaluations filed) compared to October 2020 (388 emergency evaluations filed). In November 2021, there were 417 emergency evaluations filed, an increase of 31.1% from November 2020 and an increase of 13.3% from October 2021. In December 2021, there were 405 emergency evaluations filed, an increase of 22.0% from December 2020 and a decrease of 2.9% from November 2021.

Figure 37: District Court Emergency Evaluations Granted, 2020 and 2021



There were 895 emergency evaluations granted from October 2021 to December 2021. Emergency evaluations granted declined 10.8% in October 2021 (288 emergency evaluations granted) compared to October 2020 (323 emergency evaluations granted). In November 2021, there were 319 emergency evaluations granted, an increase of 32.4% from November 2020 and an increase of 10.8% from October 2021. In December 2021, there were 288 emergency evaluations granted, an increase of 6.3% from December 2020 and a decrease of 9.7% from November 2021.

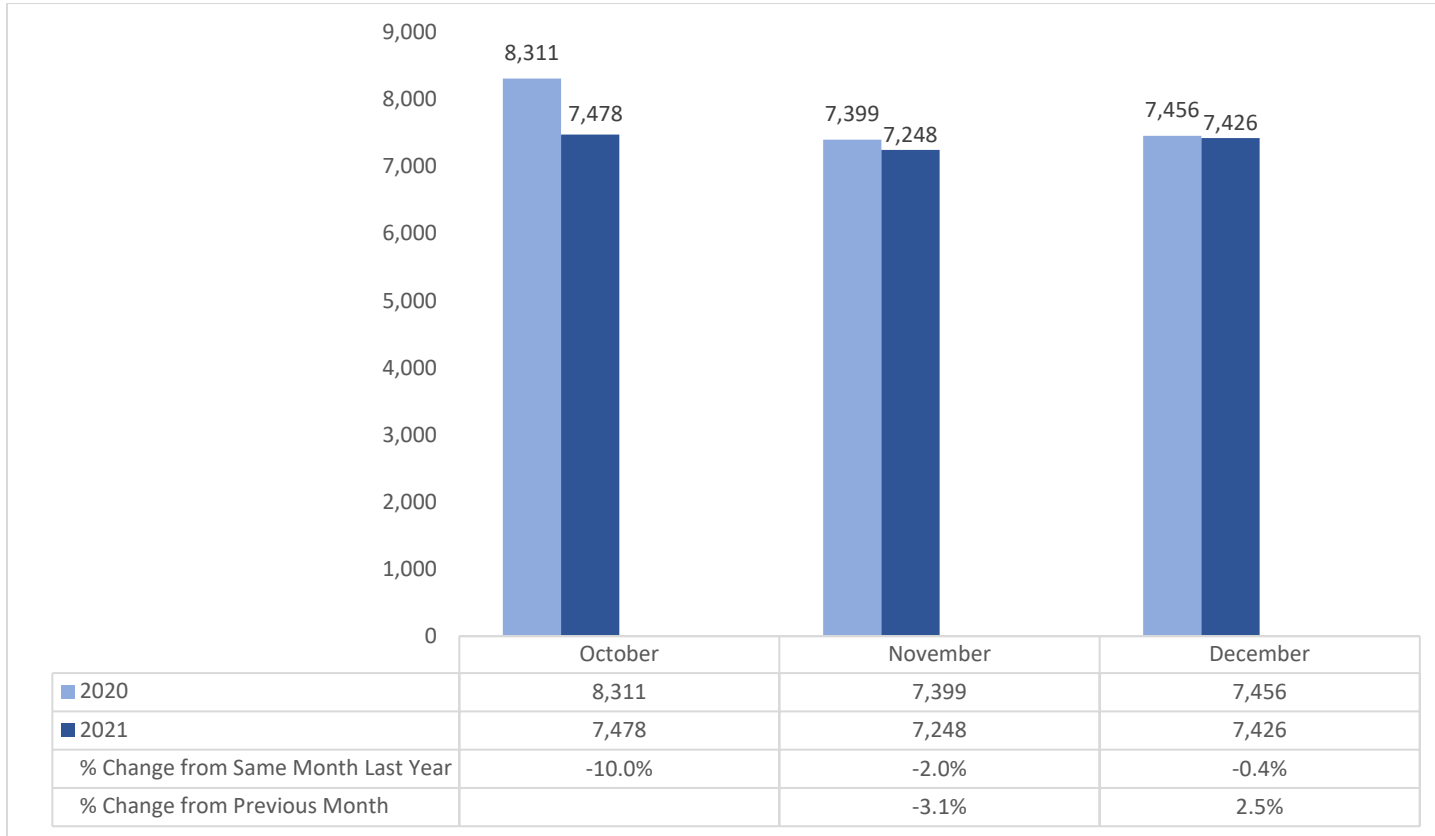
District Court Criminal Case Activity

Table 22: District Court Original Criminal Case Filings, Hearings Held/Concluded, Pleas and Dispositions October-December 2020 and 2021

District Court Criminal Case Activity	October			November				December			
	2020	2021	Percent Change from Last Year: October 2020 & 2021	2020	2021	Percent Change from Previous Month: November & October 2021	Percent Change from Last Year: November 2020 & 2021	2020	2021	Percent Change from Previous Month: December & November 2021	Percent Change from Last Year: December 2020 & 2021
Total Original Criminal Filings	8,311	7,478	-10.0%	7,399	7,248	-3.1%	-2.0%	7,456	7,426	2.5%	-0.4%
Criminal Pleas	17,150	20,113	17.3%	11,593	17,789	-11.6%	53.4%	10,589	17,396	-2.2%	64.3%
Total Criminal Hearings	19,183	18,921	-1.4%	14,648	19,848	4.9%	35.5%	14,686	19,080	-3.9%	29.9%
Highlight - Bail Review Hearings	3,716	3,400	-8.5%	3,289	3,538	4.1%	7.6%	2,936	3,502	-1.0%	19.3%
All Other Criminal Hearings	15,467	15,521	0.3%	11,359	16,310	5.1%	43.6%	11,750	15,578	-4.5%	32.6%
Total Dispositions	12,801	12,417	-3.0%	8,664	11,403	-8.2%	31.6%	7,118	10,632	-6.8%	49.4%
Trial Dispositions	2,929	2,935	0.2%	2,174	2,607	-11.2%	19.9%	1,598	2,398	-8.0%	50.1%
Non-Trial Dispositions	9,872	9,482	-4.0%	6,490	8,796	-7.2%	35.5%	5,520	8,234	-6.4%	49.2%

Note: Total criminal case filings, pleas, and hearings include fugitive warrants. Criminal filings, pleas, and hearings do not include those associated with motor vehicle violation.

Figure 38: District Court Criminal Cases Filed 2020 and 2021



There were 22,152 total original criminal filings from October 2021 to December 2021. Total original criminal filings declined 10.0% in October 2021 (7,478 total original criminal filings) compared to October 2020 (8,311 total original criminal filings). In November 2021, there were 7,248 total original criminal filings, a decrease of 2.0% from November 2020 and a decrease of 3.1% from October 2021. In December 2021, there were 7,426 total original criminal filings, a decrease of 0.4% from December 2020 and an increase of 2.5% from November 2021.

Figure 39: District Court Criminal Pleas, 2020 and 2021



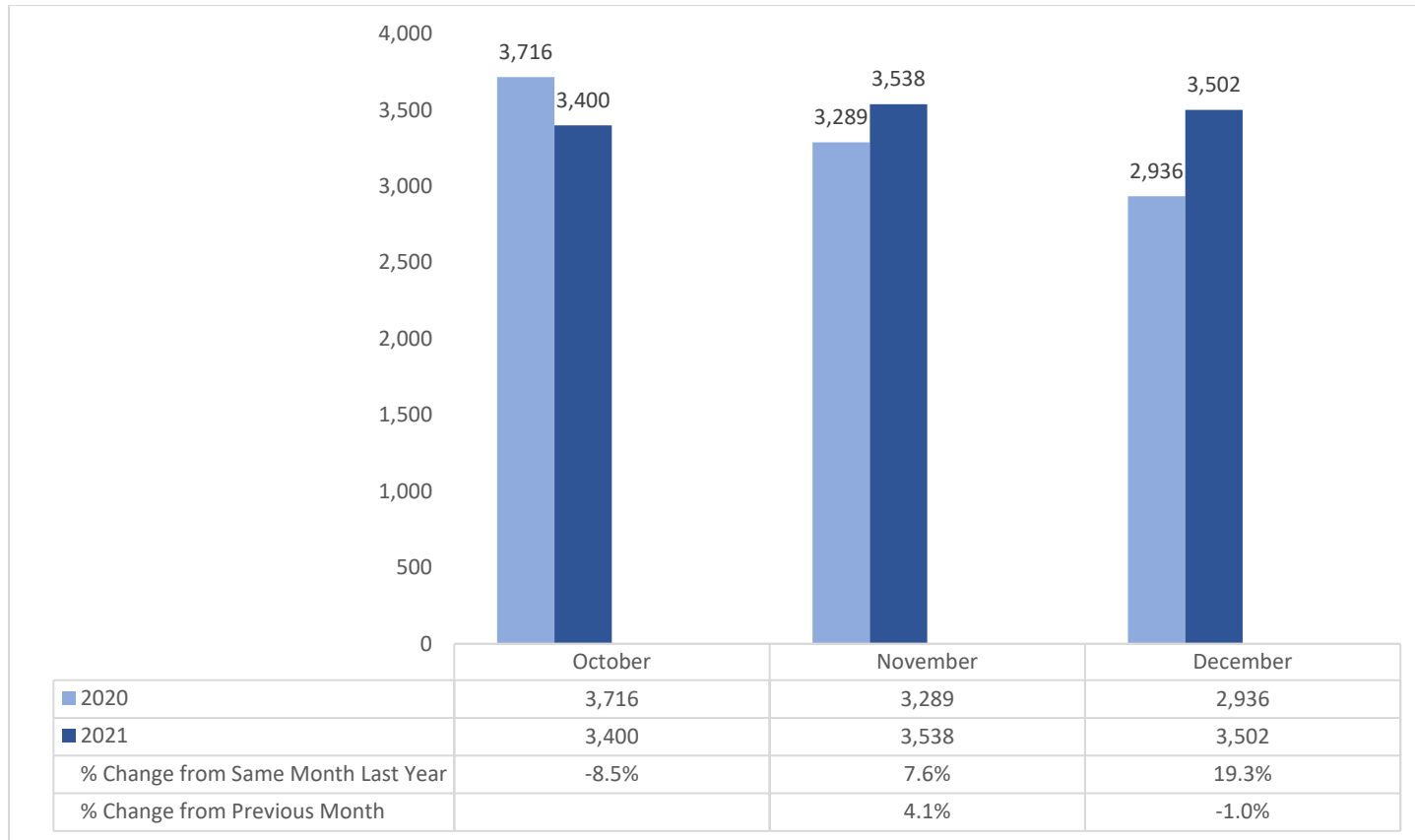
There were 55,298 criminal pleas from October 2021 to December 2021. Criminal pleas increased 17.3% in October 2021 (20,113 criminal pleas) compared to October 2020 (17,150 criminal pleas). In November 2021, there were 17,789 criminal pleas, an increase of 53.4% from November 2020 and a decrease of 11.6% from October 2021. In December 2021, there were 17,396 criminal pleas, an increase of 64.3% from December 2020 and a decrease of 2.2% from November 2021.

Figure 40: District Court Criminal Hearings Held/Concluded 2020 and 2021



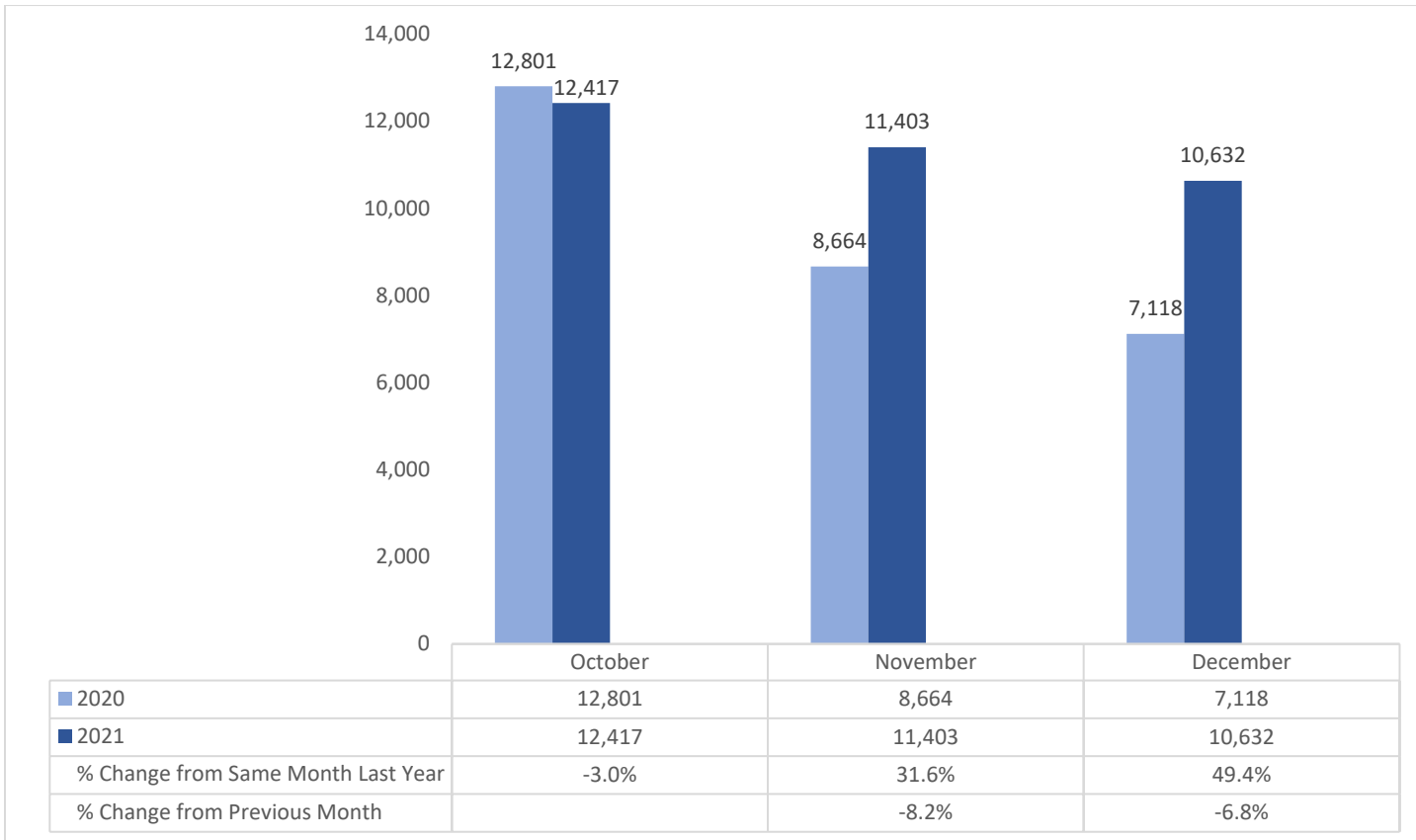
There were 57,849 criminal hearings from October 2021 to December 2021. Criminal hearings declined 1.4% in October 2021 (18,921 criminal hearings) compared to October 2020 (19,183 criminal hearings). In November 2021, there were 19,848 criminal hearings, an increase of 35.5% from November 2020 and an increase of 4.9% from October 2021. In December 2021, there were 19,080 criminal hearings, an increase of 29.9% from December 2020 and a decrease of 3.9% from November 2021.

Figure 41: District Court Criminal Bail Review Hearings 2020 and 2021



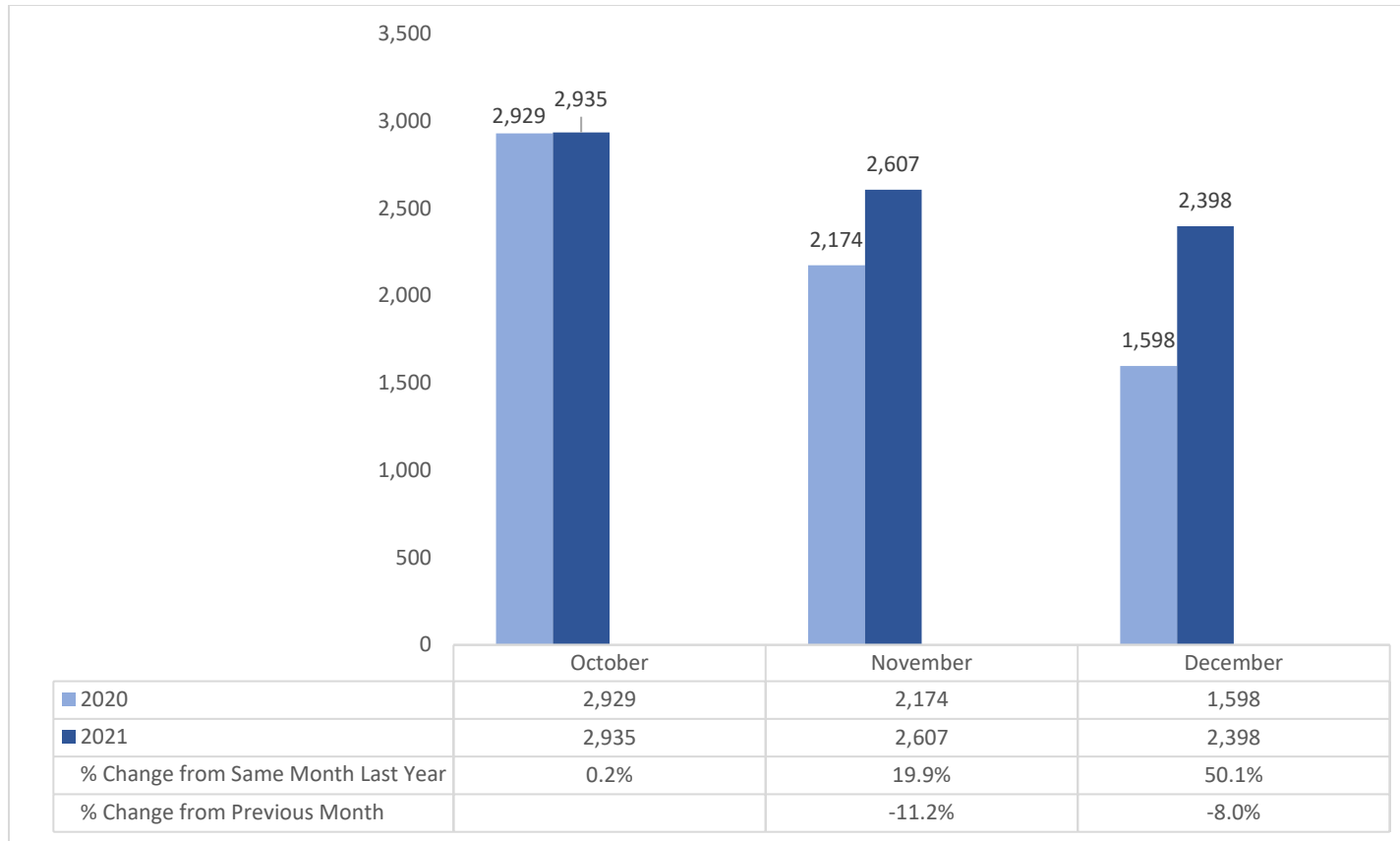
There were 10,440 bail review hearings from October 2021 to December 2021. Bail review hearings declined 8.5% in October 2021 (3,400 bail review hearings) compared to October 2020 (3,716 bail review hearings). In November 2021, there were 3,538 bail review hearings, an increase of 7.6% from November 2020 and an increase of 4.1% from October 2021. In December 2021, there were 3,502 bail review hearings, an increase of 19.3% from December 2020 and a decrease of 1.0% from November 2021.

Figure 42: District Court Criminal Dispositions 2020 and 2021



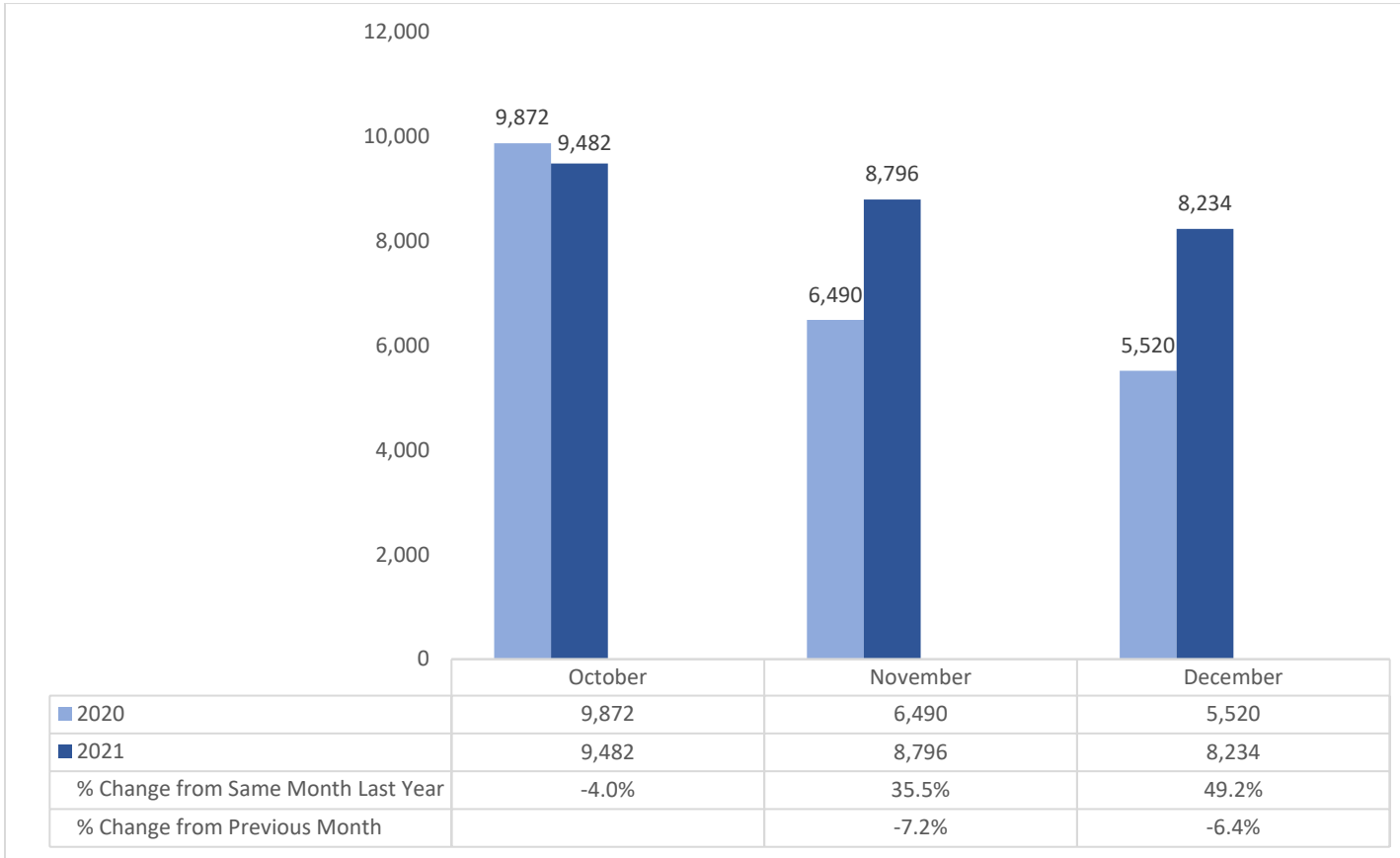
There were 34,452 total dispositions from October 2021 to December 2021. Total dispositions declined 3.0% in October 2021 (12,417 total dispositions) compared to October 2020 (12,801 total dispositions). In November 2021, there were 11,403 total dispositions, an increase of 31.6% from November 2020 and a decrease of 8.2% from October 2021. In December 2021, there were 10,632 total dispositions, an increase of 49.4% from December 2020 and a decrease of 6.8% from November 2021.

Figure 43: District Court Criminal Trial Dispositions, 2020 and 2021



There were 7,940 total trial dispositions from October 2021 to December 2021. Total trial dispositions increased 0.2% in October 2021 (2,935 total trial dispositions) compared to October 2020 (2,929 total trial dispositions). In November 2021, there were 2,607 total trial dispositions, an increase of 19.9% from November 2020 and a decrease of 11.2% from October 2021. In December 2021, there were 2,398 total trial dispositions, an increase of 50.1% from December 2020 and a decrease of 8.0% from November 2021.

Figure 44: District Court Criminal Non-Trial Dispositions 2020 and 2021



There were 26,512 total non-trial dispositions from October 2021 to December 2021. Total non-trial dispositions declined 4.0% in October 2021 (9,482 total non-trial dispositions) compared to October 2020 (9,872 total non-trial dispositions). In November 2021, there were 8,796 total non-trial dispositions, an increase of 35.5% from November 2020 and a decrease of 7.2% from October 2021. In December 2021, there were 8,234 total non-trial dispositions, an increase of 49.2% from December 2020 and a decrease of 6.4% from November 2021.

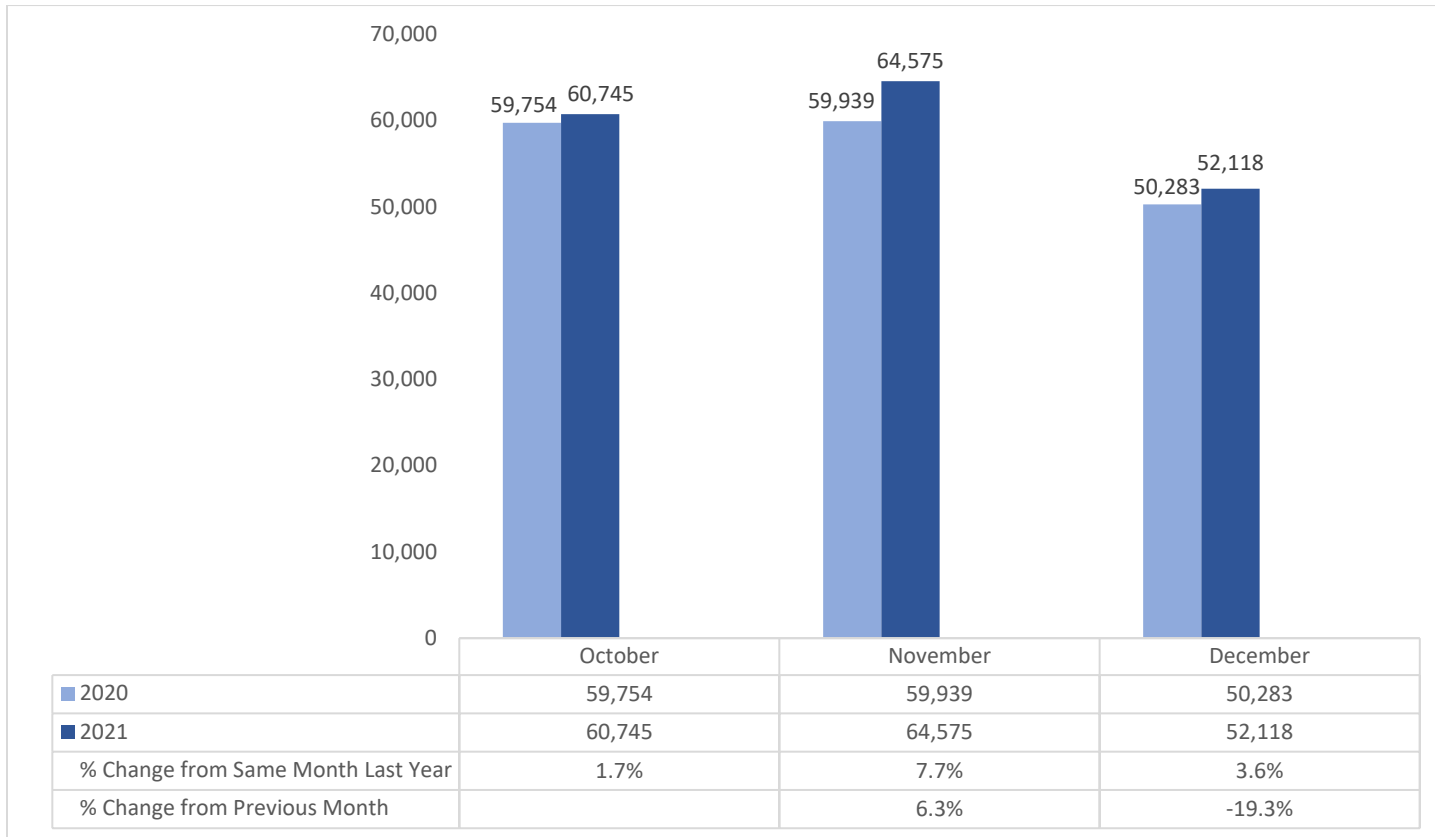
District Court Motor Vehicle Case Activity

Table 23: District Court Motor Vehicle Cases Filed, Hearings Held/Concluded and Dispositions October-December 2020 and 2021

District Court Motor Vehicle Case Activity	October			November				December			
	2020	2021	Percent Change from Last Year: October 2020 & 2021	2020	2021	Percent Change from Previous Month: November & October 2021	Percent Change from Last Year: November 2020 & 2021	2020	2021	Percent Change from Previous Month: December & November 2021	Percent Change from Last Year: December 2020 & 2021
Total Original Motor Vehicle Filings	59,754	60,745	1.7%	59,939	64,575	6.3%	7.7%	50,283	52,118	-19.3%	3.6%
Motor Vehicle Pleas	53,998	68,137	26.2%	41,222	61,994	-9.0%	50.4%	25,698	62,290	0.5%	142.4%
Total Motor Vehicle Hearings	23,777	33,388	40.4%	19,049	34,495	3.3%	81.1%	10,904	33,188	-3.8%	204.4%
Highlight -Bail Review Hearings	515	328	-36.3%	305	377	14.9%	23.6%	282	306	-18.8%	8.5%
All Other Motor Vehicle Hearings	23,262	33,060	42.1%	18,744	34,118	3.2%	82.0%	10,622	32,882	-3.6%	209.6%
Total Motor Vehicle Dispositions	55,937	85,373	52.6%	43,235	67,155	-21.3%	55.3%	27,368	63,956	-4.8%	133.7%

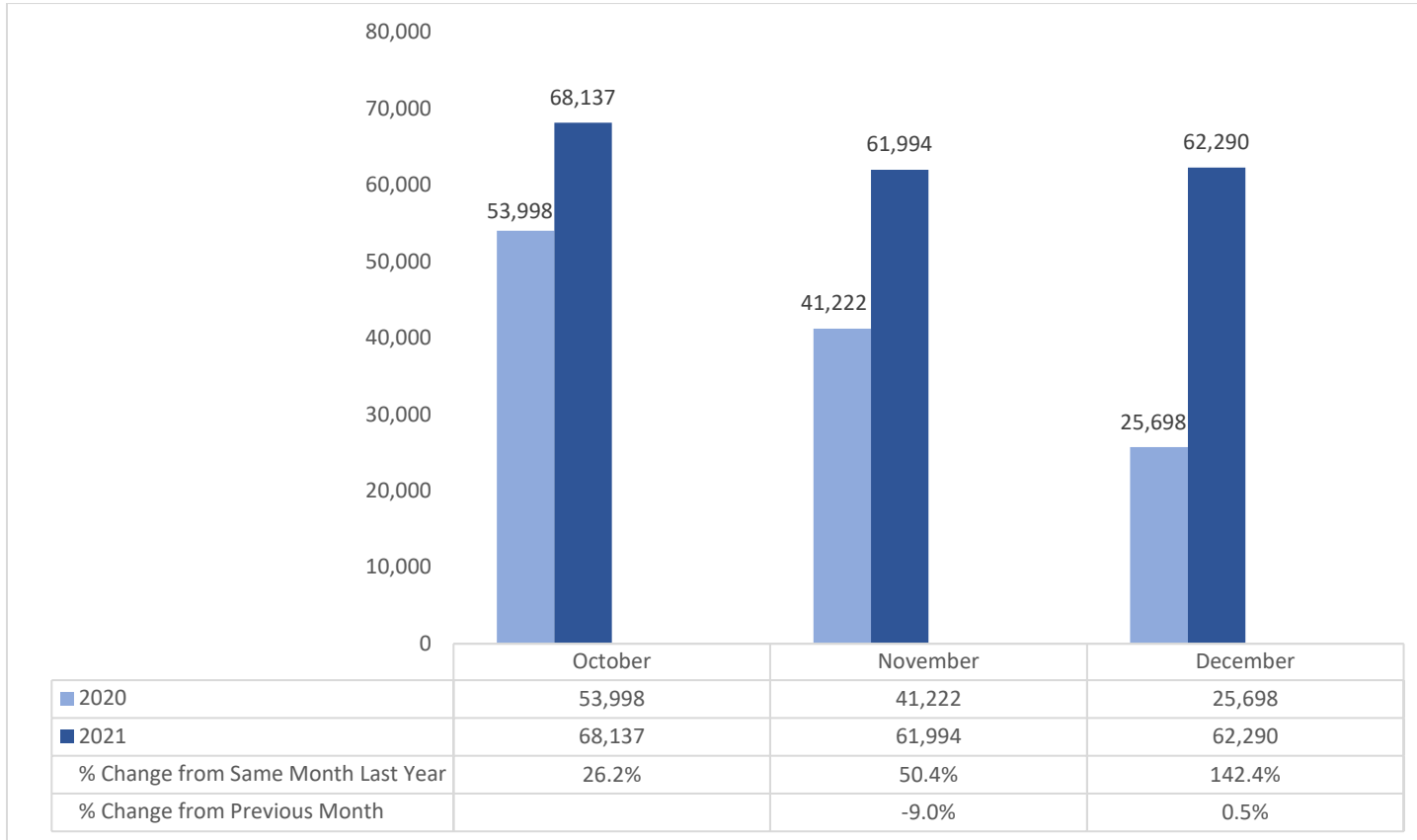
Note: Motor vehicle filings, hearings, and pleas include all citations associated with an incident, including Transportation Article §21-902, payable and must appear, mass transit, natural resource and parking and red-light violations.

Figure 45: District Court Motor Vehicle Cases Filed, 2020 and 2021



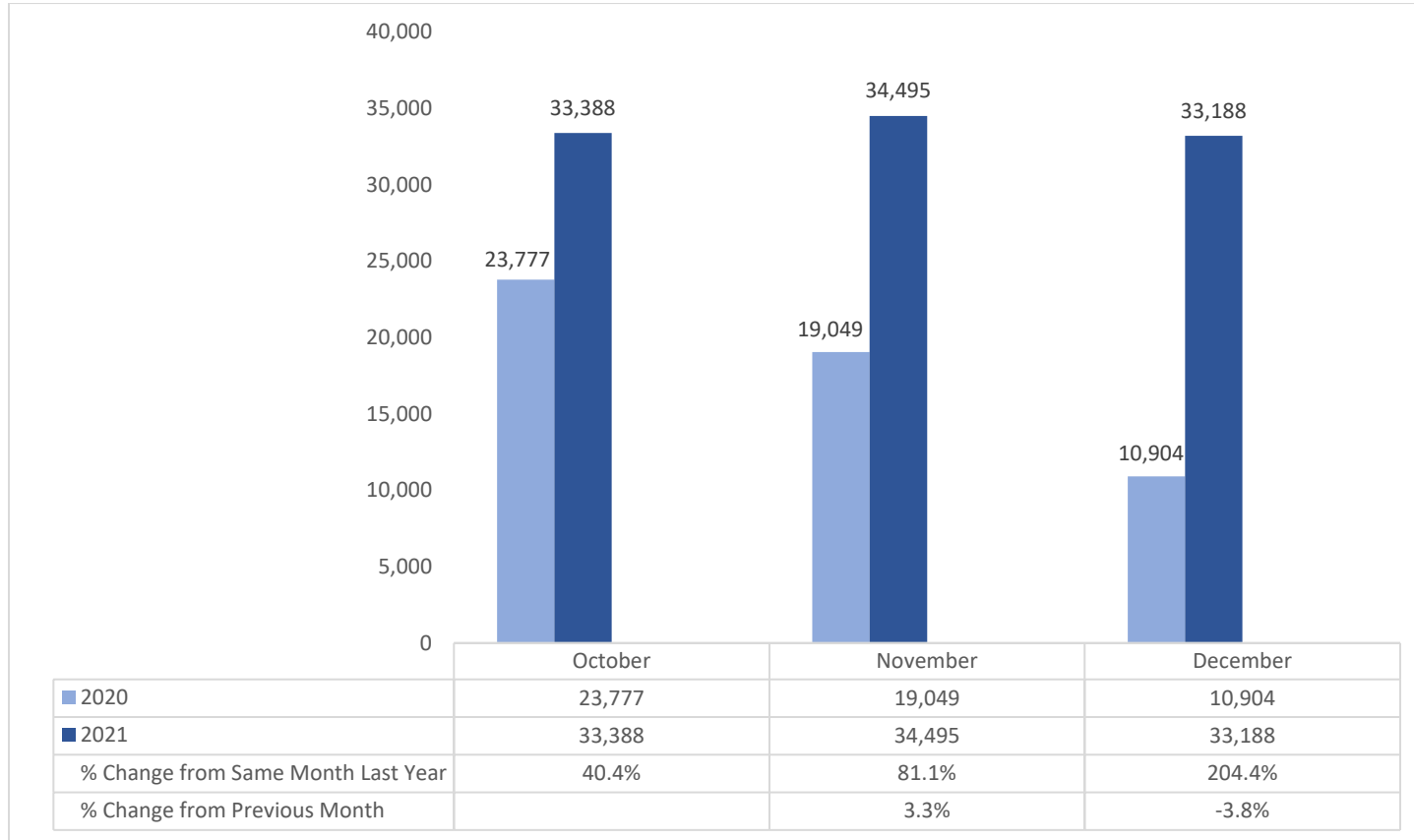
There were 177,438 motor vehicle cases filed from October 2021 to December 2021. Motor vehicle cases filed increased 1.7% in October 2021 (60,745 motor vehicle cases filed) compared to October 2020 (59,754 motor vehicle cases filed). In November 2021, there were 64,575 motor vehicle cases filed, an increase of 7.7% from November 2020 and an increase of 6.3% from October 2021. In December 2021, there were 52,118 motor vehicle cases filed, an increase of 3.6% from December 2020 and a decrease of 19.3% from November 2021.

Figure 46: District Court Motor Vehicle Case Pleas, 2020 and 2021



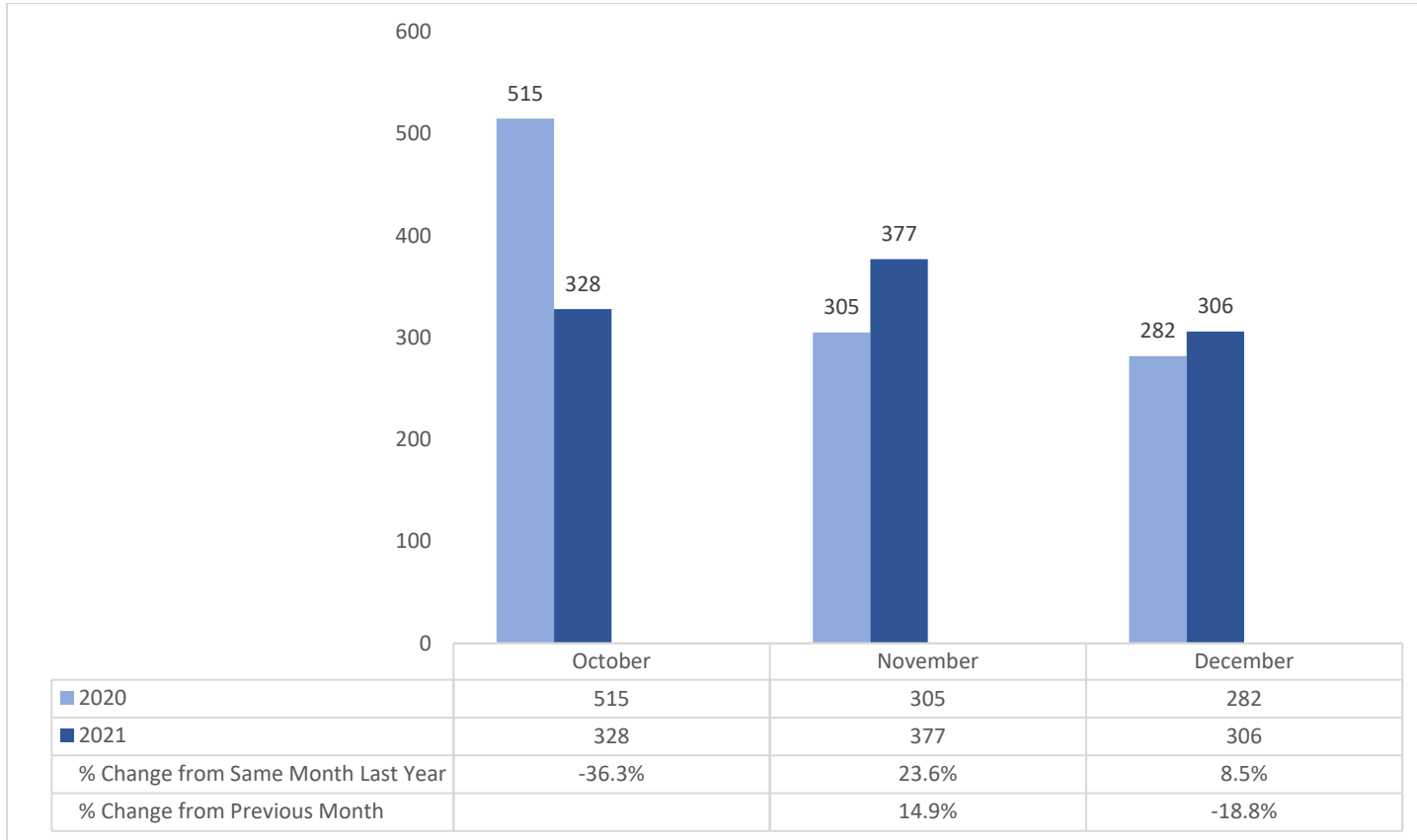
There were 192,421 motor vehicle pleas from October 2021 to December 2021. Motor vehicle pleas increased 26.2% in October 2021 (68,137 motor vehicle pleas) compared to October 2020 (53,998 motor vehicle pleas). In November 2021, there were 61,994 motor vehicle pleas, an increase of 50.4% from November 2020 and a decrease of 9.0% from October 2021. In December 2021, there were 62,290 motor vehicle pleas, an increase of 142.4% from December 2020 and an increase of 0.5% from November 2021.

Figure 47: District Court Motor Vehicle Hearings Held/Concluded, 2020 and 2021



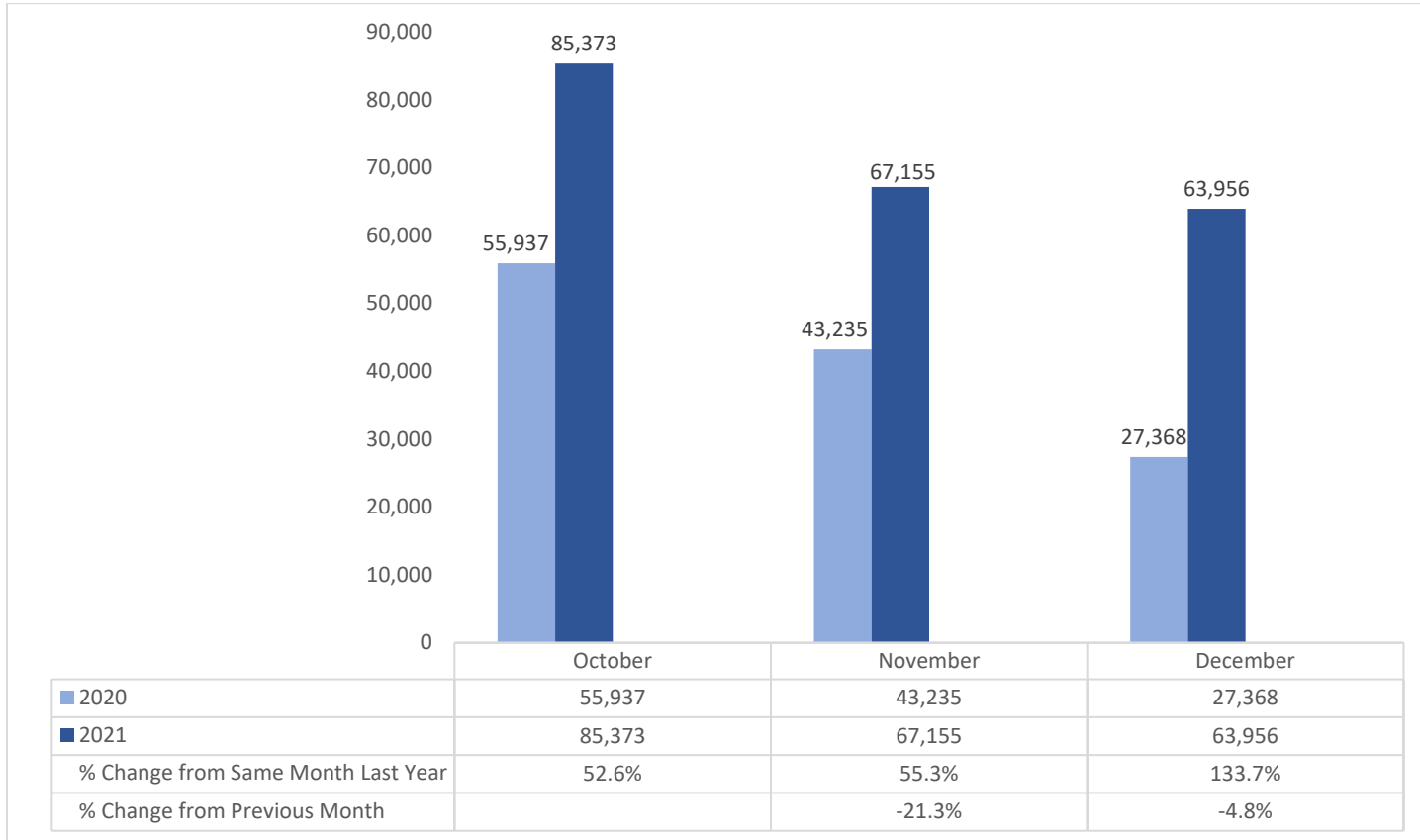
There were 101,071 motor vehicle hearings from October 2021 to December 2021. Motor vehicle hearings increased 40.4% in October 2021 (33,388 motor vehicle hearings) compared to October 2020 (23,777 motor vehicle hearings). In November 2021, there were 34,495 motor vehicle hearings, an increase of 81.1% from November 2020 and an increase of 3.3% from October 2021. In December 2021, there were 33,188 motor vehicle hearings, an increase of 204.4% from December 2020 and a decrease of 3.8% from November 2021.

Figure 48: District Court Motor Vehicle Bail Review Hearings, 2020 and 2021



There were 1,011 bail review hearings from October 2021 to December 2021. Bail review hearings declined 36.3% in October 2021 (328 bail review hearings) compared to October 2020 (515 bail review hearings). In November 2021, there were 377 bail review hearings, an increase of 23.6% from November 2020 and an increase of 14.9% from October 2021. In December 2021, there were 306 bail review hearings, an increase of 8.5% from December 2020 and a decrease of 18.8% from November 2021.

Figure 49: District Court Motor Vehicle Dispositions, 2020 and 2021



There were 216,484 total motor vehicle dispositions from October 2021 to December 2021. Total motor vehicle dispositions increased 52.6% in October 2021 (85,373 total motor vehicle dispositions) compared to October 2020 (55,937 total motor vehicle dispositions). In November 2021, there were 67,155 total motor vehicle dispositions, an increase of 55.3% from November 2020 and a decrease of 21.3% from October 2021. In December 2021, there were 63,956 total motor vehicle dispositions, an increase of 133.7% from December 2020 and a decrease of 4.8% from November 2021.

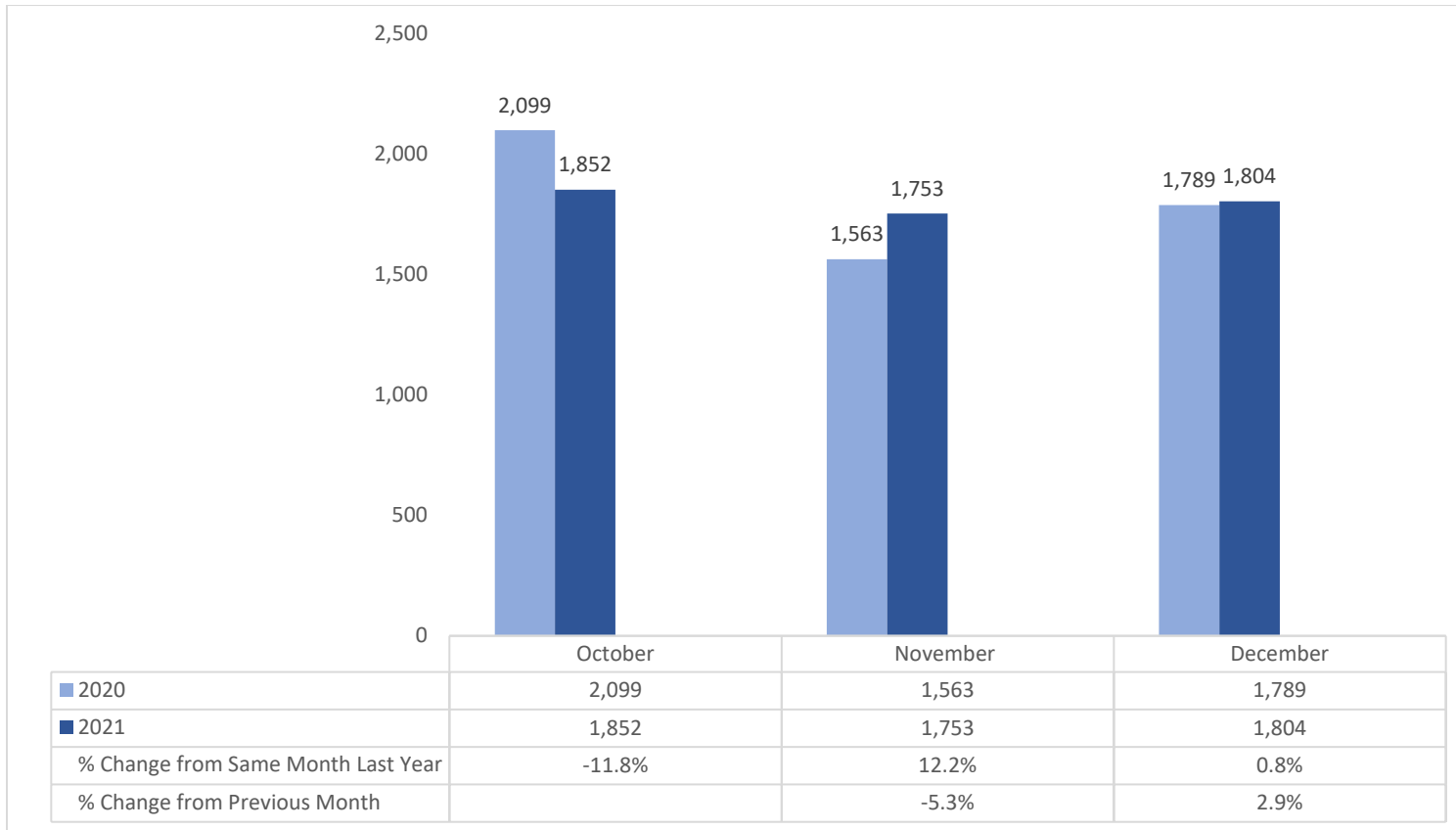
Problem-Solving Court Activity

Table 24: Problem-Solving Court (PSC) Hearings, Number of Participants in Attendance October-December 2020 and 2021

	October			November				December			
	2020	2021	Percent Change from Last Year: October 2020 & 2021	2020	2021	Percent Change from Previous Month: November & October 2021	Percent Change from Last Year: November 2020 & 2021	2020	2021	Percent Change from Previous Month: December & November 2021	Percent Change from Last Year: December 2020 & 2021
# of Participants Participating in Court Hearings	2,099	1,852	-11.8%	1,563	1,753	-5.3%	12.2%	1,789	1,804	2.9%	0.8%

Source: Statewide Maryland Automated Record Tracking (SMART)

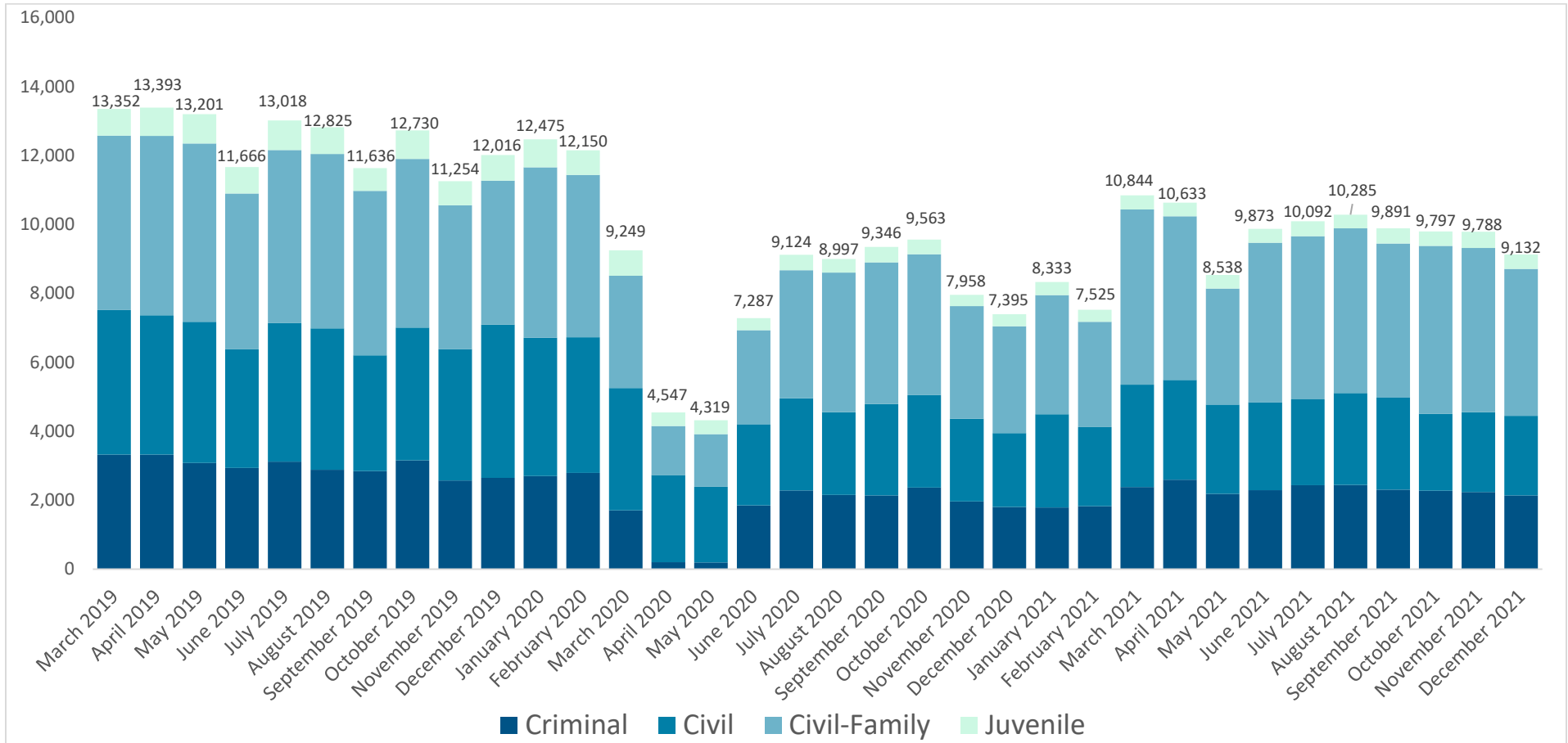
Figure 50: Problem-Solving Court (PSC) Hearings, Number of Participants in Attendance 2020, and 2021



There were 5,409 participants participating in court hearings from October 2021 to December 2021. Participants participating in court hearings declined 0.8% from October to December 2021 compared to October to December 2020 (5,451 participants participating in court hearings). Participants participating in court hearings declined 11.8% in October 2021 (1,852 participants participating in court hearings) compared to October 2020 (2,099 participants participating in court hearings). In November 2021, there were 1,753 participants participating in court hearings, an increase of 12.2% from November 2020 and a decrease of 5.3% from October 2021. In December 2021, there were 1,804 participants participating in court hearings, an increase of 0.8% from December 2020 and an increase of 2.9% from November 2021.

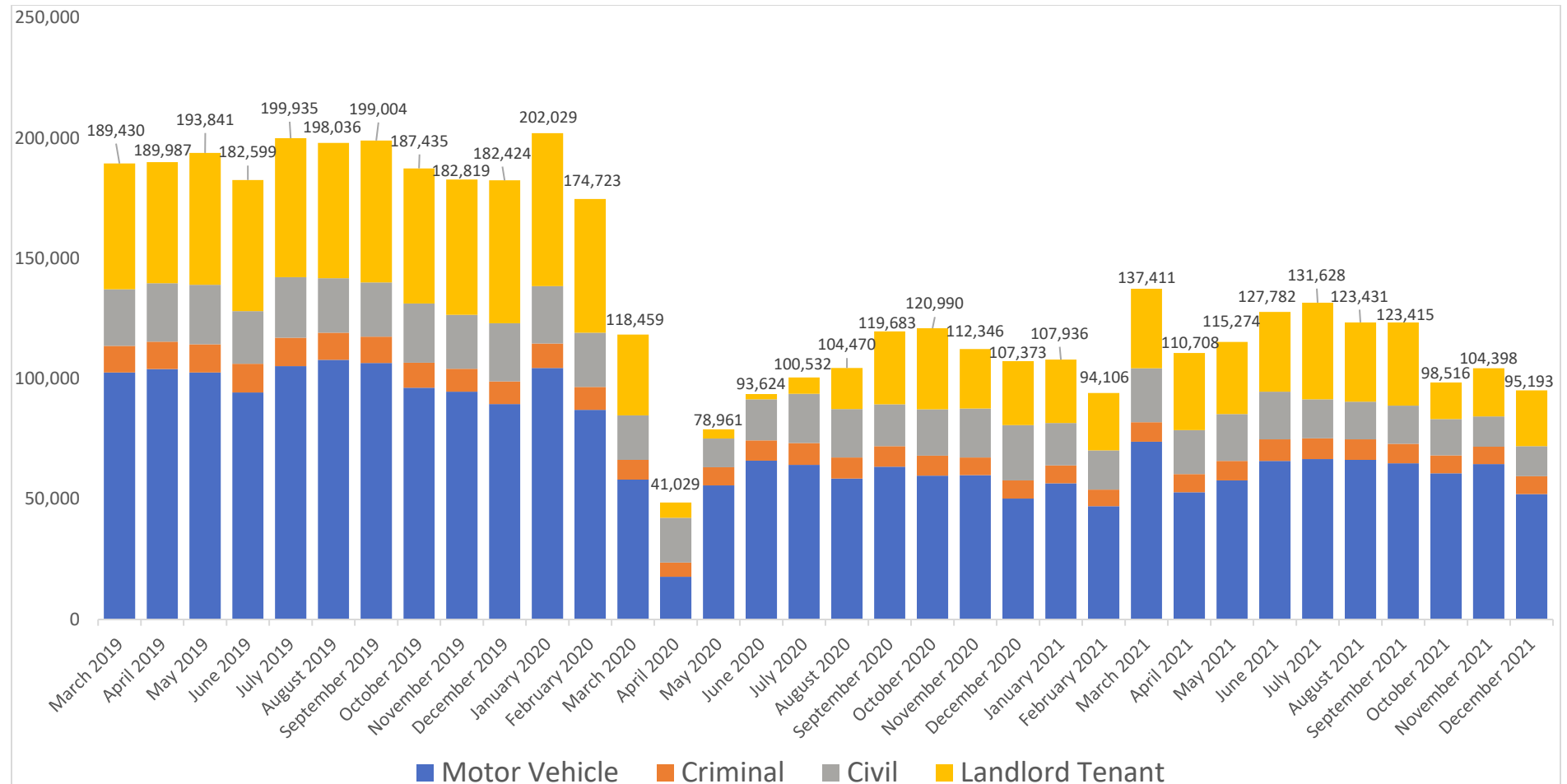
Long-term Case Activity Tracker – March 2019 to December 2021

Figure 51: Circuit Court Case Monthly Original Filings by Category – March 2019-December 2021



During the 34-month period from March 2019 to December 2021, the greatest number of circuit court original filings occurred in April 2019 (13,393 original filings) and the fewest filings occurred in May 2020 (4,319 original filings). The greatest monthly percentage decrease in filings occurred from March 2020 to April 2020 (a 50.8% decrease, 4,702 fewer filings). The greatest monthly percentage increase in filings occurred from May 2020 to June 2020 (a 68.7% increase). The greatest numeric increase in filings occurred from February to March 2021 (3,319 more filings in March). From October to December 2021 there was a monthly average of 9,572 circuit court original filings, an increase of 15% from October to December 2020 (8,305 average monthly filings) and a decrease of 20% from October to December 2019 (12,000 average monthly filings).

Figure 52: District Court Case Monthly Original Filings by Category – March 2019-December 2021



During the 34-month period from March 2019 to December 2021, the greatest number of District Court original filings occurred in January 2020 (202,029 original filings) and the fewest filings occurred in April 2020 (41,029 original filings). The greatest percentage decrease in filings occurred from March 2020 to April 2020 (a 65.4% decrease, 77,430 fewer filings). The greatest percentage increase in filings occurred from April 2020 to May 2020 (a 92.5% increase). The greatest numeric increase in filings occurred from February to March 2021 (43,305 more filings in March). From October to December 2021 there was a monthly average of 99,369 District Court original filings, a decrease of 12.5% from October to December 2020 (113,570 average monthly filings) and a decrease of 46% from October to December 2019 (184,226 average monthly filings).

Appendices

Appendix A: [COVID 19 Timeline](#)

Appendix B: COVID Administrative Orders*(Active)

COVID 19 Administrative Orders	
March 28, 2022	Lifting the COVID-19 Health Emergency as to the Maryland Judiciary Final Administrative Order on the Emergency Tolling or Suspension of Statutes of Limitations and Statutory and Rules Deadlines Related to the Initiation of Matters and Certain Statutory and Rules Deadlines in Pending Matters Final Administrative Order on Jury Trials and Grand Juries During the COVID-19 Emergency Final Amended Administrative Order on the Suspension During the COVID-19 Emergency of Foreclosures, Evictions, and Other Ejectments Involving Residences Implementation of Remote Electronic Judicial Proceedings
March 1, 2022	Fifth Amended Administrative Order Expanding Statewide Judiciary Operations in Light of the Covid-19 Emergency Twelfth Revised Administrative Order on the Emergency Tolling or Suspension of Statutes of Limitations and Statutory and Rules Deadlines Related to the Initiation of Matters and Certain Statutory and Rules Deadlines in Pending Matters Sixth Amended Administrative Order on Lifting the Statewide Suspension of Jury Trials and Maintaining Grand Juries Twelfth Amended Administrative Order on the Suspension During the COVID-19 Emergency of Foreclosures, Evictions, and Other Ejectments Involving Residences
January 14, 2022	Extension of Interim Administrative Order of December 27, 2021 Restricting Statewide Judiciary Operations in Light of the Omicron Variant of the COVID-19 Emergency Ninth Administrative Order on Remote Oral Arguments
December 28, 2021	Eighth Administrative Order on Remote Oral Arguments
December 27, 2021	Interim Administrative Order of December 27, 2021 Restricting Statewide Judiciary Operations in Light of the Omicron Variant of the COVID-19 Emergency
October 29, 2021	Limitation on Applications and Covid-19 Vaccination/Testing Requirements for Applicants for the February 2022 Uniform Bar Exam in Maryland
October 22, 2021	Seventh Administrative Order on Remote Oral Arguments
September 15, 2021	Sixth Administrative Order on Remote Oral Arguments

<u>COVID 19 Administrative Orders</u>	
August 20, 2021	COVID-19 Vaccination Requirement for Judiciary Personnel in Courthouses and Judicial Branch Facilities
August 18, 2021	Fifth Administrative Order on Remote Oral Arguments
August 6, 2021	Third Amended Administrative Order Expanding Statewide Judiciary Operations in Light of the COVID-19 Emergency Ninth Administrative Order Clarifying COVID-19 Health Measures in Courthouses and Judicial Branch Facilities Fourth Amended Administrative Order on Lifting the Statewide Suspension of Jury Trials and Maintaining Grand Juries Tenth Amended Administrative Order on the Suspension During the COVID-19 Emergency of Foreclosures, Evictions, and Other Ejectments Involving Residences Tenth Revised Administrative Order on the Emergency Tolling or Suspension of Statutes of Limitations and Statutory and Rules Deadlines Related to the Initiation of Matters and Certain Statutory and Rules Deadlines in Pending Matters
February 2, 2021,	First Amended Administrative Order on Case Time Standards and Related Reports for Fiscal Years 2020 and 2021 in Light of the COVID-19 Emergency
December 16, 2020	Second Administrative Order on Remote Oral Arguments
October 26, 2020	Remote Oral Arguments
May 26, 2020	Postponement of the July 2020 Maryland Bar Examination
May 18, 2020	Rescheduling May Oral Arguments and Postponing Other Oral Arguments
May 01, 2020	Amended Administrative Order on Remote Proceedings Held During the COVID-19 Emergency Case Time Standards and Related Reports for Fiscal Years 2020 and 2021 in Light of the COVID-19 Emergency
April 14, 2020	Guiding the Response of the Trial Courts of Maryland to the COVID-19 Emergency as it Relates to Those Persons who are Incarcerated or Imprisoned
April 13, 2020	Guiding the Response of Circuit Courts Sitting as Juvenile Courts to the COVID-19 Emergency as it Relates to those Juveniles who are Detained, Committed Pending Placement or in Commitments
March 18, 2020	Statewide Operations That Must Be Maintained During the COVID-19 Emergency: Land Records

**Does not include rescinded or obsolete orders*

Appendix C: Judicial Operations by Court and Phase

Phase I: March 16, 2020-June 5, 2020

During this phase court activity was limited to emergency operations only with few exceptions.

District Court

- Bail reviews
- Bench warrants
- Emergency evaluations
- Quarantine and isolation violations
- Body attachments

District Court Commissioners

- New extreme risk protective order petitions
- New domestic violence protective order petitions (adult respondents)
- New peace order petitions
- Initial appearances
- Applications for statement of charges
- Bail bonds
- Bench warrant satisfactions

Circuit Courts

- Bail reviews
- Bench warrants
- Arraignments for detained defendants
- Juvenile detention
- Juvenile shelter care
- Peace order petitions (juvenile respondents)
- Emergency evaluations
- Quarantine and isolation
- Extradition
- Body attachments
- Extreme risk protective order appeals

Court of Special Appeals

- Injunctive relief pending appeal
- Appeals if lack of action would result in dispositive outcome
- Appeals from quarantine and isolation matters

Court of Appeals

- Certain election law matters
- Mandamus
- Certified questions of law

- Quarantine and isolation

Phase II: June 5, 2020-July 19, 2020 and December 22, 2020-March 14, 2021

Phase II includes Phase I matters in addition to items below:

District Court

Criminal and Traffic

- Bail reviews and reconsiderations
- Matters regarding locally incarcerated defendants (in accordance with April 14, 2020 order)
- Trials for incarcerated individuals
- Trials for other criminal actions alleging violent acts
- Trials for alcohol-related motor vehicle cases
- Guilty pleas with deferral of incarceration start date considered
- Mental health evaluations and competency matters
- Preliminary hearings
- Hearings on petitions for violation of probation
- Juvenile waiver hearings
- Any other criminal proceeding that can be conducted remotely

District Court Commissioners

- Commissioners shall continue to hear all Phase I matters, including after regular court hours for interim domestic violence protective, peace, and extreme risk protective order petitions.; continued acceptance of circuit court bail bonds.

Circuit Courts

Civil

- Emergency habeas corpus matters
- Temporary restraining orders
- Scheduling conferences
- Status conferences
- On the record appeals
- Matters that can be handled remotely or without testimony or both.

Criminal

- Bail reviews, bail reconsiderations, and bench warrants including matters involving locally incarcerated defendants (in accordance with April 14, 2020 order)
- Arraignments for detained defendants
- Extradition cases
- Competency, criminal responsibility issues not requiring witness testimony status, and discovery and Hicks issues
- Deferred sentencing for non-incarcerated defendants
- Pleas agreements without recommendations for incarceration

- Motions that can be handled remotely or without testimony or both

Family

- Scheduling conferences
- Status conferences
- Uncontested divorce and other uncontested matters
- Domestic violence protective orders
- Domestic violence, peace, and extreme risk protective order appeals
- Family law emergencies that have been determined to require an expedited hearing
- Emergency issues in guardianship matters
- Temporary restraining orders
- Default hearings
- Exceptions not requiring witness testimony
- Matters that can be handled remotely or without testimony or both

Child in Need of Assistance (CINA)

- Shelter care hearings
- CINA matters that are uncontested or can be heard by proffer including adjudications, dispositions, permanency plans, and permanency plan reviews.
- Termination of parental rights that are by consent or proffer
- Exceptions (uncontested, consented to, or requiring legal argument only)
- Family Treatment/Recovery Court reviews
- Guardianships under juvenile causes
- Adoptions re: CINA and TPR youth
- Matters that can be handled remotely or without testimony or both

Juvenile Delinquency

- Detention hearings
- Peace order petitions (juvenile respondents)
- Arraignments and first appearances
- Emergency delinquency matters
- Adjudication with agreed to plea and/or by proffer
- Disposition by consent or proffer
- Disposition reviews
- Delinquency juvenile treatment plans and reviews
- Closure of probation and jurisdiction not requiring testimony
- Juvenile expungements not requiring testimony
- Juvenile permanency plans and reviews by consent or proffer
- Juvenile waivers by consent and not requiring testimony
- Exceptions no requiring witness testimony
- Matters that can be heard remotely or without testimony or both

Problem-solving Courts

- Proceedings of drug, mental health, family/dependence recovery, DUI, veterans, juvenile drug, and truancy courts.

Court of Special Appeals

- Fully operational
- The court will hear all matters in its jurisdiction.
- Most hearings will be held remotely.
- Mediation conducted by COSA ADR Division may be handled remotely.

Court of Appeals

- Fully operational
- The court will hear all matters in its jurisdiction.
- Hearings will be held remotely.

Phase III: July 20, 2020-August 30, 2020, November 16, 2020-November 29, 2020² and December 29, 2021-March 6, 2022

Includes Phase I and Phase II matters in addition to items below:

District Court

Criminal and Traffic

- Trials for incarcerated defendants
- Other cases alleging violent acts, alcohol-related motor vehicle matters
- Preliminary hearings
- Begin scheduling minor traffic matters for dockets that begin during Phase IV, including previously postponed matters
- Violation of probation

Civil

- Resume handling temporary domestic violence protective, peace, and extreme risk protective order petitions during court hours.
- Begin scheduling civil matters, including trials, for dockets that begin during Phase IV, including previously postponed matters.

Landlord-Tenant

- Rent escrow actions, provided local inspection practices can be conducted
- Tenant holding over actions and associated warrants of restitution
- Breach of lease actions and any associated warrants of restitution
- Wrongful detainer actions and associated warrants of restitution

² A plain-language description of updated Phase III operating activities as of the [December 27, 2021 Administrative Order](#) can be found on the [Judiciary's Coronavirus Phased Reopening Plan](#) page (<https://mdcourts.gov/coronavirusphasedreopening>).

- Processing of warrants of restitution for failure to pay rent actions to begin after July 25, 2020, consistent with the Amended Order in regard to Foreclosures, Evictions, and Other Ejectments involving Residences.

District Court Commissioners

- Commissioners will resume hearing interim domestic violence protective order, peace, and extreme risk protective order petitions only after regular court hours.
- Continue to accept circuit court bail bonds through Phase IV.

Circuit Courts

Civil

- Motions requiring witness testimony
- Settlement hearings
- Attorney disciplinary hearings

Criminal

- Motions
- Expungements
- Violation of probation
- Non-jury trials
- Jury prayer status hearings
- Sentencings previously deferred

Family

- Resume handling temporary domestic violence protective order petitions during court hours
- Motions requiring witness testimony
- Pendente lite hearings
- Contempt proceedings
- Adoptions
- Guardianship – non-emergency
- Child support establishment
- Settlement hearings
- Court-ordered mediation

Child in Need of Assistance (CINA)

- All matters and motions that are contested and/or require testimony
- Adjudications, dispositions, permanency plans, and permanency plan reviews
- Exceptions hearings requiring witness testimony
- Contested TPRs

Juvenile Delinquency

- All matters that are contested and/or require testimony

- Adjudications
- Dispositions
- Disposition review
- Closure of probation and jurisdiction
- Motions
- Juvenile expungements
- Juvenile Permanency plan and permanency plan review
- Juvenile and adult sex offender registration
- Waiver hearings, including to and from Juvenile Court
- Exception hearings

Court of Special Appeals

- Same as Phase II.

Court of Appeals

- Same as Phase II.

Phase IV: August 31, 2020-November 15, 2020 and March 15, 2021-April 25, 2021

Includes Phase I, II and III matters plus:

District Court

Criminal and Traffic

- All criminal matters
- Minor traffic matters
- Begin scheduling dockets that begin during Phase IV for:
 - Red light
 - Parking
 - Speed camera
 - School bus
 - Toll/MTA
 - Other civil citations including previously postponed matters

Civil

- All civil matters

Landlord-Tenant

- Failure to pay rent

District Court Commissioners

- Fully operational
- Continue to accept circuit court bail bonds through Phase IV.

Circuit CourtsCivil

- Non-jury trials
- De novo appeals

Criminal

- Post-conviction hearings
- Three-judge panel sentence reviews

Family

- Hearings and trials
- Child support contempt

Child in Need of Assistance (CINA)

- Fully operational

Juvenile Delinquency

- Fully operational

Problem-solving Courts

- Fully operational

Court of Special Appeals

- Same as Phase II.

Court of Appeals

- Same as Phase II

Phase V: April 26, 2021-December 28, 2021 and beginning March 7, 2022

- All courts resume full operations.