


COVID-19 Phase 1 Statistical Document
Judicial Case Activity
August 2020



Contents

Introduction 1

Overview: COVID-19 Phase 1 Judicial Operations 1

 Circuit Courts 1

 District Court 1

Document Overview 2

 Statewide and County Case Filings 2

 Data by Case Category 2

 Case Category Data Elements 2

 Problem-Solving Courts (PSC) 5

Circuit Court - Original Case Filings 6

 Table 1: All Circuit Court Original Case Filings – By Case Category, March - May 2019 and 2020 6

 Table 2: Circuit Court Total Original Case Filings – By County, March - May 2019 and 2020 7

 Table 3: Circuit Court Civil Original Case Filings – By County, March - May 2019 and 2020 8

 Table 4: Circuit Court Civil-Family Original Case Filings – By County, March - May 2019 and 2020 9

 Table 5: Circuit Court Juvenile Original Case Filings – By County, March - May 2019 and 2020 10

 Table 6: Circuit Court Criminal Original Case Filings – By County, March - May 2019 and 2020 11

Circuit Court Domestic Violence Case Activity 12

 Table 7: Circuit Court Domestic Violence Original Case Filings, Protective Orders by Type*, and Hearings Held/Concluded March - May 2019 and 2020 12

 Figure 1: Monthly Total Circuit Court Domestic Violence Original Case Filings, 2019 and 2020 13

 Figure 2: Monthly Total Circuit Court Protective Orders, 2019 and 2020 14

 Figure 3: Circuit Court Domestic Violence Hearings Held/Concluded, 2019 and 2020 15

Circuit Court Civil Case Activity 16

 Table 8: Circuit Court Original Civil Case Filings and Hearings Held/Concluded March - May 2019 and 2020 16

 Figure 4: Monthly Circuit Court – Original Case Filings – Case Category: Civil, 2019 and 2020 17

 Figure 5: Monthly Circuit Court – Original Case Filings – Case Type: Foreclosure (Residential), 2019 and 2020 18

 Figure 6: Monthly Circuit Court Civil Hearings Held/Concluded, 2019 and 2020 19

Circuit Court Civil-Family Case Activity 20

 Table 9: All Circuit Court Civil-Family Original Case Filings, Hearings Held/Concluded, March - May 2019 and 2020 20

Figure 7: Monthly Circuit Court – Original Case Filings – Case Category: Civil- Family, 2019 and 2020 21

Figure 8: Monthly Circuit Court – Original Case Filings – Case Type: Child Custody (Versus), 2019 and 2020..... 22

Figure 9: Monthly Circuit Court – Original Case Filings – Case Type: Child Support (Agency), 2019 and 2020..... 23

Figure 10: Monthly Circuit Court – Original Case Filings – Case Type: Divorce (Absolute), 2019 and 2020..... 24

Figure 11: Monthly Circuit Court – Original Case Filings – Case Type: Divorce (Limited), 2019 and 2020..... 25

Figure 12: Monthly Circuit Court Civil Family Hearings Held/Concluded, 2019 and 2020..... 26

Figure 13: Monthly Circuit Court Divorce Hearings Held/Concluded – Contested, 2019 and 2020 27

Figure 14: Monthly Circuit Court Divorce Hearings Held/Concluded – Uncontested, 2019 and 2020 28

Circuit Court Juvenile Case Activity 29

Table 10: All Circuit Court Juvenile Original Case Filings, Hearings Held/Concluded, March - May 2019 and 2020..... 29

Figure 15: Monthly Circuit Court – Original Case Filings – Case Category: Juvenile, 2019 and 2020 .. 30

Figure 16: Monthly Circuit Court Juvenile Hearings Held/Concluded, 2019 and 2020..... 31

Figure 17: Monthly Circuit Court Child in Need of Assistance (CINA) Hearings Held/Concluded, 2019 and 2020..... 32

Circuit Court Criminal Case Activity 33

Table 11: Circuit Court Criminal Case Activity – Case Filings, Pleas, Hearings Held/Concluded and Dispositions 33

Figure 18: Monthly Circuit Court – Original Case Filings – Case Category: Criminal, 2019 and 2020.. 34

Figure 19: Monthly Circuit Court – Criminal Case Activity – Criminal Pleas (Total Charges Pled), 2019 and 2020..... 35

Figure 20: Monthly Circuit Court – Criminal Case Activity – Criminal Pleas (Unique Cases), 2019 and 2020..... 36

Figure 21: Monthly Circuit Court Criminal Hearings Held/Concluded, 2019 and 2020 37

Figure 22: Monthly Circuit Court Bail Review Hearings Held/Concluded, 2019 and 2020 38

Figure 23: Monthly Circuit Court – Criminal Case Activity – Criminal Dispositions (Charges), 2019 and 2020..... 39

Figure 24: Monthly Circuit Court – Criminal Case Activity – Criminal Dispositions (Cases), 2019 and 2020..... 40

District Court - Original Case Filings 41

Table 12: All District Court Original Case Filings – By Case Category*, March – May 2019 and 2020. 41

Table 13: District Court Total Original Case Filings – By County, March – May 2019 and 2020 42

Table 14: District Court Civil Original Case Filings – By County, March - May 2019 and 2020 43

Table 15: District Court Motor Vehicle Original Case Filings – By County, March - May 2019 and 2020 44

Table 16: District Court Landlord-Tenant Original Case Filings – By County, March - May 2019 and 2020 45

Table 17: District Court Criminal Original Case Filings – By County, March - May 2019 and 2020..... 46

District Court Domestic Violence Case Activity 47

Protective Orders 47

Table 18: District Court Domestic Original Case Filings, Protective Orders* by Order Type** and Hearings Held/Concluded March - May 2019 and 2020 47

Figure 25: Monthly Total District Court Domestic Violence Original Case Filings, 2019 and 2020..... 48

Figure 26: Monthly Total District Court Domestic Violence Protective Orders, 2019 and 2020 49

Figure 27: Monthly District Court Domestic Violence Protective Order Hearings Held/Concluded, 2019 and 2020 50

Extreme Risk Protective Orders (ERPO) 51

Table 19: District Court ERPO* Original Case Filings, ERPOs by Order Type**and Hearings Held/Concluded March - May 2019 and 2020 51

Figure 28: Monthly District Court ERPO Original Case Filings, 2019 and 2020 52

Figure 29: Monthly Total District Court ERPOs, 2019 and 2020 53

Figure 30: Monthly District Court ERPO Hearings Held/Concluded, 2019 and 2020 54

Peace Orders 55

Table 20: District Court Peace Order* Original Case Filings, Peace Orders by Order Type** and Hearings Held/Concluded March-May 2019 and 2020 55

Figure 31: Monthly District Court Peace Order Original Case Filings, 2019 and 2020 56

Figure 32: Monthly Total District Court Peace Orders, 2019 and 2020 57

Figure 33: Monthly District Court Peace Order Hearings Held/Concluded, 2019 and 2020..... 58

District Court – Civil Case Activity 59

Table 21: District Court Original Civil Case Filings and Hearings Held/Concluded March - May 2019 and 2020 59

Figure 34: District Court Civil Case Filings, March-May 2019 and 2020..... 60

Figure 35: District Court Civil Hearings Held/Concluded March-May 2019 and 2020 61

Figure 36: District Court Emergency Evaluations Filed, March-May 2019 and 2020..... 62

Figure 37: District Court Emergency Evaluations Granted 63

District Court Criminal Case Activity..... 64

Table 22: District Court Original Criminal Case Filings, Hearings Held/Concluded, Pleas and Dispositions March-May 2019 and 2020..... 64

Figure 38: District Court Criminal Case Filed, March-May 2019 and 2020 65

Figure 39: District Court Criminal Pleas, March-May 2019 and 2020 66

Figure 40: District Court Criminal Hearings Held/Concluded 67

Figure 41: District Court Criminal Bail Review Hearings March-May 2019 and 2020..... 68

Figure 42: District Court Total Criminal Dispositions, March -May 2019 and 2020..... 69

Figure 43: District Court Criminal Trial Dispositions, March-May 2019 and 2020..... 70

Figure 44: District Court Criminal Non-Trial Dispositions, March-May 2019 and 2020 71

District Court Motor Vehicle Case Activity..... 72

Table 23: District Court Motor Vehicle Cases Filed, Hearings Held/Concluded and Dispositions March - May 2019 and 2020..... 72

Figure 45: District Court Motor Vehicle Cases Filed, March – May 2019 and 2020 73

Figure 45: District Court Motor Vehicle Case Pleas, March – May 2019 and 2020 74

Figure 46: District Court Motor Vehicle Hearings Held/Concluded, March – May 2019 and 2020..... 75

Figure 46: District Court Motor Vehicle Bail Review Hearings, March – May 2019 and 2020..... 76

Figure 47: District Court Motor Vehicle Dispositions, March – May 2019 and 2020..... 77

Problem-Solving Court Activity 78

Table 24: Problem-Solving Court (PSC) Hearings, Number of Participants in Attendance March – May 2019 and 2020..... 78

Figure 48: Circuit Court PSC Hearings, Number of Participants in Attendance March – May 2019 and 2020..... 79

Figure 49: District Court PSC Hearings, Number of Participants in Attendance March – May 2019 and 2020..... 80

Appendices 1

Appendix A: COVID 19 Timeline 1

Appendix B: COVID Administrative Orders..... 1

Appendix C: Judicial Operations by Court and Phase..... 2

Phase 1: March 16, 2020 - June 5, 2020..... 2

 District Court2

 District Court Commissioners.....2

 Circuit Courts2

 Court of Special Appeals.....3

 Court of Appeals.....3

Phase 2: June 5, 2020-July 20, 2020 3

District Court	3
District Court Commissioners	3
Circuit Courts	4
Phase 3: July 20, 2020 – August 31, 2020	5
District Court	6
District Court Commissioners	6
Circuit Courts	6
Court of Special Appeals	8
Court of Appeals	8
Phase 4: August 31, 2020- October 5, 2020	8
District Court	8
Circuit Courts	9
Phase 5: Beginning October 5, 2020	9

Introduction

On July 20, 2020, the Maryland Judiciary entered Phase 3 under Chief Judge Barbera's June 3, 2020 [Amended Administrative Order on the Progressive Resumption of Full Function of Judiciary Operations Previously Restricted Due to the COVID-19 Emergency](#). Under this phase, clerk's offices in both the District Court of Maryland and circuit courts have fully opened to the public throughout the state and additional court matters are being scheduled and heard.

During the previous phases, Phase 1 (March 16-June 5, 2020) and Phase 2 (June 5, 2020-July 20, 2020) of restricted operations due to the COVID-19 health emergency, all Maryland District and circuit courts remained open to perform essential court functions and address emergency matters.

This document provides caseload activity statistics for Maryland District and circuit courts during the months of March through May of 2019 and March through May of 2020. The purpose of this document is to provide a statistical record of select judicial operations during Phase 1 of the COVID-19 health emergency. Data from the same time period in 2019, referenced above, is provided for statistical comparison. Please see Appendix C for a description of judicial operations under Phases 1-5 of the June 3, 2020 Administrative Order.

Overview: COVID-19 Phase 1 Judicial Operations

Circuit Courts

During Phase 1 of the COVID-19 emergency, daily operations of essential functions continued in all of Maryland's 24 circuit courts. These functions included bail reviews, arraignments of all detained individuals, juvenile detention hearings, juvenile shelter care hearings, juvenile respondent peace orders, emergency evaluations, preparation for quarantine and isolation petitions, extraditions, body attachments, extreme risk protective order appeals, Child in Need of Assistance (CINA) matters, emergency delinquency hearings, emergency habeas corpus petitions, guardianship matters, domestic violence protective orders, peace order appeals, emergency family law matters, temporary restraining orders, criminal competency matters, emergency motions and contempt proceedings and all matters consistent with the [Administrative Order of April 14](#) regarding incarcerated defendants.

Circuit courts also conducted remote hearings in such areas as guilty pleas for detained defendants, drug court reviews, scheduling conferences and pre-trial settlement conferences in civil and family law cases as well as temporary restraining orders. Daily duty judges remained available to law enforcement for search warrant review and proceedings were conducted remotely whenever possible using court approved technology.

District Court

With respect to the District Court Phase 1 operations, domestic violence protective orders, peace orders, extreme risk protective orders (ERPO) and emergency evaluations were processed by District Court Commissioners and screened by judges to determine if additional

action was needed; bail reviews, motions for bail modifications and bail re-reviews were conducted in every district court location daily; and remote technology was utilized to process criminal pleas and enable drug court teams to conduct dockets and check-ins with their participants. The Judiciary's Self-Help Resource Centers also remained open via phone, chat and e-mail to provide free remote legal advice to those with civil legal needs, including domestic violence and family law questions.

Document Overview

Statewide and County Case Filings

This report provides monthly circuit and district court original case filings statistics for March-May of 2019 and March-May of 2020. Case filing data is further organized by:

- Case category (statewide totals)
- Civil filings (by county)
- Civil-Family filings (by county)
- Juvenile filings (by county)
- Criminal filings (by county)
- Motor Vehicle filings (by county)
- Landlord Tenant filings (by county)

Data by Case Category

Additional case activity statistics provided in this document are organized according to circuit and district court and then by case category. Case category statistics are organized as follows:

- Domestic Violence (circuit and District Court)
- Civil (circuit court and District Court)
- Civil-Family (circuit court only)
- Juvenile (circuit court only)
- Criminal (circuit and District Court)
- Motor Vehicle (District Court only)

Case Category Data Elements

Each case category includes a main summary data table and a graph for each data element represented in the summary table. Data elements for all case categories include original case filings and hearings held/concluded. Selected case types, events and hearing types are highlighted within case categories. Specific data elements pertaining to each case category are provided below:

Circuit Court Domestic Violence Case Activity

- Original domestic violence case filings

- Final and temporary protective orders granted, denied, dismissed, extended and rescinded
- Domestic violence hearings held and concluded

Circuit Court Civil Case Activity

- Original case filings
 - Highlight case type – residential foreclosure
- Hearings held and concluded

Circuit Court Civil-Family Case Activity

- Original case filings
 - Highlight case type: child custody (versus)
 - Highlight case type: child support (agency)
 - Highlight case type: divorce absolute
 - Highlight case type: divorce limited
- Hearings held and concluded
 - Highlight hearing: contested divorce
 - Highlight hearing: uncontested divorce

Circuit Court Juvenile Case Activity

- Original case filings
- Hearings held and concluded
 - Highlight hearing – child in need of assistance (CINA)

Circuit Court Criminal Case Activity

- Original case filings
- Pleas by charge
- Pleas unique case
- Hearings held/concluded
 - Highlight hearing: bail review
- Dispositions by charge
- Dispositions by case

District Court Domestic Violence Case Activity

- Protective Orders
 - Original domestic violence case filings

- Interim, temporary and final domestic violence protective orders granted, denied and dismissed
- Domestic violence protective order hearings held and concluded
- Extreme Risk Protective Order
 - Original extreme risk protective order case filings
 - Interim, temporary, and final protective orders granted, denied, and dismissed
 - Extreme risk protective order hearings held and concluded
- Peace Order
 - Original peace order case filings
 - Interim, temporary and final peace orders granted, denied, and dismissed
 - Peace order hearings held and concluded

District Court Civil Case Activity

- Cases filed
- Hearings held and concluded
- Highlight– emergency evaluations filed and granted

District Court Criminal Case Activity

- Criminal case filings
- Criminal pleas
- Total criminal hearings held and concluded
- Highlight hearing – bail review
- Total Dispositions
 - Trial dispositions
 - Non-trial dispositions

District Court Motor Vehicle Case Activity

- Motor vehicle case filings
- Motor vehicle pleas
- Total motor vehicle hearings held and concluded
 - Highlight hearing – bail review
- Total motor vehicle dispositions

Problem-Solving Courts (PSC)

The final section of this document provides statistics pertaining to the number of participants attending circuit and District Court problem-solving court hearings. Participant data reflects attendance by individuals enrolled in adult circuit and District Court drug, DUI, mental health, re-entry, Back-on-Track, and veterans courts. Data is also inclusive of juvenile participants of drug and truancy courts and families enrolled in family/dependency drug courts.

Circuit Court - Original Case Filings*Table 1: All Circuit Court Original Case Filings – By Case Category, March - May 2019 and 2020*

Circuit Court Original Case Filings by Case Category	March			April				May			
	2019	2020	Percent Change from Last Year: March 2019 & 2020	2019	2020	Percent Change from Previous Month: March & April 2020	Percent Change from Last Year: April 2019 & 2020	2019	2020	Percent Change from Previous Month: April & May 2020	Percent Change from Last Year: May 2019 & 2020
Criminal	3,326	1,712	-48.5%	3,327	199	-88.4%	-94.0%	3,085	196	-1.5%	-93.6%
Civil	4,196	3,323	-20.8%	4,041	2,419	-27.2%	-40.1%	4,095	2,153	-11.0%	-47.4%
Civil-Family	5,059	3,203	-36.7%	5,201	1,295	-60%	-75%	5,169	1,344	3.8%	-74.0%
Juvenile	771	731	-5.2%	824	381	-47.9%	-53.8%	852	388	1.8%	-54.5%
Total Filings	13,352	8,969	-32.8%	13,393	4,294	-52%	-68%	13,201	4,081	-5.0%	-69.1%

Source: MDEC County Circuit Courts, Montgomery, Prince George's and Baltimore City Circuit Courts.

Table 2: Circuit Court Total Original Case Filings – By County, March - May 2019 and 2020

Circuit Court Total Original Case Filings by County	March			April				May			
	2019	2020	Percent Change from Last Year: March 2019 & 2020	2019	2020	Percent Change from Previous Month: March & April 2020	Percent Change from Last Year: April 2019 & 2020	2019	2020	Percent Change from Previous Month: April & May 2020	Percent Change from Last Year: May 2019 & 2020
First Circuit	665	464	-30%	621	276	-41%	-56%	620	173	-37%	-72%
Dorchester	157	84	-46%	119	45	-46%	-62%	113	32	-29%	-72%
Somerset	116	66	-43%	89	31	-53%	-65%	110	39	26%	-65%
Wicomico	263	210	-20%	299	108	-49%	-64%	239	69	-36%	-71%
Worcester	129	104	-19%	114	92	-12%	-19%	158	33	-64%	-79%
Second Circuit	751	510	-32%	744	197	-61%	-74%	714	189	-4%	-74%
Caroline	77	74	-4%	97	28	-62%	-71%	93	26	-7%	-72%
Cecil	372	245	-34%	386	80	-67%	-79%	337	97	21%	-71%
Kent	60	30	-50%	48	15	-50%	-69%	68	8	-47%	-88%
Queen Anne's	166	83	-50%	134	34	-59%	-75%	126	35	3%	-72%
Talbot	76	78	3%	79	40	-49%	-49%	90	23	-43%	-74%
Third Circuit	2,195	1,699	-23%	2,519	1,021	-40%	-59%	2,307	862	-16%	-63%
Baltimore	1,727	1,380	-20%	1,961	860	-38%	-56%	1,844	691	-20%	-63%
Harford	468	319	-32%	558	161	-50%	-71%	463	171	6%	-63%
Fourth Circuit	683	481	-30%	755	176	-63%	-77%	702	203	15%	-71%
Allegany	241	175	-27%	309	68	-61%	-78%	229	83	22%	-64%
Garrett	56	62	11%	62	20	-68%	-68%	57	12	-40%	-79%
Washington	386	244	-37%	384	88	-64%	-77%	416	108	23%	-74%
Fifth Circuit	1,958	1,318	-33%	1,931	622	-53%	-68%	1,908	662	6%	-65%
Anne Arundel	1,235	807	-35%	1,194	349	-57%	-71%	1,206	382	9%	-68%
Carroll	298	194	-35%	293	81	-58%	-72%	288	85	5%	-70%
Howard	425	317	-25%	444	192	-39%	-57%	414	195	2%	-53%
Sixth Circuit	1,741	1,166	-33%	1,860	284	-76%	-85%	1,884	346	22%	-82%
Frederick	422	312	-26%	431	169	-46%	-61%	468	123	-27%	-74%
Montgomery	1,319	854	-35%	1,429	115	-87%	-92%	1,416	223	94%	-84%
Seventh Circuit	2,840	1,790	-37%	2,699	757	-58%	-72%	2,756	753	-1%	-73%
Calvert	166	159	-4%	160	60	-62%	-63%	155	63	5%	-59%
Charles	400	276	-31%	388	126	-54%	-68%	414	114	-10%	-72%
Prince George's	2,076	1,223	-41%	1,954	512	-58%	-74%	1,998	505	-1%	-75%
St. Mary's	198	132	-33%	197	59	-55%	-70%	189	71	20%	-62%
Eighth Circuit	2,519	1,541	-39%	2,264	961	-38%	-58%	2,310	893	-7%	-61%
Baltimore City	2,519	1,541	-39%	2,264	961	-38%	-58%	2,310	893	-7%	-61%
STATE TOTALS	13,352	8,969	-33%	13,393	4,294	-52%	-68%	13,201	4,081	-5%	-69%

Table 3: Circuit Court Civil Original Case Filings – By County, March - May 2019 and 2020

Circuit Court Civil Original Case Filings by County	March			April				May			
	2019	2020	Percent Change from Last Year: March 2019 & 2020	2019	2020	Percent Change from Previous Month: March & April 2020	Percent Change from Last Year: April 2019 & 2020	2019	2020	Percent Change from Previous Month: April & May 2020	Percent Change from Last Year: May 2019 & 2020
First Circuit	174	121	-30%	116	123	2%	6%	149	64	-48%	-57%
Dorchester	45	20	-56%	24	16	-20%	-33%	26	13	-19%	-50%
Somerset	39	20	-49%	19	14	-30%	-26%	44	10	-29%	-77%
Wicomico	49	52	6%	48	41	-21%	-15%	51	22	-46%	-57%
Worcester	41	29	-29%	25	52	79%	108%	28	19	-63%	-32%
Second Circuit	150	135	-10%	124	76	-44%	-39%	165	58	-24%	-65%
Caroline	17	14	-18%	14	9	-36%	-36%	18	10	11%	-44%
Cecil	65	60	-8%	53	29	-52%	-45%	58	21	-28%	-64%
Kent	10	14	40%	7	8	-43%	14%	22	5	-38%	-77%
Queen Anne's	44	31	-30%	31	14	-55%	-55%	41	16	14%	-61%
Talbot	14	16	14%	19	16	0%	-16%	26	6	-63%	-77%
Third Circuit	608	647	6%	671	629	-3%	-6%	680	442	-30%	-35%
Baltimore	501	551	10%	546	569	3%	4%	544	378	-34%	-31%
Harford	107	96	-10%	125	60	-38%	-52%	136	64	7%	-53%
Fourth Circuit	117	82	-30%	150	71	-13%	-53%	157	89	25%	-43%
Allegany	56	28	-50%	60	33	18%	-45%	64	31	-6%	-52%
Garrett	8	5	-38%	18	9	80%	-50%	8	6	-33%	-25%
Washington	53	49	-8%	72	29	-41%	-60%	85	52	79%	-39%
Fifth Circuit	547	483	-12%	599	247	-49%	-59%	597	249	1%	-58%
Anne Arundel	375	327	-13%	372	150	-54%	-60%	423	147	-2%	-65%
Carroll	57	54	-5%	74	25	-54%	-66%	61	26	4%	-57%
Howard	115	102	-11%	153	72	-29%	-53%	113	76	6%	-33%
Sixth Circuit	581	387	-33%	618	115	-70%	-81%	562	183	59%	-67%
Frederick	93	80	-14%	77	52	-35%	-32%	109	26	-50%	-76%
Montgomery	488	307	-37%	541	63	-79%	-88%	453	157	149%	-65%
Seventh Circuit	899	668	-26%	855	442	-34%	-48%	892	325	-26%	-64%
Calvert	42	70	67%	59	24	-66%	-59%	43	14	-42%	-67%
Charles	111	91	-18%	101	60	-34%	-41%	103	52	-13%	-50%
Prince George's	706	471	-33%	645	332	-30%	-49%	702	244	-27%	-65%
St. Mary's	40	36	-10%	50	26	-28%	-48%	44	15	-42%	-66%
Eighth Circuit	1,120	800	-29%	908	716	-11%	-21%	893	743	4%	-17%
Baltimore City	1,120	800	-29%	908	716	-11%	-21%	893	743	4%	-17%
STATE TOTALS	4,196	3,323	-21%	4,041	2,419	-27%	-40%	4,095	2,153	-11%	-47%

Table 4: Circuit Court Civil-Family Original Case Filings – By County, March - May 2019 and 2020

Circuit Court Civil-Family Original Case Filings by County	March			April				May			
	2019	2020	Percent Change from Last Year: March 2019 & 2020	2019	2020	Percent Change from Previous Month: March & April 2020	Percent Change from Last Year: April 2019 & 2020	2019	2020	Percent Change from Previous Month: April & May 2020	Percent Change from Last Year: May 2019 & 2020
First Circuit	253	172	-32%	315	90	-48%	-71%	262	82	-9%	-69%
Dorchester	55	30	-45%	51	20	-33%	-61%	46	14	-30%	-70%
Somerset	41	22	-46%	45	14	-36%	-69%	24	25	79%	4%
Wicomico	117	86	-26%	162	31	-64%	-81%	104	31	0%	-70%
Worcester	40	34	-15%	57	25	-26%	-56%	88	12	-52%	-86%
Second Circuit	253	197	-22%	273	77	-61%	-72%	235	73	-5%	-69%
Caroline	30	33	10%	36	16	-52%	-56%	40	10	-38%	-75%
Cecil	121	103	-15%	131	40	-61%	-69%	113	40	0%	-65%
Kent	25	10	-60%	32	5	-50%	-84%	19	2	-60%	-89%
Queen Anne's	45	19	-58%	36	6	-68%	-83%	31	11	83%	-65%
Talbot	32	32	0%	38	10	-69%	-74%	32	10	0%	-69%
Third Circuit	867	536	-38%	971	253	-53%	-74%	877	289	14%	-67%
Baltimore	650	400	-38%	727	178	-56%	-76%	666	213	20%	-68%
Harford	217	136	-37%	244	75	-45%	-69%	211	76	1%	-64%
Fourth Circuit	324	189	-42%	318	64	-66%	-80%	321	86	34%	-73%
Allegany	76	68	-11%	109	25	-63%	-77%	78	38	52%	-51%
Garrett	32	18	-44%	22	5	-72%	-77%	31	4	-20%	-87%
Washington	216	103	-52%	187	34	-67%	-82%	212	44	29%	-79%
Fifth Circuit	823	530	-36%	756	302	-43%	-60%	775	318	5%	-59%
Anne Arundel	492	309	-37%	436	154	-50%	-65%	441	169	10%	-62%
Carroll	126	86	-32%	127	48	-44%	-62%	133	55	15%	-59%
Howard	205	135	-34%	193	100	-26%	-48%	201	94	-6%	-53%
Sixth Circuit	766	532	-31%	811	118	-78%	-85%	928	107	-9%	-88%
Frederick	196	135	-31%	181	92	-32%	-49%	220	79	-14%	-64%
Montgomery	570	397	-30%	630	26	-93%	-96%	708	28	8%	-96%
Seventh Circuit	1,265	772	-39%	1,292	255	-67%	-80%	1,264	311	22%	-75%
Calvert	75	60	-20%	63	33	-45%	-48%	72	45	36%	-38%
Charles	172	119	-31%	181	59	-50%	-67%	176	59	0%	-66%
Prince George's	917	531	-42%	938	141	-73%	-85%	918	168	19%	-82%
St. Mary's	101	62	-39%	110	22	-65%	-80%	98	39	77%	-60%
Eighth Circuit	508	275	-46%	465	136	-51%	-71%	507	78	-43%	-85%
Baltimore City	508	275	-46%	465	136	-51%	-71%	507	78	-43%	-85%
STATE TOTALS	5,059	3,203	-37%	5,201	1,295	-60%	-75%	5,169	1,344	4%	-74%

Table 5: Circuit Court Juvenile Original Case Filings – By County, March - May 2019 and 2020

Circuit Court Juvenile Original Case Filings by County	March			April				May			
	2019	2020	Percent Change from Last Year: March 2019 & 2020	2019	2020	Percent Change from Previous Month: March & April 2020	Percent Change from Last Year: April 2019 & 2020	2019	2020	Percent Change from Previous Month: April & May 2020	Percent Change from Last Year: May 2019 & 2020
First Circuit	55	74	35%	47	39	-47%	-17%	81	16	-59%	-80%
Dorchester	7	17	143%	18	7	-59%	-61%	24	5	-29%	-79%
Somerset	9	5	-44%	6	3	-40%	-50%	6	2	-33%	-67%
Wicomico	19	35	84%	17	21	-40%	24%	28	9	-57%	-68%
Worcester	20	17	-15%	6	8	-53%	33%	23	0	-100%	-100%
Second Circuit	37	42	14%	36	12	-71%	-67%	30	19	58%	-37%
Caroline	4	11	175%	5	1	-91%	-80%	6	6	500%	0%
Cecil	17	22	29%	23	8	-64%	-65%	13	6	-25%	-54%
Kent	3	0	-100%	0	0	-	-	3	0	-	-100%
Queen Anne's	8	3	-63%	2	3	0%	50%	3	1	-67%	-67%
Talbot	5	6	20%	6	0	-100%	-100%	5	6	-	20%
Third Circuit	171	181	6%	164	105	-42%	-36%	195	100	-5%	-49%
Baltimore	141	153	9%	126	85	-44%	-33%	167	85	0%	-49%
Harford	30	28	-7%	38	20	-29%	-47%	28	15	-25%	-46%
Fourth Circuit	57	36	-37%	85	18	-50%	-79%	39	14	-22%	-64%
Allegany	9	15	67%	31	7	-53%	-77%	11	10	43%	-9%
Garrett	4	6	50%	11	6	0%	-45%	6	2	-67%	-67%
Washington	44	15	-66%	43	5	-67%	-88%	22	2	-60%	-91%
Fifth Circuit	91	115	26%	116	36	-69%	-69%	117	42	17%	-64%
Anne Arundel	62	60	-3%	80	17	-72%	-79%	83	28	65%	-66%
Carroll	8	11	38%	12	6	-45%	-50%	17	1	-83%	-94%
Howard	21	44	110%	24	13	-70%	-46%	17	13	0%	-24%
Sixth Circuit	106	80	-25%	121	37	-54%	-69%	118	37	0%	-69%
Frederick	35	21	-40%	29	12	-43%	-59%	26	3	-75%	-88%
Montgomery	71	59	-17%	92	25	-58%	-73%	92	34	36%	-63%
Seventh Circuit	113	83	-27%	86	40	-52%	-53%	105	94	135%	-10%
Calvert	13	12	-8%	7	1	-92%	-86%	9	0	-100%	-100%
Charles	20	11	-45%	15	2	-82%	-87%	20	0	-100%	-100%
Prince George's	67	56	-16%	57	33	-41%	-42%	66	83	152%	26%
St. Mary's	13	4	-69%	7	4	0%	-43%	10	11	175%	10%
Eighth Circuit	141	120	-15%	169	94	-22%	-44%	167	66	-30%	-60%
Baltimore City	141	120	-15%	169	94	-22%	-44%	167	66	-30%	-60%
STATE TOTALS	771	731	-5%	824	381	-48%	-54%	852	388	2%	-54%

Table 6: Circuit Court Criminal Original Case Filings – By County, March - May 2019 and 2020

Circuit Court Criminal Original Case Filings by County	March			April				May			
	2019	2020	Percent Change from Last Year: March 2019 & 2020	2019	2020	Percent Change from Previous Month: March & April 2020	Percent Change from Last Year: April 2019 & 2020	2019	2020	Percent Change from Previous Month: April & May 2020	Percent Change from Last Year: May 2019 & 2020
First Circuit	183	97	-47%	143	24	-75%	-83%	128	11	-54%	-91%
Dorchester	50	17	-66%	26	2	-88%	-92%	17	0	-100%	-100%
Somerset	27	19	-30%	19	0	-100%	-100%	36	2	-	-94%
Wicomico	78	37	-53%	72	15	-59%	-79%	56	7	-53%	-88%
Worcester	28	24	-14%	26	7	-71%	-73%	19	2	-71%	-89%
Second Circuit	311	136	-56%	311	32	-76%	-90%	284	39	22%	-86%
Caroline	26	16	-38%	42	2	-88%	-95%	29	0	-100%	-100%
Cecil	169	60	-64%	179	3	-95%	-98%	153	30	900%	-80%
Kent	22	6	-73%	9	2	-67%	-78%	24	1	-50%	-96%
Queen Anne's	69	30	-57%	65	11	-63%	-83%	51	7	-36%	-86%
Talbot	25	24	-4%	16	14	-42%	-13%	27	1	-93%	-96%
Third Circuit	549	335	-39%	713	34	-90%	-95%	555	31	-9%	-94%
Baltimore	435	276	-37%	562	28	-90%	-95%	467	15	-46%	-97%
Harford	114	59	-48%	151	6	-90%	-96%	88	16	167%	-82%
Fourth Circuit	185	174	-6%	202	23	-87%	-89%	185	14	-39%	-92%
Allegany	100	64	-36%	109	3	-95%	-97%	76	4	33%	-95%
Garrett	12	33	175%	11	0	-100%	-100%	12	0	-	-100%
Washington	73	77	5%	82	20	-74%	-76%	97	10	-50%	-90%
Fifth Circuit	497	190	-62%	460	37	-81%	-92%	419	53	43%	-87%
Anne Arundel	306	111	-64%	306	28	-75%	-91%	259	38	36%	-85%
Carroll	107	43	-60%	80	2	-95%	-98%	77	3	50%	-96%
Howard	84	36	-57%	74	7	-81%	-91%	83	12	71%	-86%
Sixth Circuit	288	167	-42%	310	14	-92%	-95%	276	19	36%	-93%
Frederick	98	76	-22%	144	13	-83%	-91%	113	15	15%	-87%
Montgomery	190	91	-52%	166	1	-99%	-99%	163	4	300%	-98%
Seventh Circuit	563	267	-53%	466	20	-93%	-96%	495	23	15%	-95%
Calvert	36	17	-53%	31	2	-88%	-94%	31	4	100%	-87%
Charles	97	55	-43%	91	5	-91%	-95%	115	3	-40%	-97%
Prince George's	386	165	-57%	314	6	-96%	-98%	312	10	67%	-97%
St. Mary's	44	30	-32%	30	7	-77%	-77%	37	6	-14%	-84%
Eighth Circuit	750	346	-54%	722	15	-96%	-98%	743	6	-60%	-99%
Baltimore City	750	346	-54%	722	15	-96%	-98%	743	6	-60%	-99%
STATE TOTALS	3,326	1,712	-49%	3,327	199	-88%	-94%	3,085	196	-2%	-94%

Circuit Court Domestic Violence Case Activity

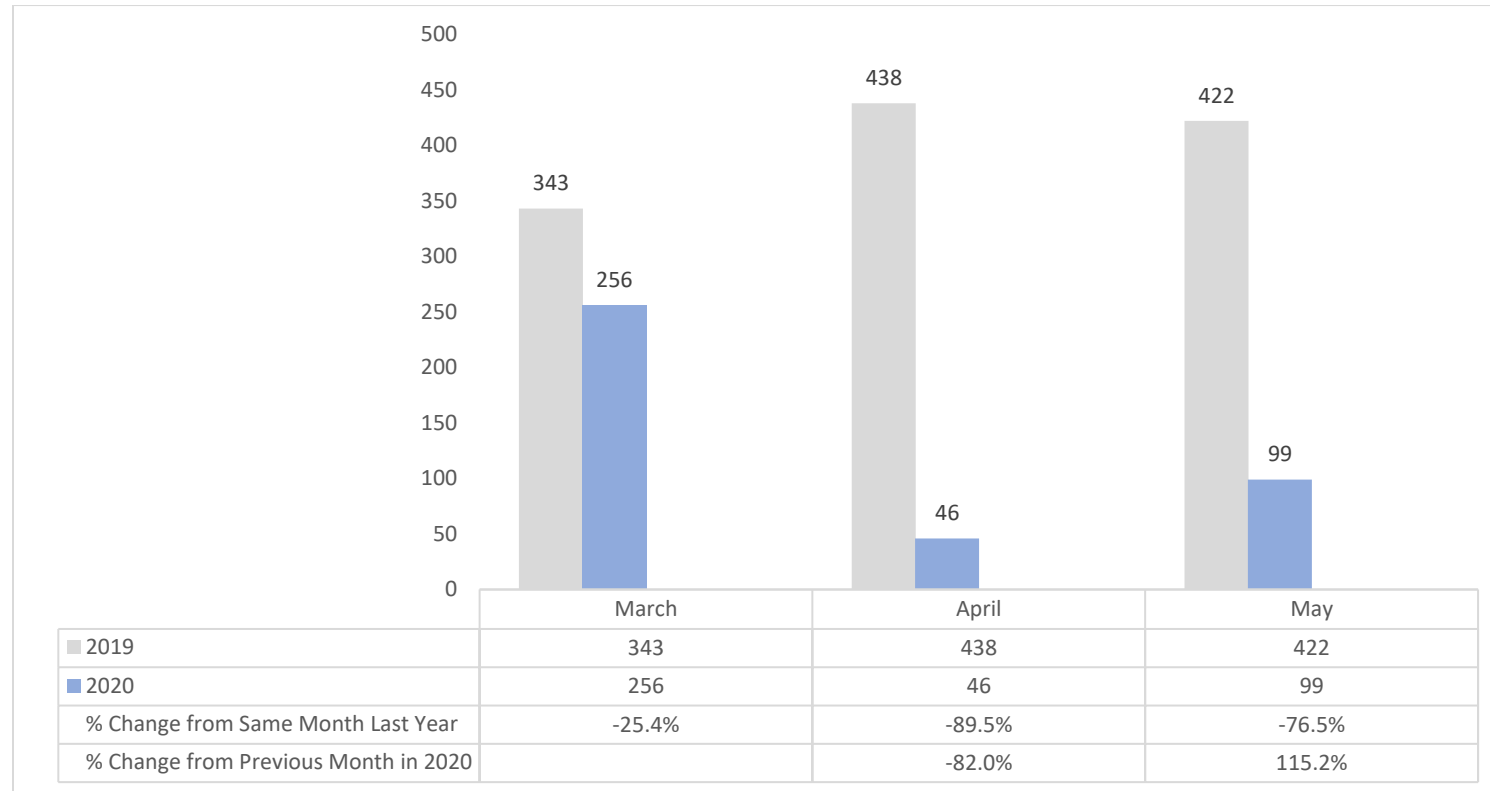
Table 7: Circuit Court Domestic Violence Original Case Filings, Protective Orders by Type, and Hearings Held/Concluded March - May 2019 and 2020*

Circuit Court Protective Orders and Cases Filed by Month and Year	March			April				May			
	2019	2020	Percent Change from Last Year: March 2019 & 2020	2019	2020	Percent Change from Previous Month: March & April 2020	Percent Change from Last Year: April 2019 & 2020	2019	2020	Percent Change from Previous Month: April & May 2020	Percent Change from Last Year: May 2019 & 2020
Domestic Violence Cases Filed	343	256	-25.4%	438	46	-82.0%	-89.5%	422	99	115.2%	-76.5%
Domestic Violence Protective Orders	842	574	-31.8%	956	100	-82.6%	-89.5%	941	165	65.0%	-82.5%
Final	388	251	-35.3%	408	43	-82.9%	-89.5%	430	67	55.8%	-84.4%
Temporary	454	323	-28.9%	548	57	-82.4%	-89.6%	511	98	71.9%	-80.8%
Domestic Violence Hearings	1026	478	-53.4%	1149	86	-82.0%	-92.5%	975	91	5.8%	-90.7%

Source: MDEC County Circuit Courts, Montgomery County Circuit Court, Prince George's Circuit Court; and Baltimore City Civil Source Systems.

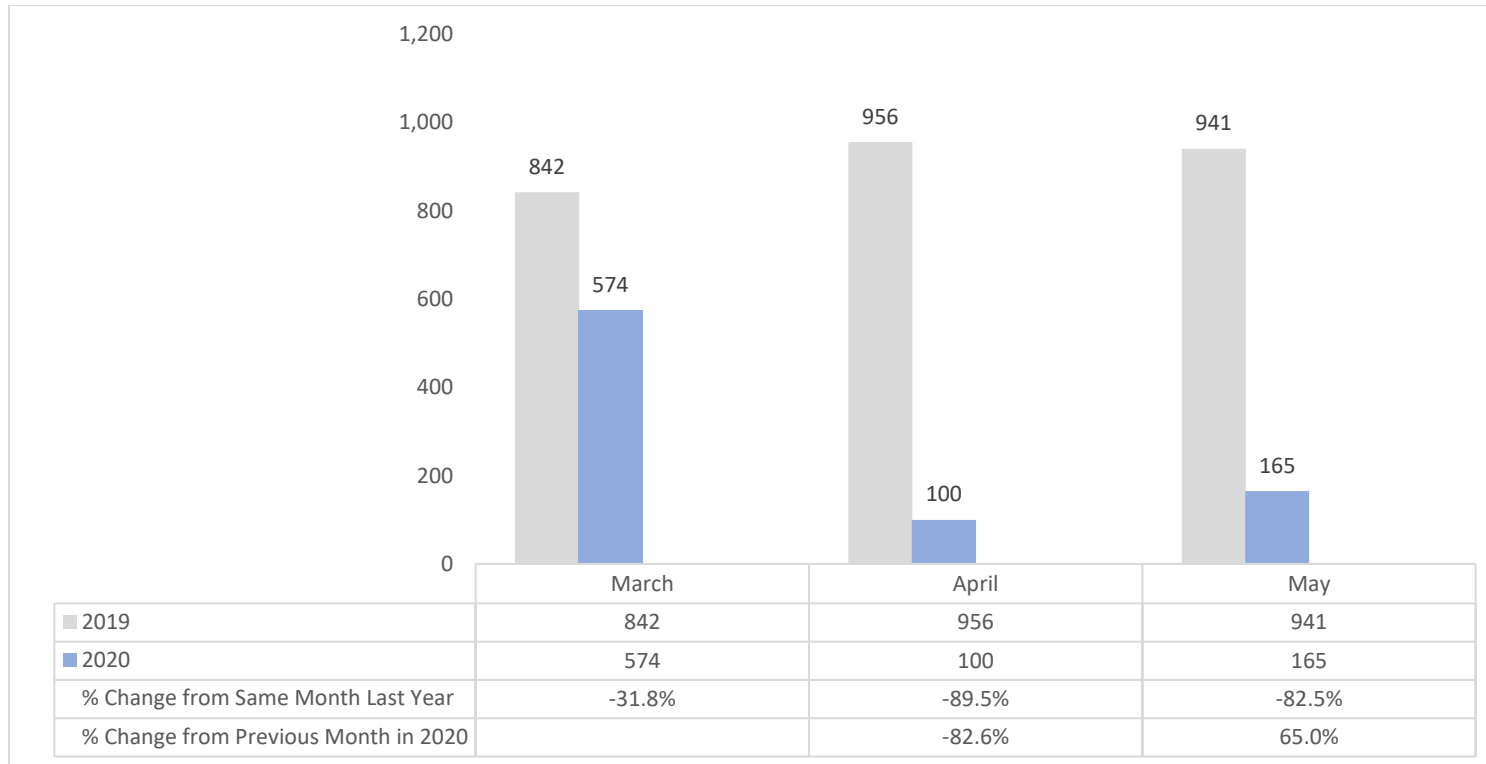
*Data reflects temporary and final domestic violence protective orders denied, dismissed, granted, and rescinded.

Figure 1: Monthly Total Circuit Court Domestic Violence Original Case Filings, 2019 and 2020



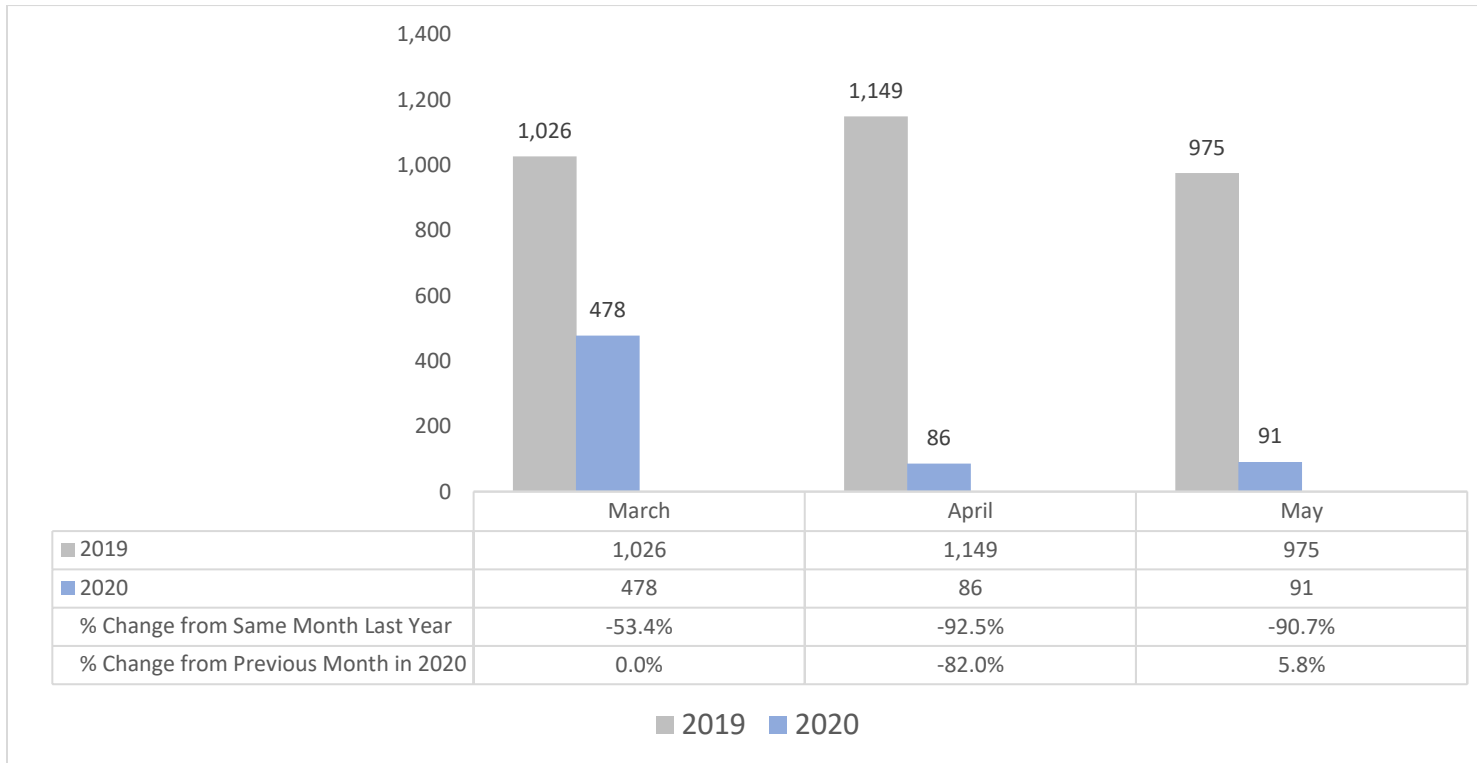
There were 401 circuit court domestic violence cases filed from March 2020 to May 2020. Domestic violence cases filed declined 25.4% in March 2020 (256 domestic violence cases filed) compared to March 2019 (343 domestic violence cases filed). In April 2020, there were 46 domestic violence cases filed, a decrease of 89.5% from April 2019 and a decrease of 82% from March 2020. In May 2020, there were 99 domestic violence cases filed, a decrease of 76.5% from May 2019 and an increase of 115.2% from April 2020.

Figure 2: Monthly Total Circuit Court Protective Orders, 2019 and 2020



There were 839 total circuit court protective orders from March 2020 to May 2020. Total circuit court protective orders declined 31.8% in March 2020 (574 total circuit court protective orders) compared to March 2019 (842 total circuit court protective orders). In April 2020, there were 100 total circuit court protective orders, a decrease of 89.5% from April 2019 and a decrease of 82.6% from March 2020. In May 2020, there were 165 total circuit court protective orders, a decrease of 82.5% from May 2019 and an increase of 65.0% from April 2020.

Figure 3: Circuit Court Domestic Violence Hearings Held/Concluded, 2019 and 2020



Circuit Court - domestic violence hearings held declined 53.4% in March 2020 (478 domestic violence hearings held) compared to March 2019 (1,026 domestic violence hearings held). In April 2020, there were 86 domestic violence hearings held, a decrease of 93% from April 2019 and a decrease of 82% from March 2020. In May 2020, there were 91 domestic violence hearings held, a decrease of 91% from May 2019 and an increase of 6% from April 2020.

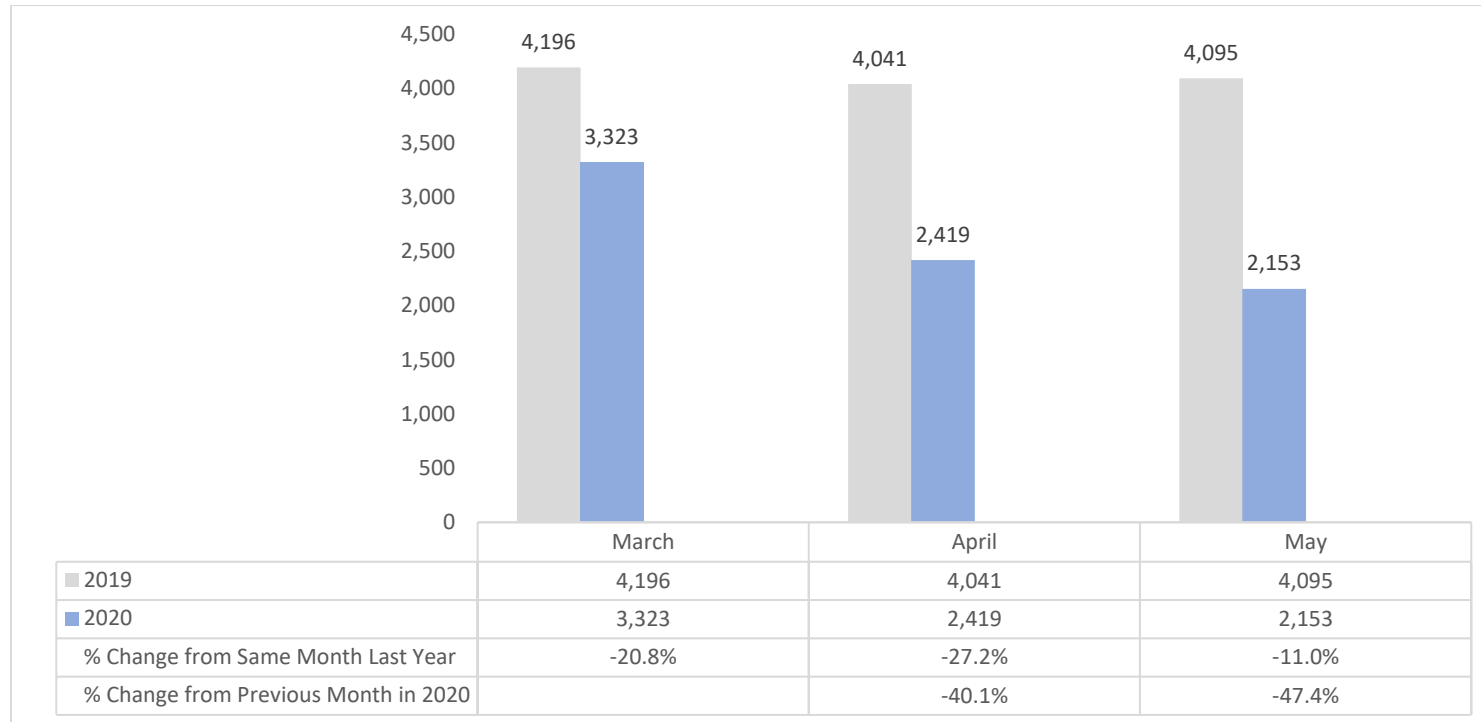
Circuit Court Civil Case Activity

Table 8: Circuit Court Original Civil Case Filings and Hearings Held/Concluded March - May 2019 and 2020

Circuit Court Civil Case Activity	March			April				May			
	2019	2020	Percent Change from Last Year: March 2019 & March 2020	2019	2020	Percent Change from Last Month: March 2020 – April 2020	Percent Change from Last Year: April 2019 & April 2020	2019	2020	Percent Change from Last Month: April 2020 – May 2020	Percent Change from Last Year: May 2019 & May 2020
Total Civil Original Filings	4,196	3,323	-20.8%	4,041	2,419	-27.2%	-40.1%	4,095	2,153	-11.0%	-47.4%
Highlight Case Type: Foreclosures (Residential)	1,421	924	-35.0%	1,233	369	-60.1%	-70.1%	1,295	288	-22.0%	-77.8%
All Other Civil Case Filings	2,775	2,399	-56.6%	2,808	2,050	-14.5%	-14.5%	2,800	1,865	-9.0%	-33.4%
All Civil Hearings	2,310	1,003	-56.6%	2,114	486	-51.5%	-77.0%	1,976	547	12.6%	-72.3%

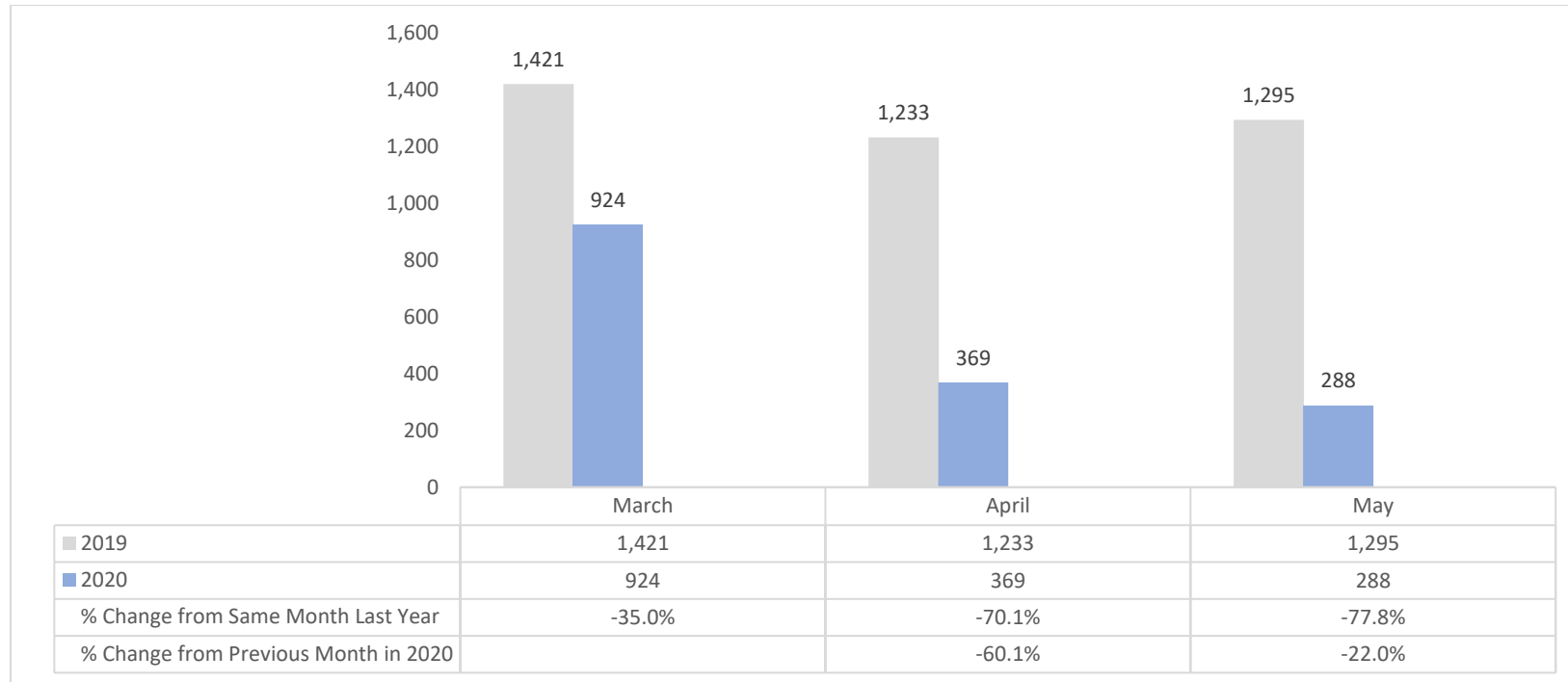
Source: MDEC County Circuit Courts, Montgomery County Circuit Court, Prince George's Circuit Court; and Baltimore City Civil Source Systems.

Figure 4: Monthly Circuit Court – Original Case Filings – Case Category: Civil, 2019 and 2020



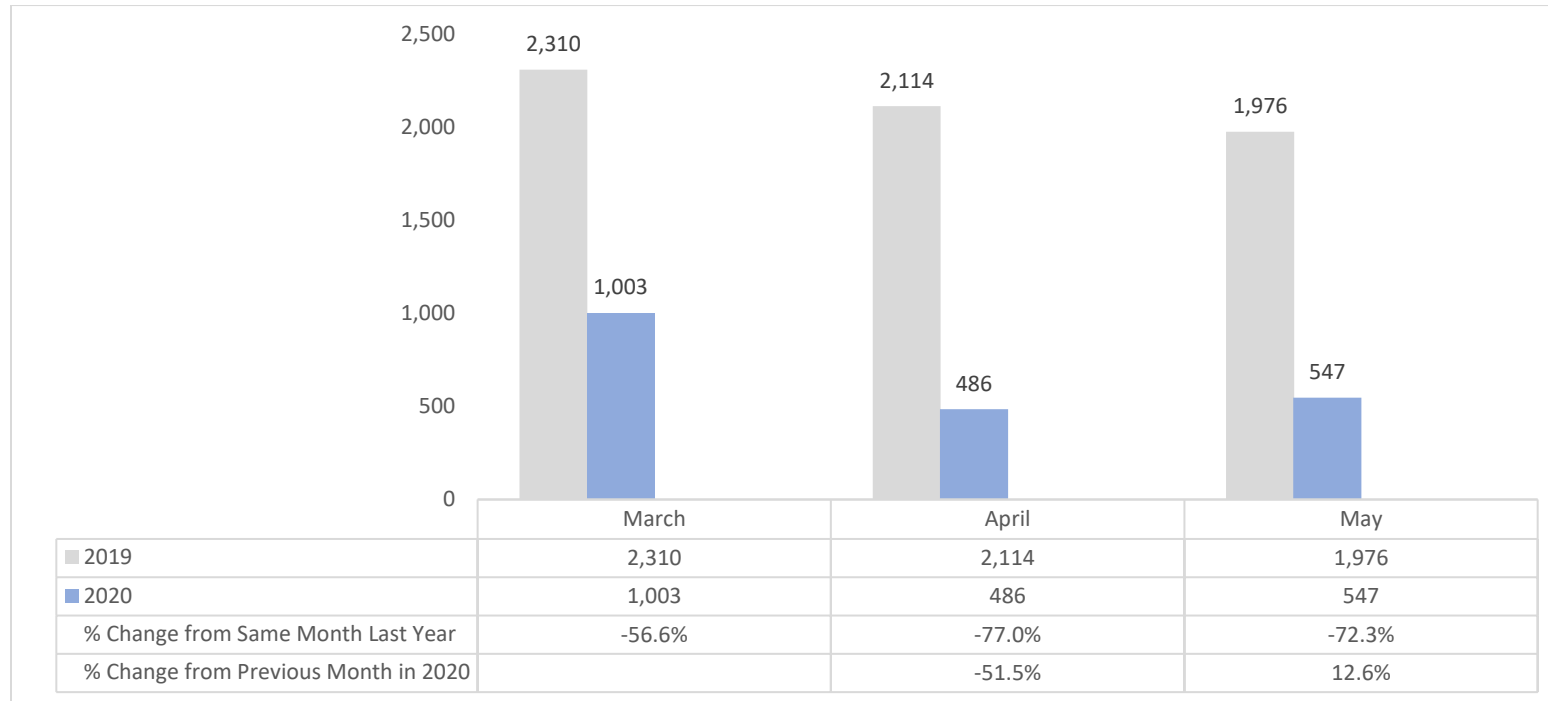
There were 7,895 circuit court - original civil case filings from March 2020 to May 2020. Civil case filings declined 20.8% in March 2020 (3,323 civil case filings) compared to March 2019 (4,196 civil case filings). In April 2020, there were 2,419 civil case filings, a decrease of 40% from April 2019 and a decrease of 27% from March 2020. In May 2020, there were 2,153 civil case filings, a decrease of 47% from May 2019 and a decrease of 11% from April 2020.

Figure 5: Monthly Circuit Court – Original Case Filings – Case Type: Foreclosure (Residential), 2019 and 2020



There were 1,581 circuit court foreclosure (residential) original case filings from March 2020 to May 2020. Foreclosure (residential) original case filings declined 35% in March 2020 (924 foreclosure (residential) original case filings) compared to March 2019 (1,421 foreclosure (residential) original case filings). In April 2020, there were 369 foreclosure (residential) original case filings, a decrease of 70% from April 2019 and a decrease of 60% from March 2020. In May 2020, there were 288 foreclosure (residential) original case filings, a decrease of 78% from May 2019 and a decrease of 22% from April 2020.

Figure 6: Monthly Circuit Court Civil Hearings Held/Concluded, 2019 and 2020



There were 2,036 circuit court civil hearings held/concluded from March 2020 to May 2020. Civil hearings held/concluded declined 56.6% in March 2020 (1,003 civil hearings held/concluded) compared to March 2019 (2,310 civil hearings held/concluded). In April 2020, there were 486 civil hearings held/concluded, a decrease of 77% from April 2019 and a decrease of 52% from March 2020. In May 2020, there were 547 civil hearings held/concluded, a decrease of 72% from May 2019 and an increase of 13% from April 2020.

Circuit Court Civil-Family Case Activity

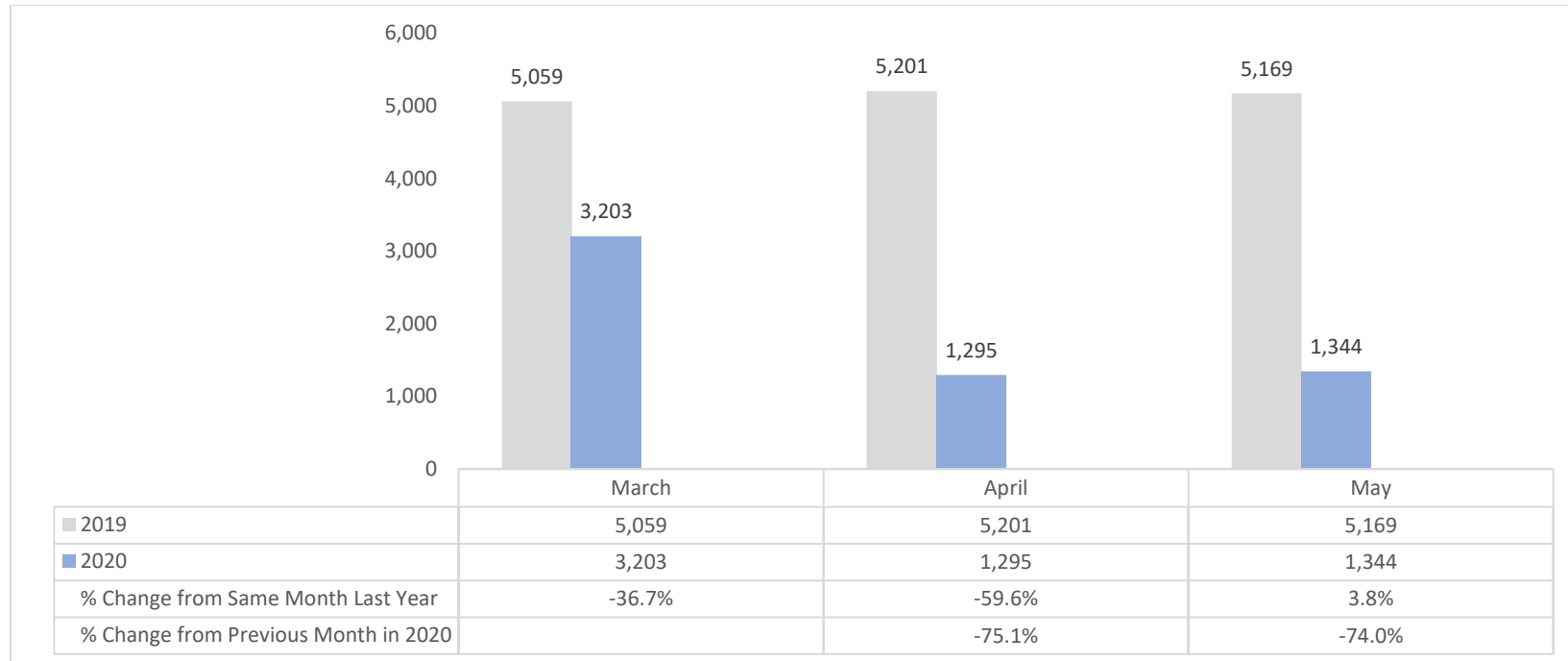
Table 9: All Circuit Court Civil-Family Original Case Filings, Hearings Held/Concluded, March - May 2019 and 2020

	March			April				May			
	2019	2020	Percent Change from Last Year: March 2019 & 2020	2019	2020	Percent Change from Previous Month: March & April 2020	Percent Change from Last Year: April 2019 & 2020	2019	2020	Percent Change from Previous Month: April & May 2020	Percent Change from Last Year: May 2019 & 2020
Circuit Court Civil-Family Case Activity	2019	2020		2019	2020			2019	2020		
Total Civil-Family Original Filings*	5,059	3,203	-36.7%	5,201	1,295	-60%	-75%	5,169	1,344	3.8%	-74.0%
Highlight Case Type- Child Custody (Versus) Filings	1,102	714	-35.2%	1,111	270	-62.2%	-75.7%	1,088	278	3.0%	-74.4%
Highlight Case Type - Child Support (Agency) Filings	466	318	-31.8%	601	100	-69%	-83%	584	75	-25.0%	-87.2%
Highlight Case Type: Divorce - Absolute Filings	1,914	1,230	-35.7%	1,840	551	-55.2%	-70.1%	1,818	560	1.6%	-69.2%
Highlight Case Type: Divorce - Limited Filings	173	110	-36.4%	154	86	-21.8%	-44.2%	149	72	-16.3%	-51.7%
All Other Civil-Family Filings	1,404	831	-40.8%	1,495	288	-65.3%	-80.7%	1,530	359	24.7%	-76.5%
Total Civil-Family Hearings*	11,945	6,018	-49.6%	12,077	1,263	-79.0%	-89.5%	11,749	1,764	39.7%	-85.0%
Highlight Hearing: Contested Divorce	176	111	-36.9%	210	86	-22.5%	-59.0%	168	83	-3.5%	-50.6%
Highlight Hearing: Uncontested Divorce	892	524	-41.3%	919	99	-81.1%	-89.2%	953	487	391.9%	-48.9%
All Other Civil Family Hearings	10,877	5,383	-50.5%	10,948	1,078	-8.1%	-90.2%	10,628	1,194	-168.4%	-88.8%

Source: MDEC County Circuit Courts, Montgomery County Circuit Court, Prince George's Circuit Court; and Baltimore City Criminal Source Systems.

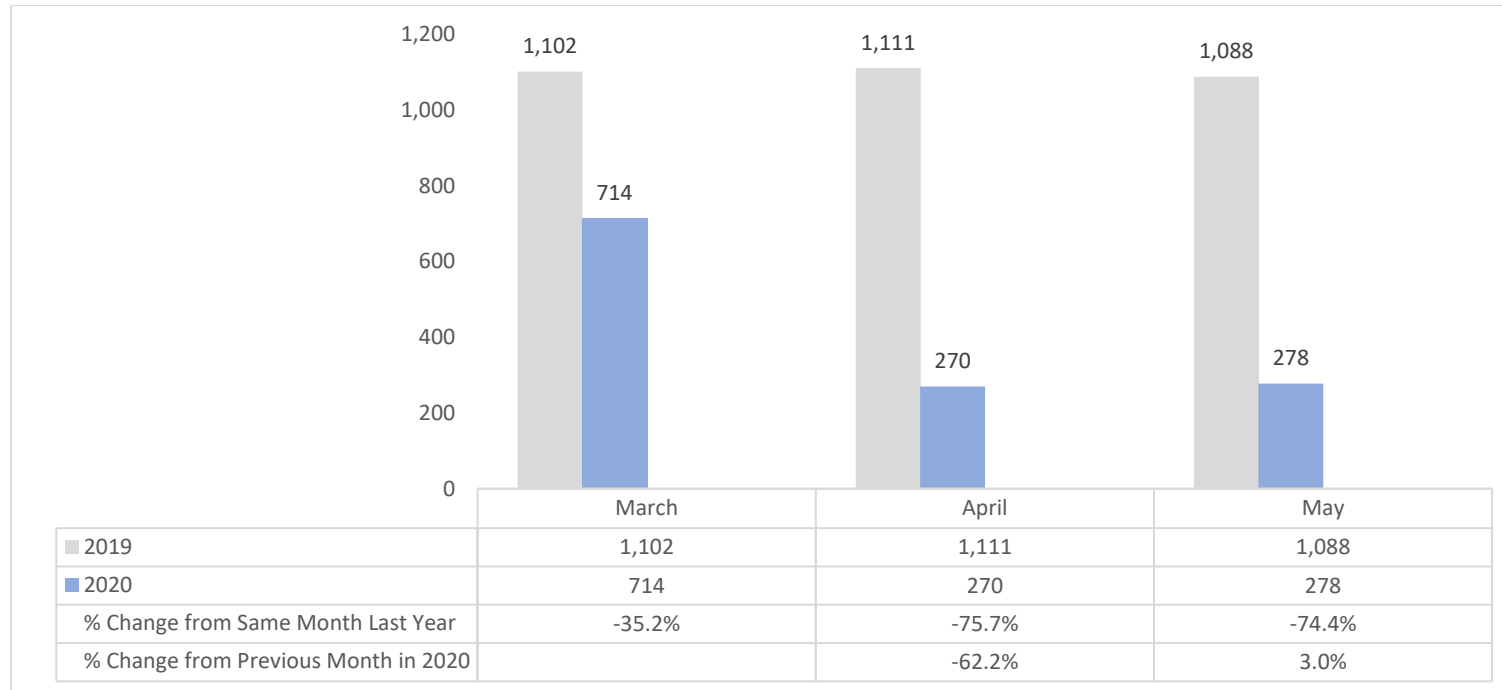
*Includes domestic violence case types and hearings

Figure 7: Monthly Circuit Court – Original Case Filings – Case Category: Civil- Family, 2019 and 2020



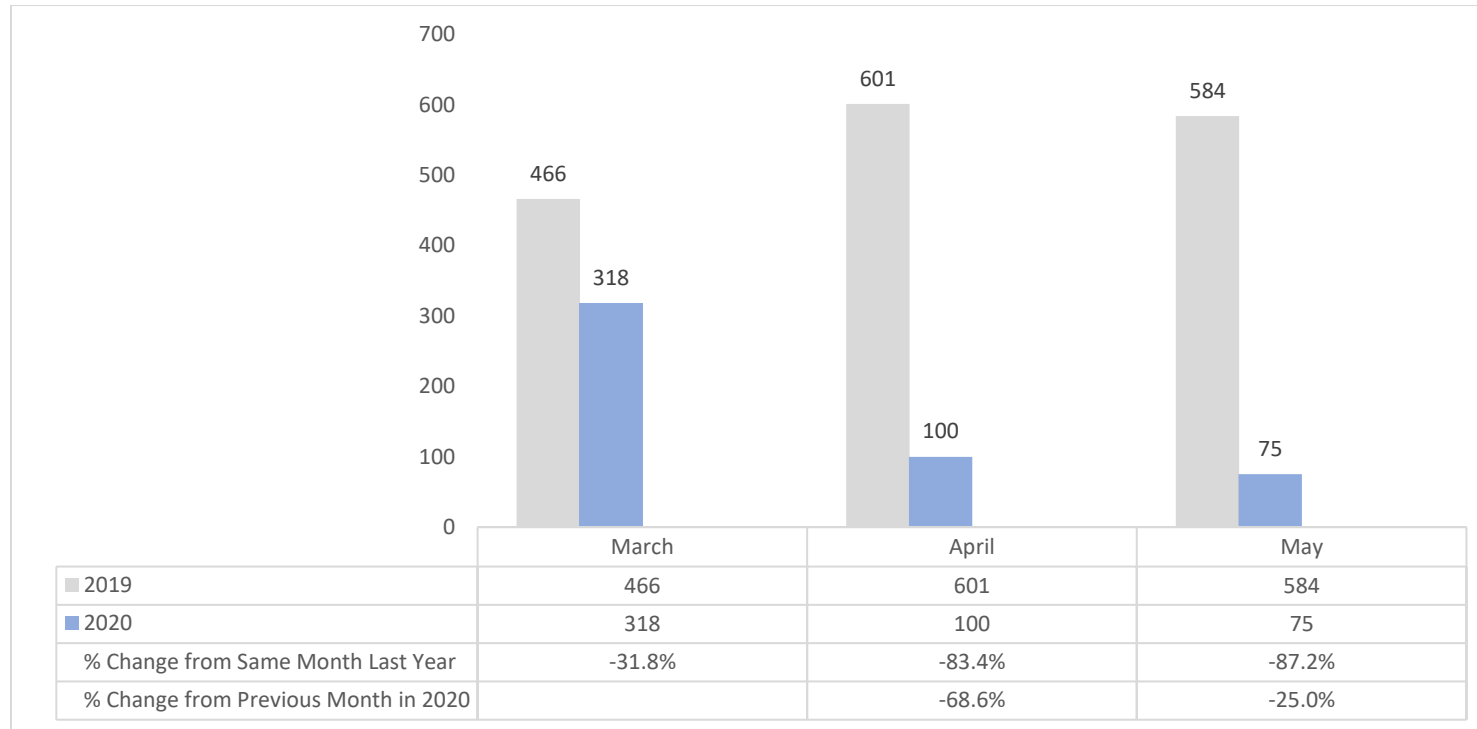
There were 5,842 Circuit Court - Family Original Case Filings from March 2020 to May 2020. Family original case filings declined 36.7% in March 2020 (3,203 family original case filings) compared to March 2019 (5,059 family original case filings). In April 2020, there were 1,295 family original case filings, a decrease of 75.1% from April 2019 and a decrease of 59.6% from March 2020. In May 2020, there were 1,344 family original case filings, a decrease of 74% from May 2019 and an increase of 4% from April 2020.

Figure 8: Monthly Circuit Court – Original Case Filings – Case Type: Child Custody (Versus), 2019 and 2020



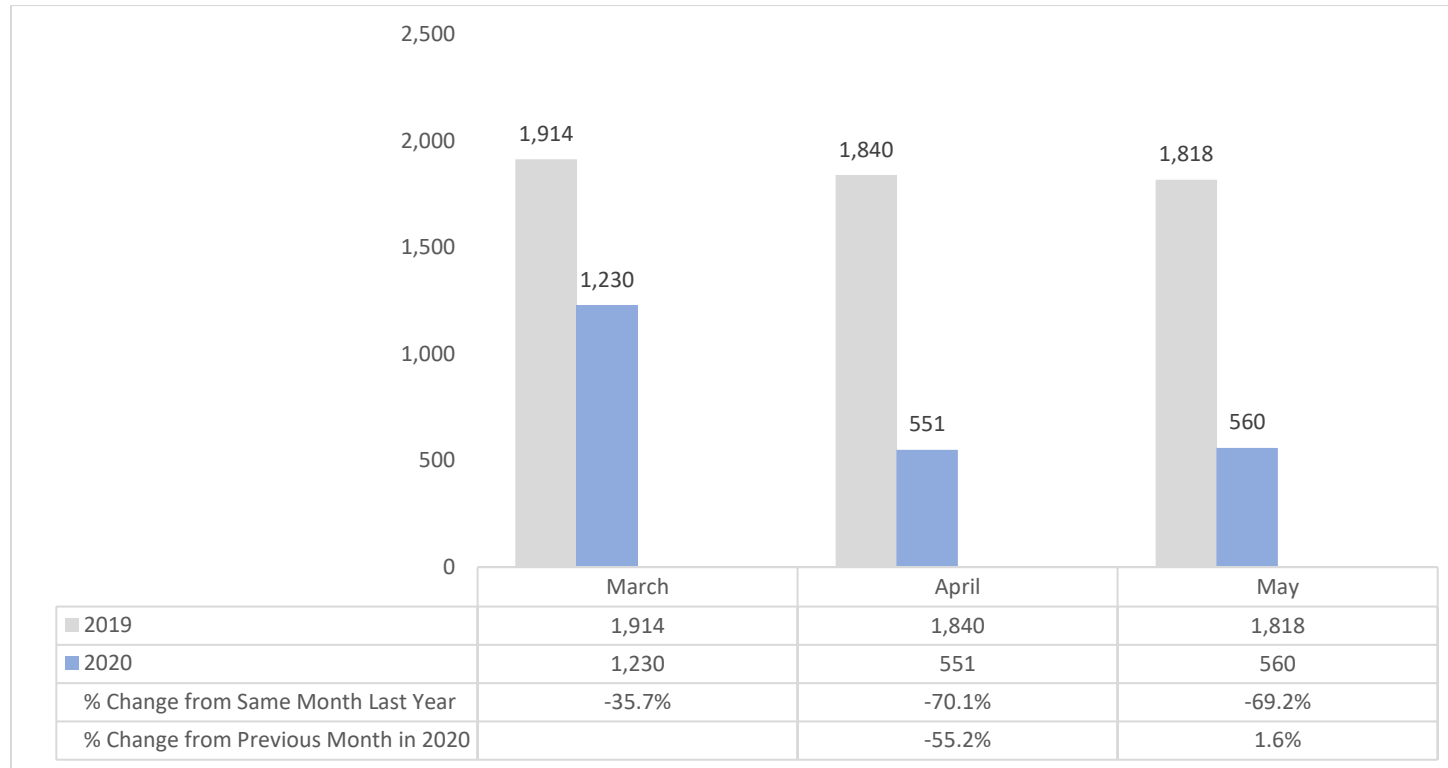
There were 1,262 circuit court child custody (versus) original case filings from March 2020 to May 2020. Child custody (versus) original case filings declined 35.2% in March 2020 (714 child custody (versus) original case filings) compared to March 2019 (1,102 child custody (versus) original case filings). In April 2020, there were 270 child custody (versus) original case filings, a decrease of 76% from April 2019 and a decrease of 62% from March 2020. In May 2020, there were 278 child custody (versus) original case filings, a decrease of 74% from May 2019 and an increase of 3% from April 2020.

Figure 9: Monthly Circuit Court – Original Case Filings – Case Type: Child Support (Agency), 2019 and 2020



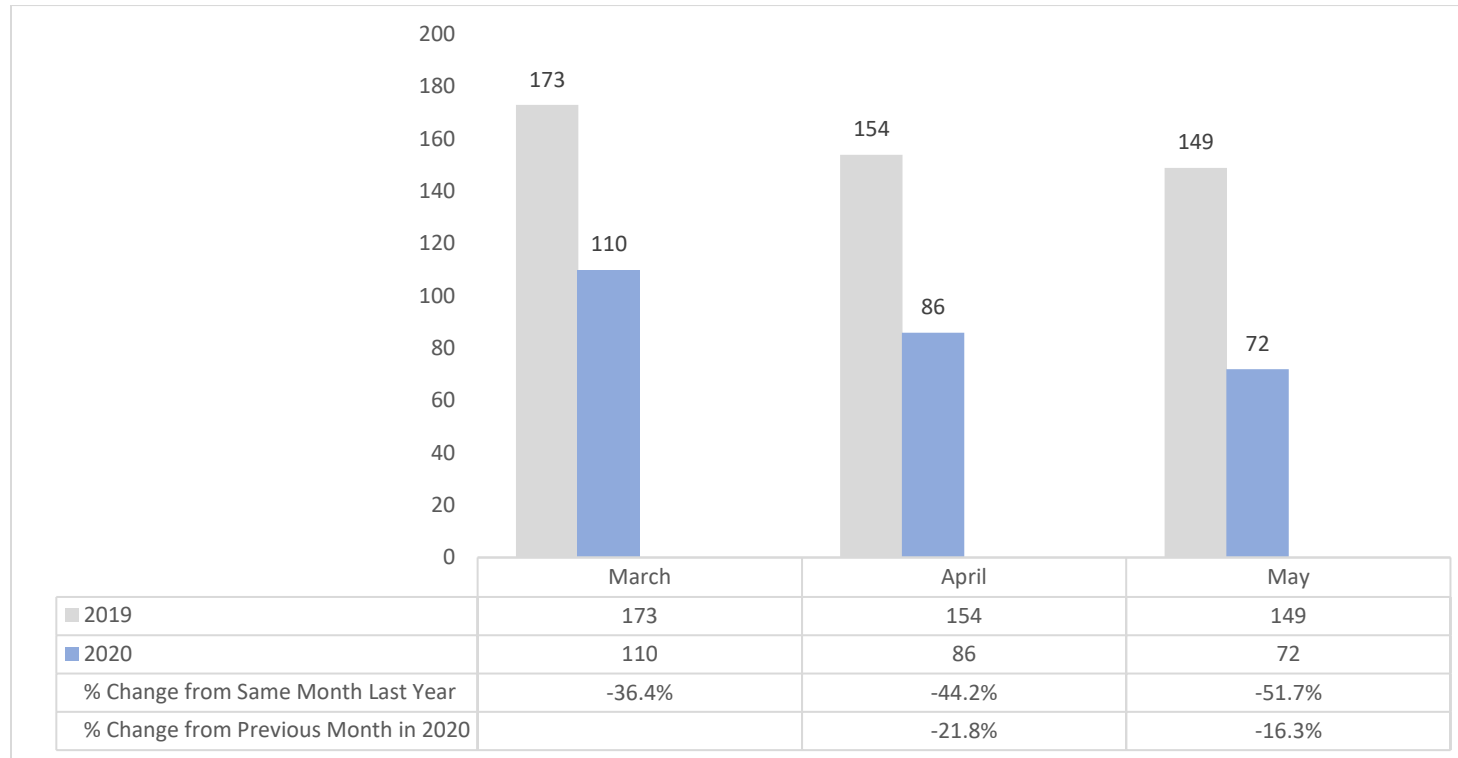
There were 493 circuit court child support (agency) original case filings from March 2020 to May 2020. Child support (agency) original case filings declined 31.8% in March 2020 (318 child support (agency) original case filings) compared to March 2019 (466 child support (agency) original case filings). In April 2020, there were 100 child support (agency) original case filings, a decrease of 83% from April 2019 and a decrease of 69% from March 2020. In May 2020, there were 75 child support (agency) original case filings, a decrease of 87% from May 2019 and a decrease of 25% from April 2020.

Figure 10: Monthly Circuit Court – Original Case Filings – Case Type: Divorce (Absolute), 2019 and 2020



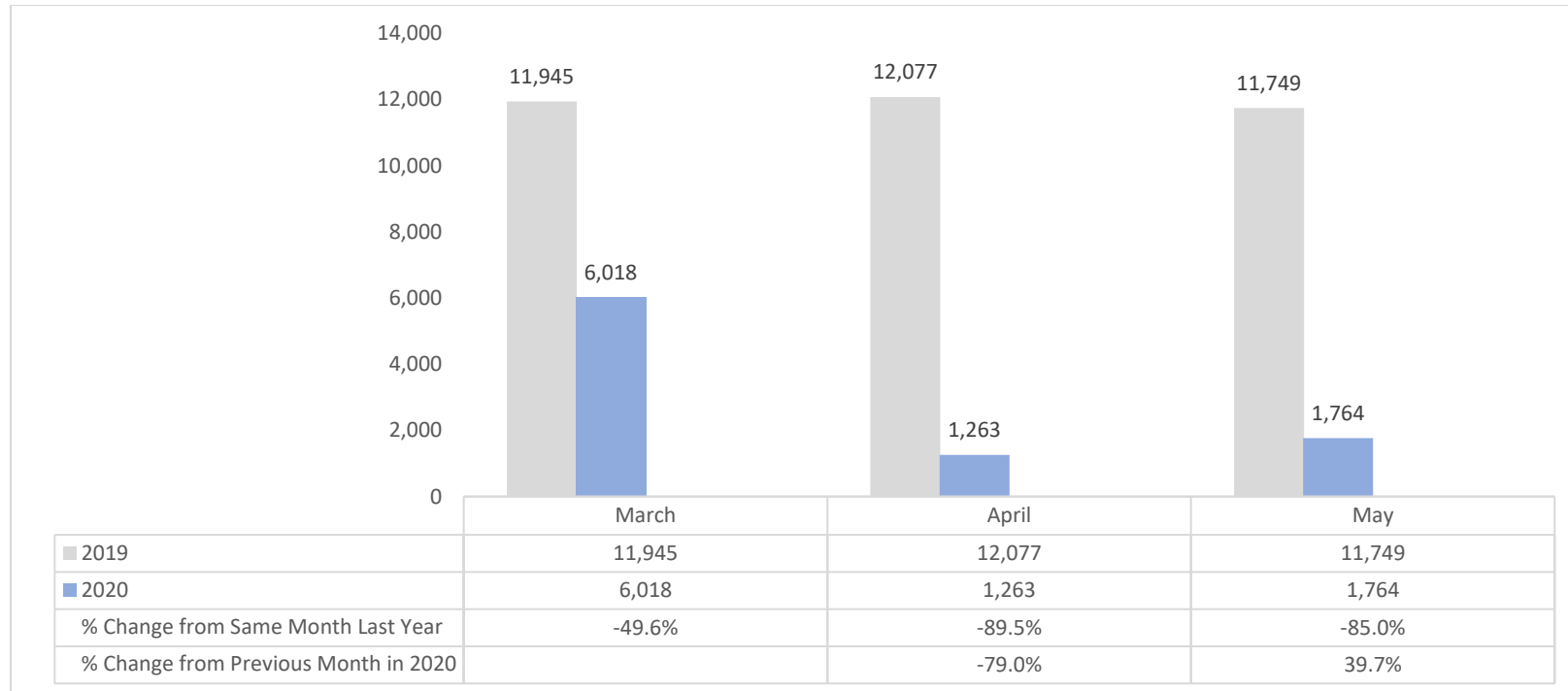
There were 2,341 circuit court divorce absolute original case filings from March 2020 to May 2020. Divorce absolute original case filings declined 35.7% in March 2020 (1,230 divorce absolute original case filings) compared to March 2019 (1,914 divorce absolute original case filings). In April 2020, there were 551 divorce absolute original case filings, a decrease of 70% from April 2019 and a decrease of 55% from March 2020. In May 2020, there were 560 divorce absolute original case filings, a decrease of 69% from May 2019 and an increase of 2% from April 2020.

Figure 11: Monthly Circuit Court – Original Case Filings – Case Type: Divorce (Limited), 2019 and 2020



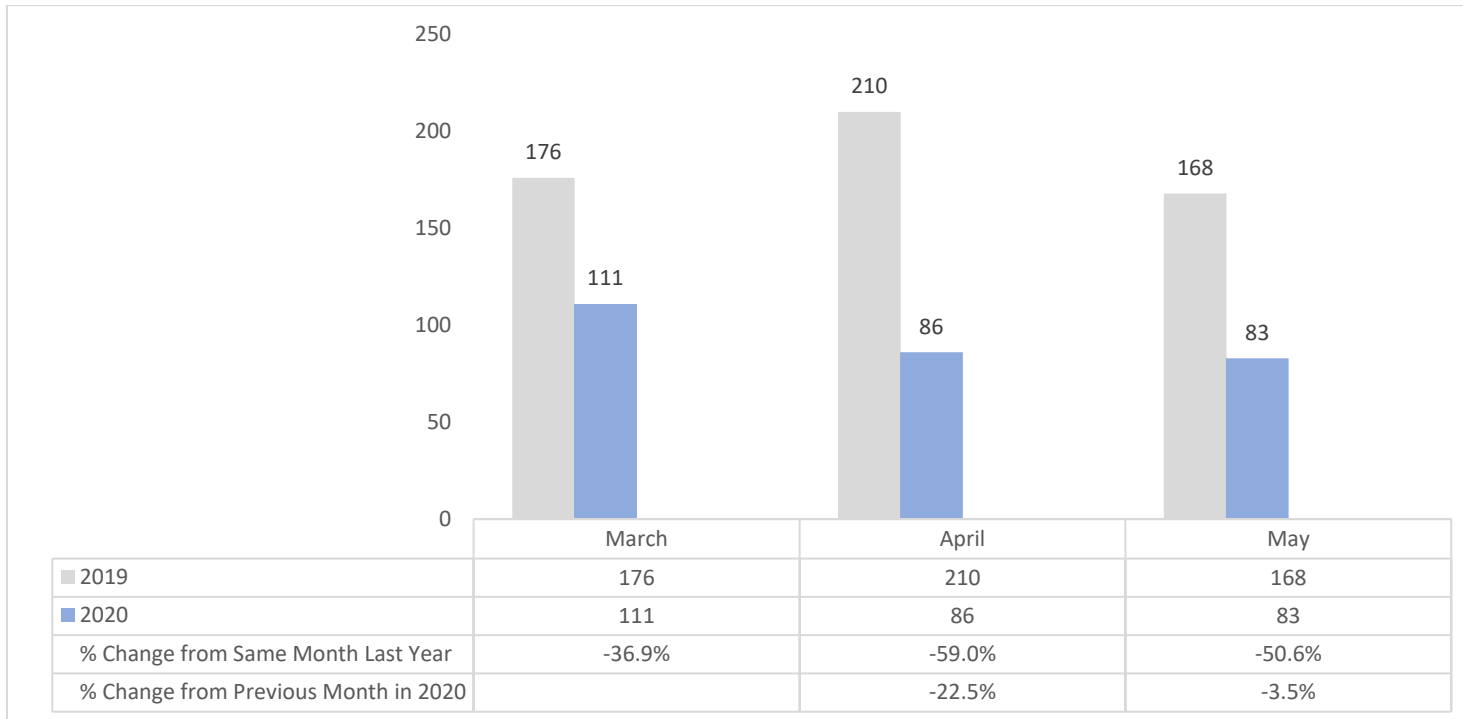
There were 268 circuit court divorce limited original case filings from March 2020 to May 2020. Divorce limited original case filings declined 36.4% in March 2020 (110 divorce limited original case filings) compared to March 2019 (173 divorce limited original case filings). In April 2020, there were 86 divorce limited original case filings, a decrease of 44% from April 2019 and a decrease of 22% from March 2020. In May 2020, there were 72 divorce limited original case filings, a decrease of 52% from May 2019 and a decrease of 16% from April 2020.

Figure 12: Monthly Circuit Court Civil Family Hearings Held/Concluded, 2019 and 2020



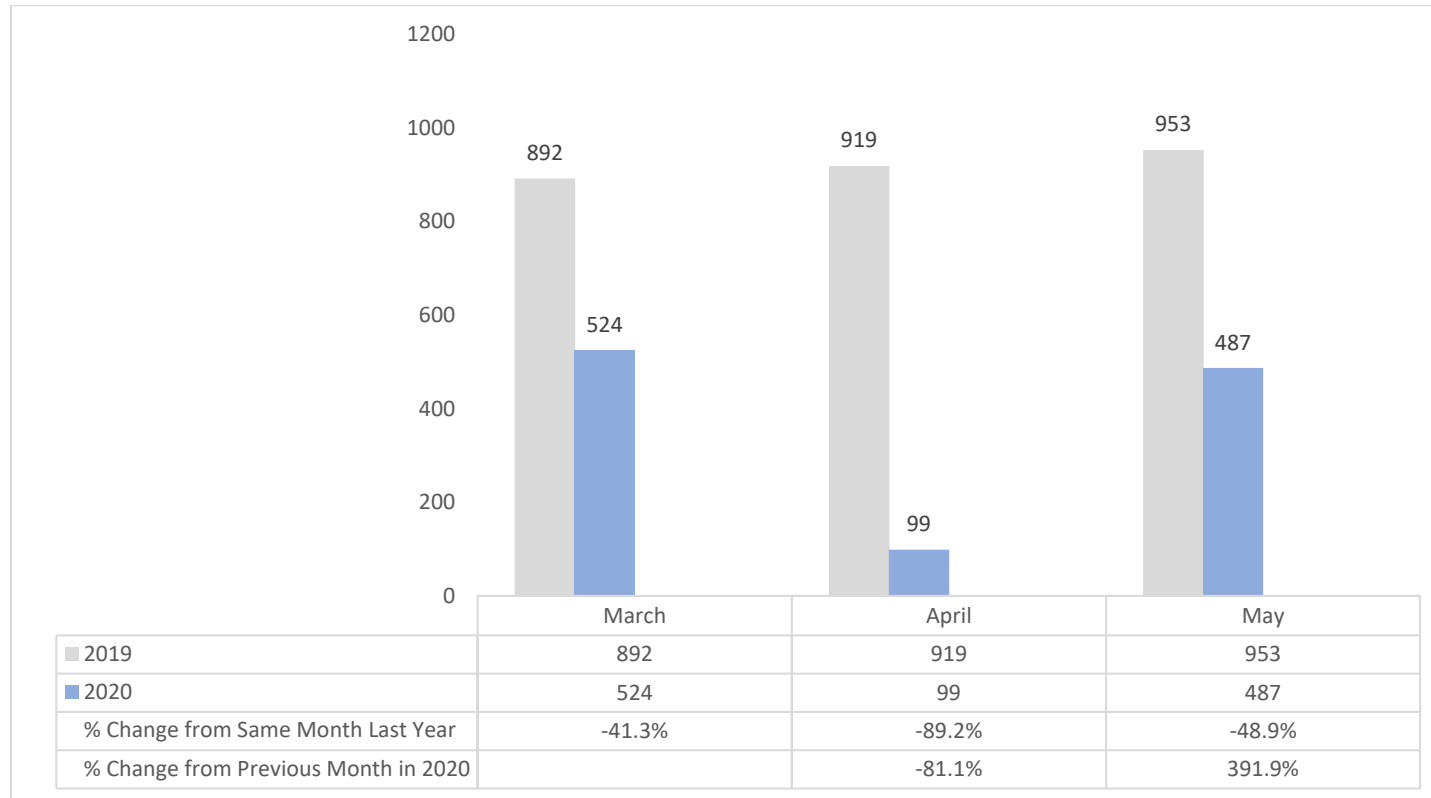
There were 9,045 circuit court civil-family hearings held/concluded from March 2020 to May 2020. Family hearings held/concluded declined 49.6% in March 2020 (6,018 family hearings held/concluded) compared to March 2019 (11,945 family hearings held/concluded). In April 2020, there were 1,263 family hearings held/concluded, a decrease of 90% from April 2019 and a decrease of 79% from March 2020. In May 2020, there were 1,764 family hearings held/concluded, a decrease of 85% from May 2019 and an increase of 40% from April 2020.

Figure 13: Monthly Circuit Court Divorce Hearings Held/Concluded – Contested, 2019 and 2020



There were 280 circuit court contested divorce hearings held/concluded from March 2020 to May 2020. Contested divorce hearings declined 36.9% in March 2020 (111 contested divorce hearings) compared to March 2019 (176 contested divorce hearings). In April 2020, there were 86 contested divorce hearings, a decrease of 59% from April 2019 and a decrease of 23% from March 2020. In May 2020, there were 83 contested divorce hearings, a decrease of 51% from May 2019 and a decrease of 3% from April 2020.

Figure 14: Monthly Circuit Court Divorce Hearings Held/Concluded – Uncontested, 2019 and 2020



There were 1,110 circuit court uncontested divorce hearings held/concluded from March 2020 to May 2020. Uncontested divorce hearings declined 41.3% in March 2020 (524 uncontested divorce hearings) compared to March 2019 (892 uncontested divorce hearings). In April 2020, there were 99 uncontested divorce hearings, a decrease of 89% from April 2019 and a decrease of 81% from March 2020. In May 2020, there were 487 uncontested divorce hearings, a decrease of 49% from May 2019 and an increase of 392% from April 2020.

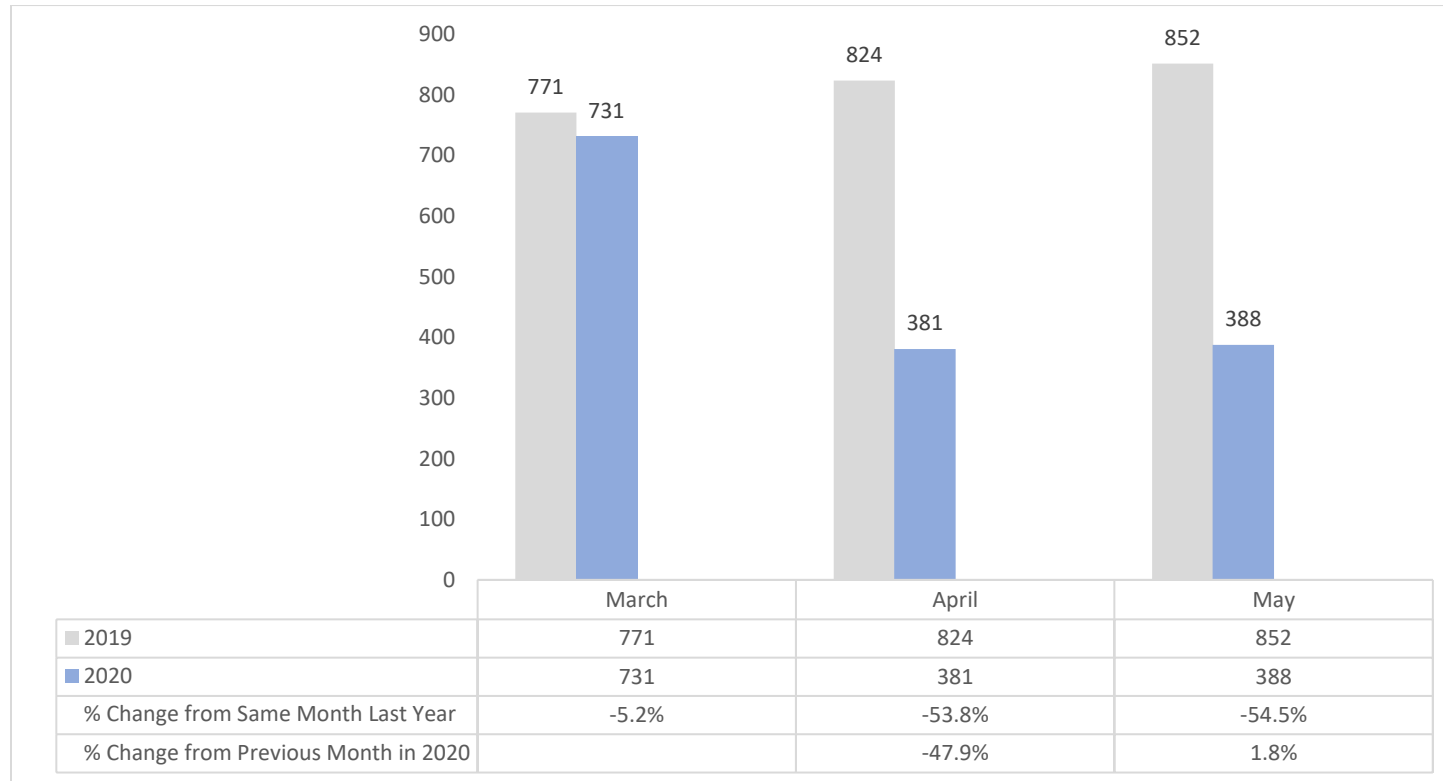
Circuit Court Juvenile Case Activity

Table 10: All Circuit Court Juvenile Original Case Filings, Hearings Held/Concluded, March - May 2019 and 2020

Circuit Court Juvenile Case Activity	March			April				May			
	2019	2020	Percent Change from Last Year: March 2019 & 2020	2019	2020	Percent Change from Previous Month: March & April 2020	Percent Change from Last Year: April 2019 & 2020	2019	2020	Percent Change from Previous Month: April & May 2020	Percent Change from Last Year: May 2019 & 2020
Total Juvenile Original Filings	771	731	-5.2%	824	381	-47.9%	-53.8%	852	388	1.8%	-54.5%
Total Juvenile Hearings	6,659	4,725	-29.0%	6,841	3,164	-33.0%	-53.7%	7,239	3,709	17.2%	-48.8%
Highlight Hearing: Child in Need of Assistance Hearings	2,914	2,140	-26.6%	2,802	1,516	-29.2%	-45.9%	3,048	1,914	26.3%	-37.2%
All Other Juvenile Hearings	3,745	2,585	-31.0%	4,039	1,648	-36.2%	-59.2%	4,191	1,795	8.9%	-57.2%

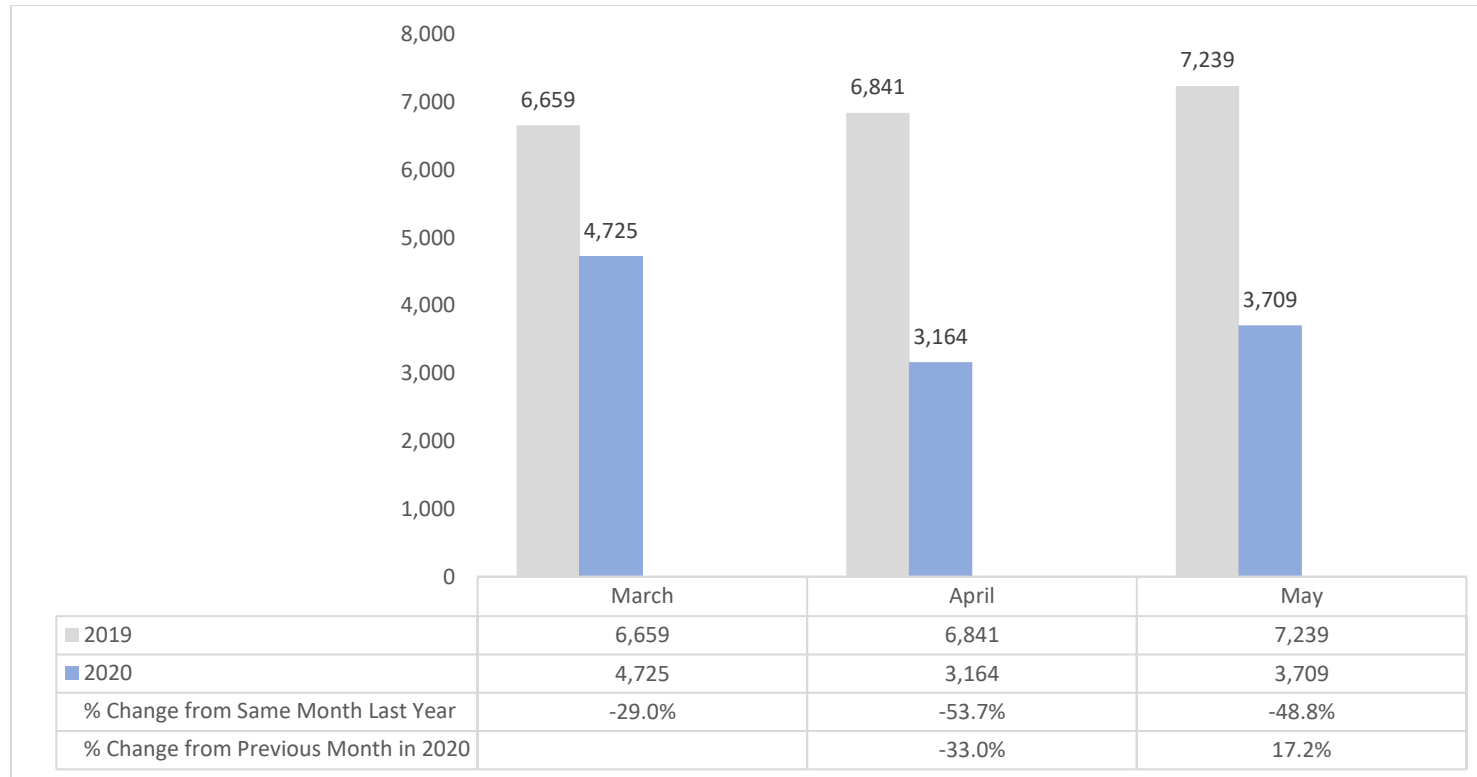
Source: MDEC County Circuit Courts, Montgomery County Circuit Court, Prince George's Circuit Court; and Baltimore City Juvenile Source Systems.

Figure 15: Monthly Circuit Court – Original Case Filings – Case Category: Juvenile, 2019 and 2020



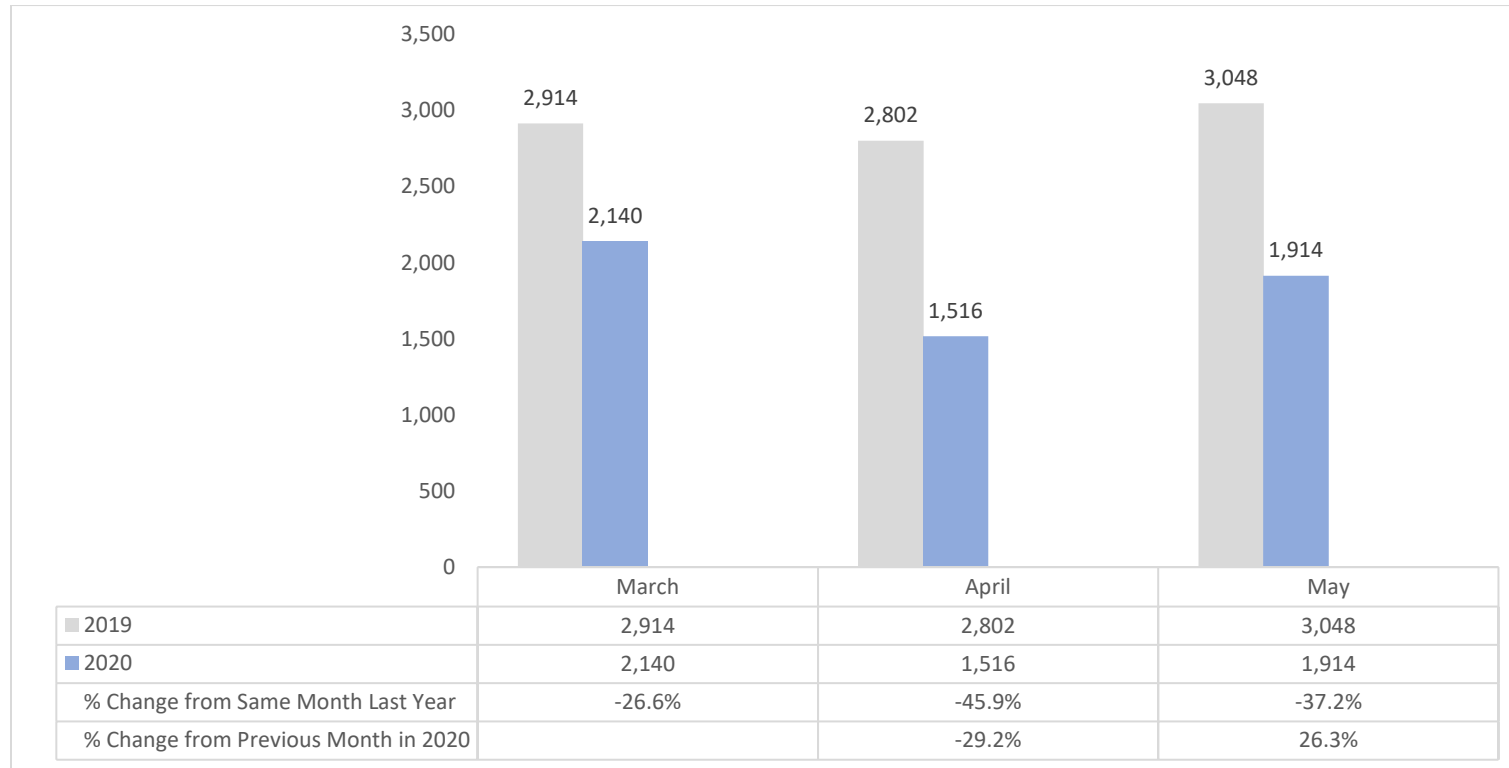
There were 1,500 circuit court original juvenile case filings from March 2020 to May 2020. Original juvenile case filings declined 5.2% in March 2020 (731 juvenile original case filings) compared to March 2019 (771 juvenile original case filings). In April 2020, there were 381 juvenile original case filings, a decrease of 54% from April 2019 and a decrease of 48% from March 2020. In May 2020, there were 388 juvenile original case filings, a decrease of 54% from May 2019 and an increase of 2% from April 2020.

Figure 16: Monthly Circuit Court Juvenile Hearings Held/Concluded, 2019 and 2020



There were 11,598 circuit court juvenile hearings held/concluded from March 2020 to May 2020. Juvenile hearings held/concluded declined 29% in March 2020 (4,725 juvenile hearings held/concluded) compared to March 2019 (6,659 juvenile hearings held/concluded). In April 2020, there were 3,164 juvenile hearings held/concluded, a decrease of 54% from April 2019 and a decrease of 33% from March 2020. In May 2020, there were 3,709 juvenile hearings held/concluded, a decrease of 49% from May 2019 and an increase of 17% from April 2020.

Figure 17: Monthly Circuit Court Child in Need of Assistance (CINA) Hearings Held/Concluded, 2019 and 2020



There were 5,570 circuit court CINA hearings held/concluded from March 2020 to May 2020. CINA hearings held/concluded declined 26.6% in March 2020 (2,140 CINA hearings held/concluded) compared to March 2019 (2,914 CINA hearings held/concluded). In April 2020, there were 1,516 CINA hearings held/concluded, a decrease of 46% from April 2019 and a decrease of 29% from March 2020. In May 2020, there were 1,914 CINA hearings held/concluded, a decrease of 37% from May 2019 and an increase of 26% from April 2020.

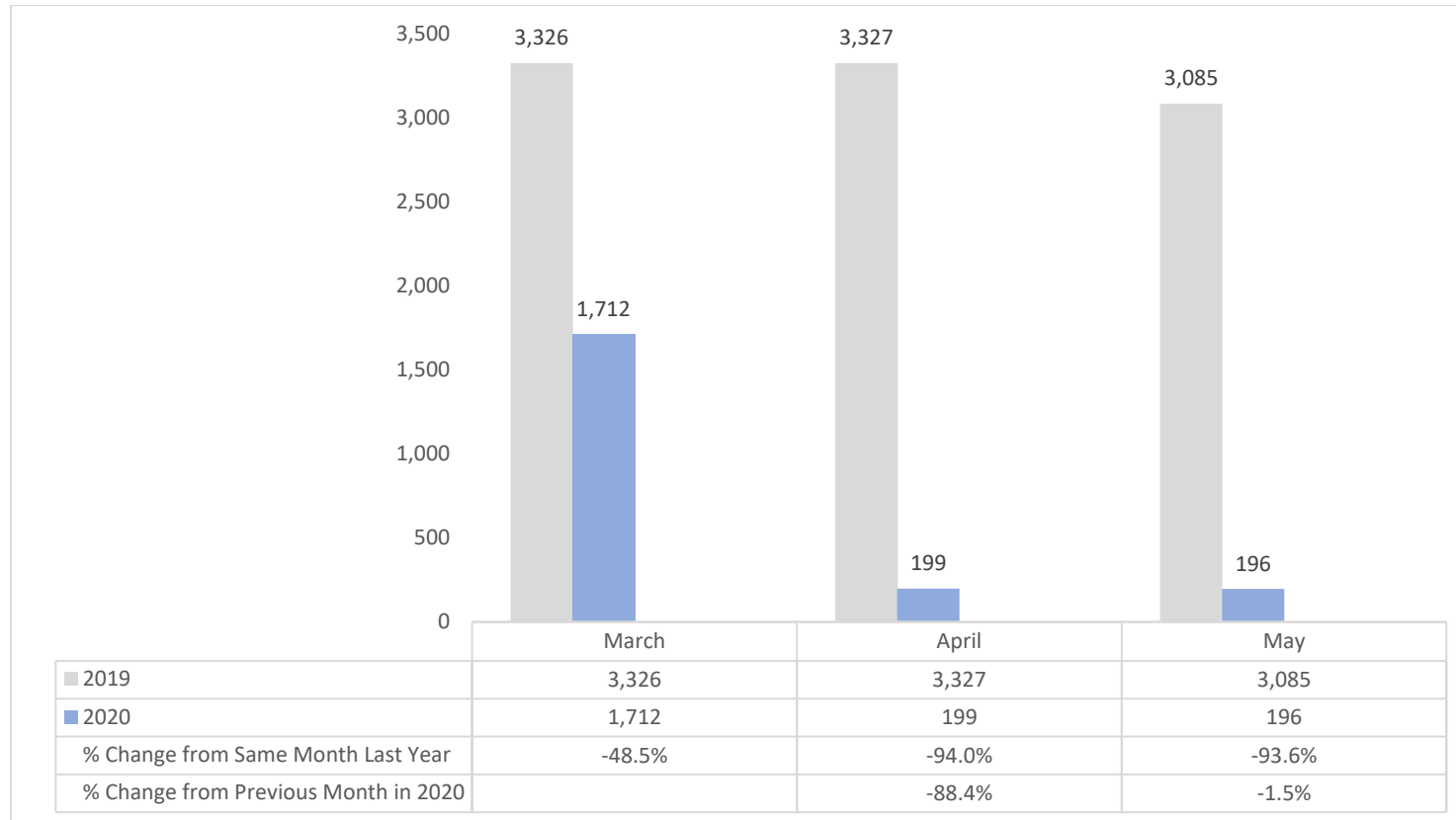
Circuit Court Criminal Case Activity

Table 11: Circuit Court Criminal Case Activity – Case Filings, Pleas, Hearings Held/Concluded and Dispositions

Circuit Court Criminal Case Activity	2019	2020	Percent Change from Last Year: March 2019 & 2020	2019	2020	Percent Change from Previous Month: March & April 2020	Percent Change from Last Year: April 2019 & 2020	2019	2020	Percent Change from Previous Month: April & May 2020	Percent Change from Last Year: May 2019 & 2020
Total Criminal Original Filings	3,326	1,712	-48.5%	3,327	199	-88.4%	-94.0%	3,085	196	-1.5%	-93.6%
Pleas by Charge	6,827	3,216	-52.9%	8,450	229	-92.9%	-97.3%	7,337	219	-4.4%	-97.0%
Pleas by Unique Case	2,980	1,468	-50.7%	3,193	130	-91%	-96%	2,882	129	-0.8%	-95.5%
Total Criminal Hearings	14,501	8,893	-38.7%	14,731	3,229	-64%	-78%	14,325	2,927	-9.4%	-79.6%
Highlight Hearing - Bail Review Hearings	738	582	-21.1%	653	438	-24.7%	-32.9%	645	423	-3.4%	-34.4%
All Other Criminal Hearings	13,763	8,311	-39.6%	14,078	2,791	-66.4%	-80.2%	13,680	2,504	-10.3%	-81.7%
Dispositions by Charge	17,015	8,938	-47.5%	17,686	861	-90.4%	-95.1%	16,375	742	-13.8%	-95.5%
Dispositions by Case	3,404	1,707	-49.9%	3,392	170	-90%	-95%	3,084	167	-1.8%	-94.6%

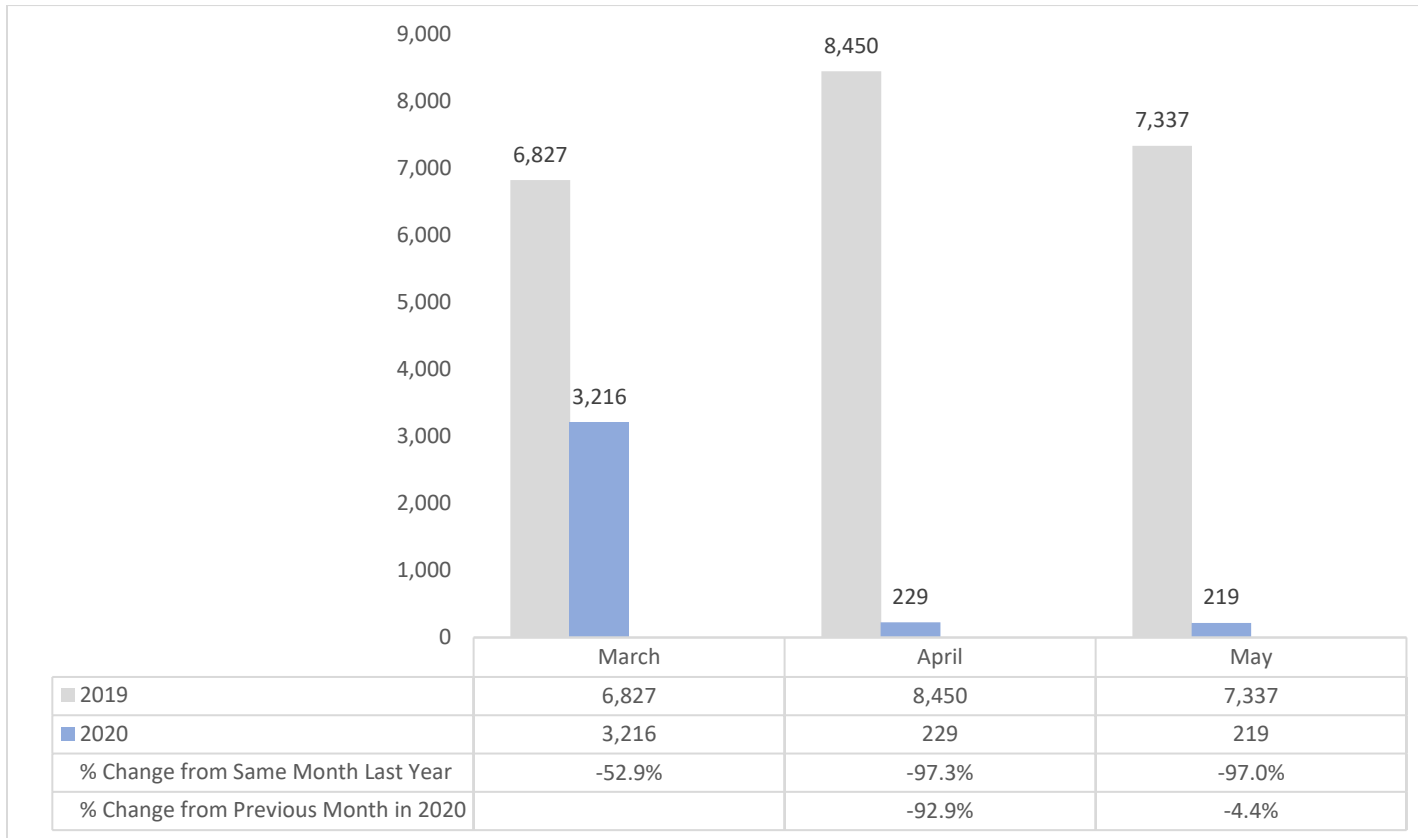
Source: MDEC County Circuit Courts, Montgomery County Circuit Court, Prince George's Circuit Court; and Baltimore City Criminal Source Systems.

Figure 18: Monthly Circuit Court – Original Case Filings – Case Category: Criminal, 2019 and 2020



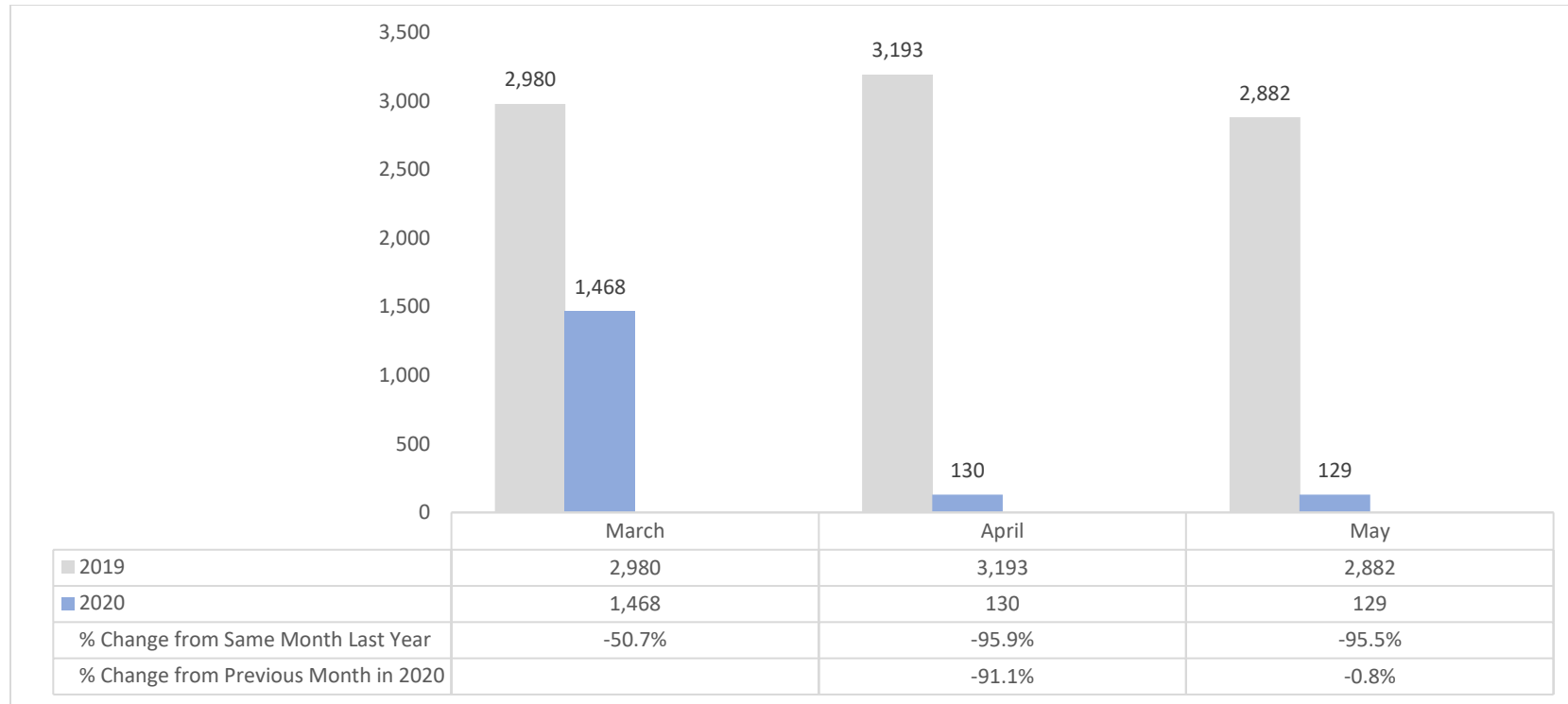
There were 2,107 circuit court original criminal case filings from March 2020 to May 2020. Original criminal case filings declined 48.5% in March 2020 (1,712 original criminal case filings) compared to March 2019 (3,326 original criminal case filings). In April 2020, there were 199 criminal original case filings, a decrease of 94% from April 2019 and a decrease of 88% from March 2020. In May 2020, there were 196 original criminal case filings, a decrease of 94% from May 2019 and a decrease of 2% from April 2020.

Figure 19: Monthly Circuit Court – Criminal Case Activity – Criminal Pleas (Total Charges Pled), 2019 and 2020



There were 3,664 circuit court criminal pleas (total charges pled) from March 2020 to May 2020. Criminal charges pled declined 52.9% in March 2020 (3,216 criminal charges pled) compared to March 2019 (6,827 criminal charges pled). In April 2020, there were 229 criminal charges pled, a decrease of 97% from April 2019 and a decrease of 93% from March 2020. In May 2020, there were 219 criminal charges pled, a decrease of 97% from May 2019 and a decrease of 4% from April 2020.

Figure 20: Monthly Circuit Court – Criminal Case Activity – Criminal Pleas (Unique Cases), 2019 and 2020



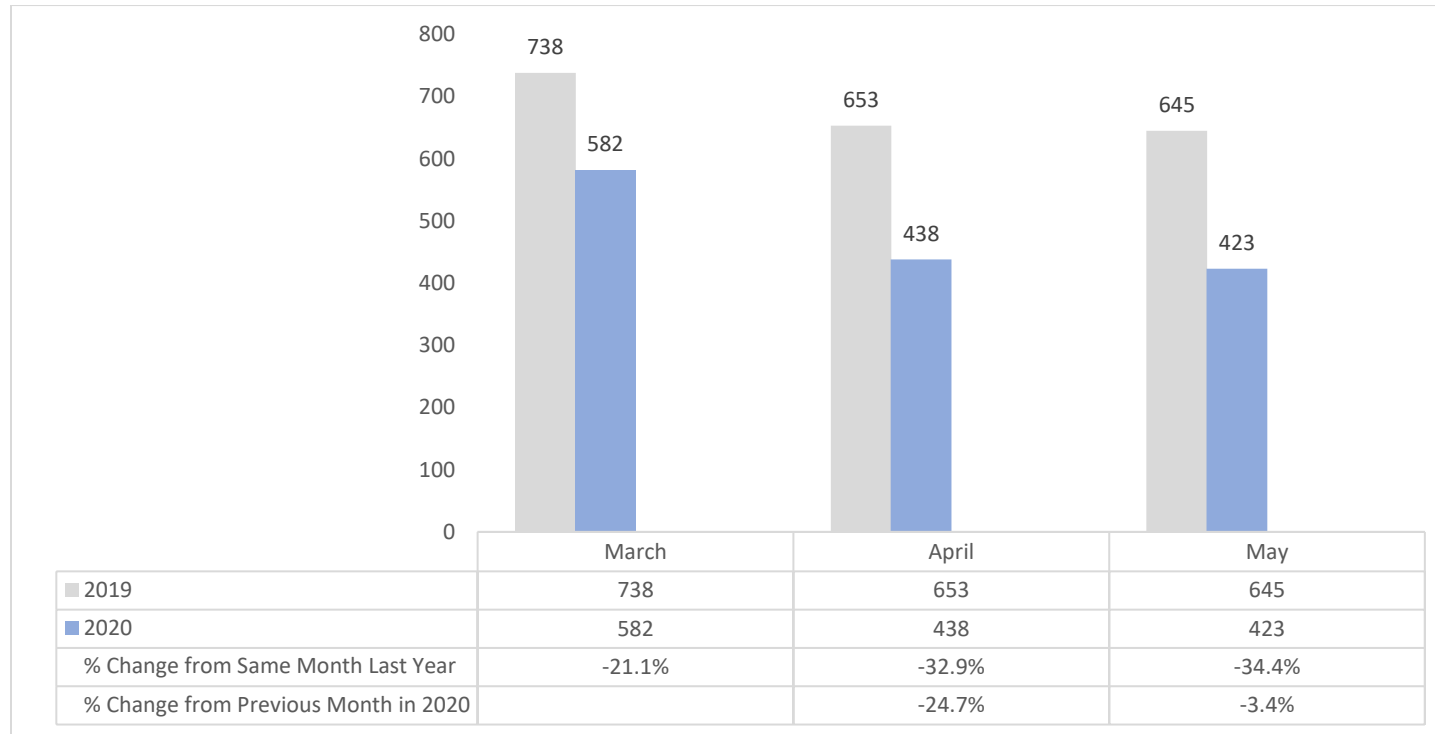
There were 1,727 circuit court criminal pleas (unique cases) from March 2020 to May 2020. Criminal cases pled declined 50.7% in March 2020 (1,468 criminal cases pled) compared to March 2019 (2,980 criminal cases pled). In April 2020, there were 130 criminal cases pled, a decrease of 96% from April 2019 and a decrease of 91% from March 2020. In May 2020, there were 129 criminal cases pled, a decrease of 96% from May 2019 and a decrease of 1% from April 2020.

Figure 21: Monthly Circuit Court Criminal Hearings Held/Concluded, 2019 and 2020



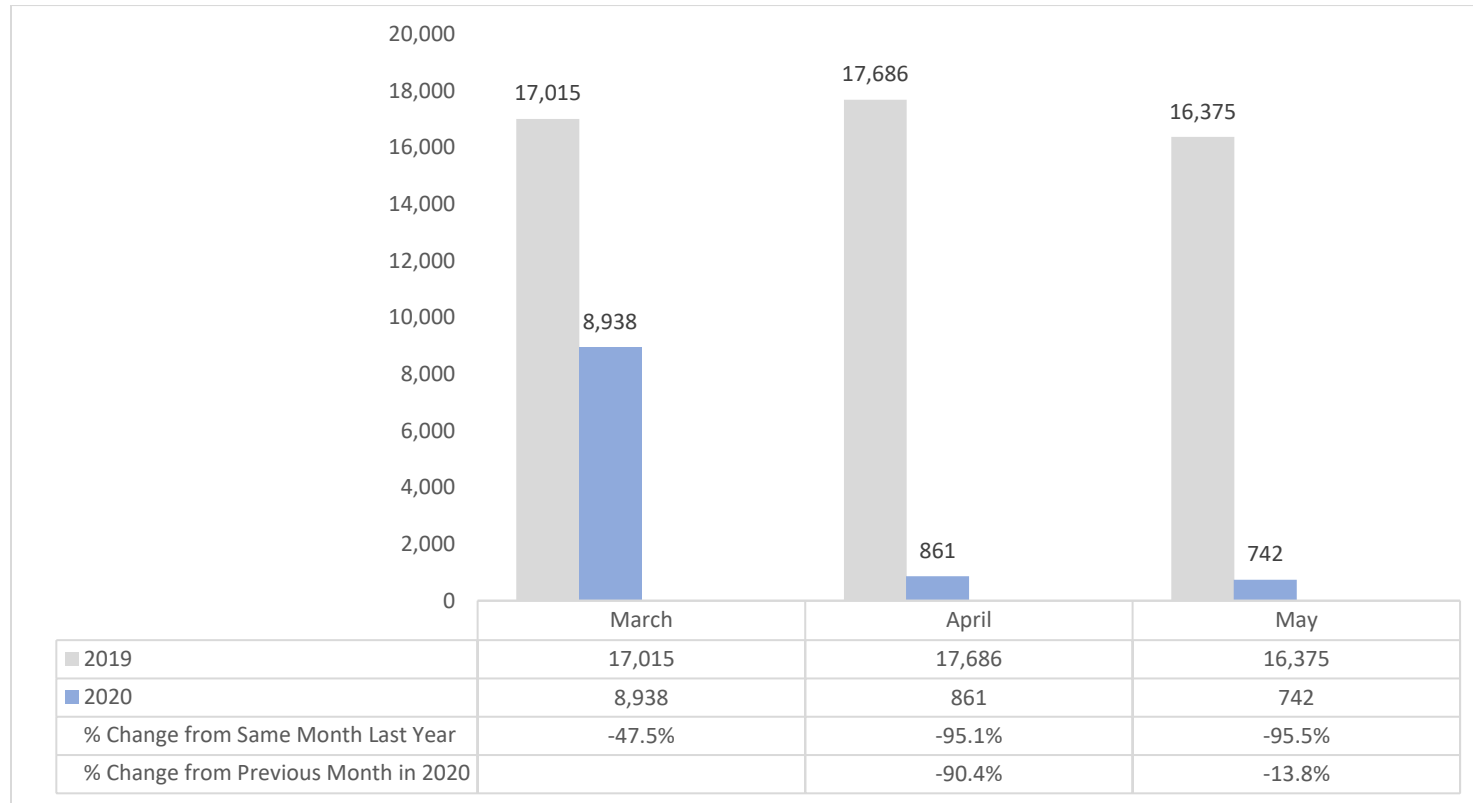
There were 15,049 circuit court criminal hearings held/concluded from March 2020 to May 2020. Criminal hearings held/concluded declined 38.7% in March 2020 (8,893 criminal hearings held/concluded) compared to March 2019 (14,501 criminal hearings held/concluded). In April 2020, there were 3,229 criminal hearings held/concluded, a decrease of 78% from April 2019 and a decrease of 64% from March 2020. In May 2020, there were 2,927 criminal hearings held/concluded, a decrease of 80% from May 2019 and a decrease of 9% from April 2020.

Figure 22: Monthly Circuit Court Bail Review Hearings Held/Concluded, 2019 and 2020



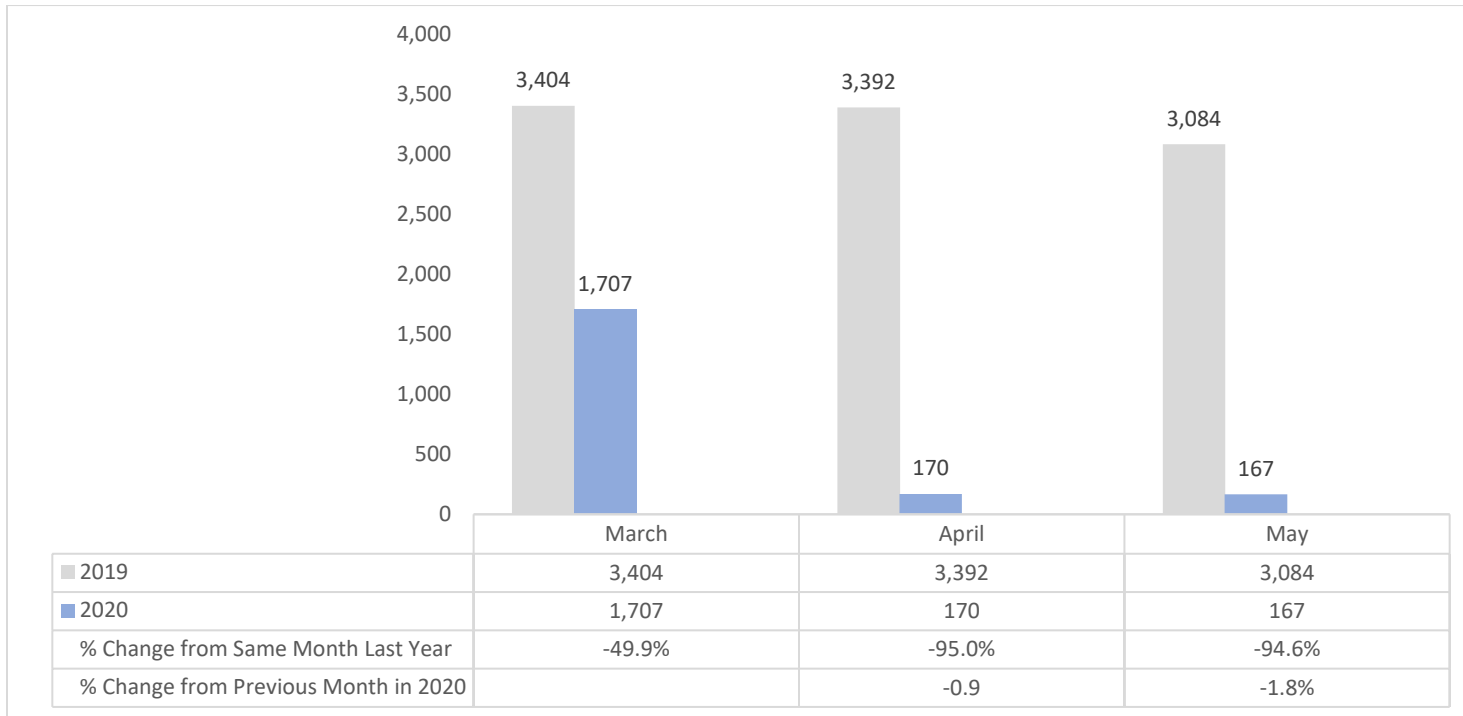
There were 1,443 circuit court bail review hearings held/concluded from March 2020 to May 2020. Bail review hearings held/concluded declined 21.1% in March 2020 (582 bail review hearings held/concluded) compared to March 2019 (738 bail review hearings held/concluded). In April 2020, there were 438 bail review hearings held/concluded, a decrease of 33% from April 2019 and a decrease of 25% from March 2020. In May 2020, there were 423 bail review hearings held/concluded, a decrease of 34% from May 2019 and a decrease of 3% from April 2020.

Figure 23: Monthly Circuit Court – Criminal Case Activity – Criminal Dispositions (Charges), 2019 and 2020



There were 10,541 circuit court criminal dispositions (charges) from March 2020 to May 2020. Criminal charges disposed declined 47.5% in March 2020 (8,938 criminal charges disposed) compared to March 2019 (17,015 criminal charges disposed). In April 2020, there were 861 criminal charges disposed, a decrease of 95% from April 2019 and a decrease of 90% from March 2020. In May 2020, there were 742 criminal charges disposed, a decrease of 95% from May 2019 and a decrease of 14% from April 2020.

Figure 24: Monthly Circuit Court – Criminal Case Activity – Criminal Dispositions (Cases), 2019 and 2020



There were 2,044 circuit court criminal dispositions (cases) from March 2020 to May 2020. Criminal cases disposed declined 49.9% in March 2020 (1,707 criminal cases disposed) compared to March 2019 (3,404 criminal cases disposed). In April 2020, there were 170 criminal cases disposed, a decrease of 95% from April 2019 and a decrease of 90% from March 2020. In May 2020, there were 167 criminal cases disposed, a decrease of 95% from May 2019 and a decrease of 2% from April 2020.

District Court - Original Case Filings*Table 12: All District Court Original Case Filings – By Case Category*, March – May 2019 and 2020*

	March			April				May			
	2019	2020	Percent Change from LAST YEAR (March 2019 & March 2020)	2019	2020	Percent Change from LAST MONTH (March 2020 – April 2020)	Percent Change from LAST YEAR (April 2019 & April 2020)	2019	2020	Percent Change from LAST MONTH (April 2020 – May 2020)	Percent Change from LAST YEAR (May 2019 & May 2020)
Motor Vehicle	102,611	58,155	-43.3%	104,091	17,781	-69.4%	-82.9%	102,645	55,729	213.4%	-45.7%
Criminal	11,026	8,126	-26.3%	11,321	5,839	-28.1%	-48.4%	11,680	7,545	29.2%	-35.4%
Civil	23,545	18,502	-21.4%	24,291	11,045	-40.3%	-54.5%	24,722	11,940	8.1%	-51.7%
Landlord Tenant	52,248	33,567	-35.8%	50,284	6,324	-81.2%	-87.4%	54,794	3,732	-41.0%	-93.2%
Total Filings	189,430	118,350	-37.5%	189,987	40,989	-65.4%	-78.4%	193,841	78,946	92.6%	-59.3%

***Case Category Notes:**

- Motor vehicle filings include all citations associated with an incident, including 21-902, payable and must appear, mass transit, natural resource and parking and red-light violations.
- Criminal filings include criminal cases filed and fugitive warrants
- Civil filings include civil cases and citations, domestic violence, peace order, ERPO, aids of execution, municipal infractions, emergency evaluations, forfeiture of contraband and injunctions filed.
- Landlord tenant filings represent failure to pay rent filings

Table 13: District Court Total Original Case Filings – By County, March – May 2019 and 2020

District Court Original Case Filings by County	March			April				May			
	2019	2020	Percent Change from Last Year: March 2019 & 2020	2019	2020	Percent Change from Previous Month: March & April 2020	Percent Change from Last Year: April 2019 & 2020	2019	2020	Percent Change from Previous Month: April & May 2020	Percent Change from Last Year: May 2019 & 2020
District 1	26,583	18,800	-29%	25,676	5,481	-71%	-79%	25,343	8,061	47%	-68%
Baltimore City	26,583	18,800	-29%	25,676	5,481	-71%	-79%	25,343	8,061	47%	-68%
District 2	8,794	6,189	-30%	8,800	2,310	-63%	-74%	12,179	7,100	207%	-42%
Dorchester	1,214	1,017	-16%	1,452	338	-67%	-77%	1,610	1,091	223%	-32%
Somerset	1,548	788	-49%	1,365	441	-44%	-68%	1,789	1,013	130%	-43%
Wicomico	3,584	2,928	-18%	3,599	1,051	-64%	-71%	4,286	2,328	122%	-46%
Worcester	2,448	1,456	-41%	2,384	480	-67%	-80%	4,494	2,668	456%	-41%
District 3	9,200	5,001	-46%	8,652	2,057	-59%	-76%	8,938	5,803	182%	-35%
Caroline	1,085	735	-32%	1,233	223	-70%	-82%	1,247	850	281%	-32%
Cecil	4,837	2,340	-52%	4,024	1,135	-51%	-72%	4,242	2,168	91%	-49%
Kent	514	258	-50%	563	136	-47%	-76%	464	349	157%	-25%
Queen Anne's	1,503	837	-44%	1,525	279	-67%	-82%	1,561	1,306	368%	-16%
Talbot	1,261	831	-34%	1,307	284	-66%	-78%	1,424	1,130	298%	-21%
District 4	9,316	5,847	-37%	9,271	2,407	-59%	-74%	9,861	6,073	152%	-38%
Calvert	2,119	1,379	-35%	2,013	709	-49%	-65%	2,466	2,100	196%	-15%
Charles	4,570	2,690	-41%	4,463	1,012	-62%	-77%	4,204	1,451	43%	-65%
St. Mary's	2,627	1,778	-32%	2,795	686	-61%	-75%	3,191	2,522	268%	-21%
District 5	38,448	19,381	-50%	40,347	6,510	-66%	-84%	39,546	13,609	109%	-66%
Prince George's	38,448	19,381	-50%	40,347	6,510	-66%	-84%	39,546	13,609	109%	-66%
District 6	20,981	13,192	-37%	20,893	6,230	-53%	-70%	19,766	8,913	43%	-55%
Montgomery	20,981	13,192	-37%	20,893	6,230	-53%	-70%	19,766	8,913	43%	-55%
District 7	17,213	9,769	-43%	16,888	3,462	-65%	-80%	17,777	6,028	74%	-66%
Anne Arundel	17,213	9,769	-43%	16,888	3,462	-65%	-80%	17,777	6,028	74%	-66%
District 8	33,240	24,473	-26%	32,484	5,474	-78%	-83%	34,701	9,815	79%	-72%
Baltimore	33,240	24,473	-26%	32,484	5,474	-78%	-83%	34,701	9,815	79%	-72%
District 9	5,647	3,830	-32%	5,383	2,625	-31%	-51%	5,781	3,448	31%	-40%
Harford	5,647	3,830	-32%	5,383	2,625	-31%	-51%	5,781	3,448	31%	-40%
District 10	9,666	5,616	-42%	9,437	1,878	-67%	-80%	9,323	4,534	141%	-51%
Howard	6,552	3,737	-43%	6,393	1,074	-71%	-83%	6,387	2,792	160%	-56%
Carroll	3,114	1,879	-40%	3,044	804	-57%	-74%	2,936	1,742	117%	-41%
District 11	8,120	4,909	-40%	9,415	1,892	-61%	-80%	8,127	3,632	92%	-55%
Frederick	4,666	2,802	-40%	5,321	966	-66%	-82%	4,747	1,825	89%	-62%
Washington	3,454	2,107	-39%	4,094	926	-56%	-77%	3,380	1,807	95%	-47%
District 12	2,222	1,343	-40%	2,741	663	-51%	-76%	2,499	1,930	191%	-23%
Allegany	1,473	876	-41%	1,840	424	-52%	-77%	1,712	1,065	151%	-38%
Garrett	749	467	-38%	901	239	-49%	-73%	787	865	262%	10%
State Totals	189,430	118,350	-38%	189,987	40,989	-65%	-78%	193,841	78,946	93%	-59%

Table 14: District Court Civil Original Case Filings – By County, March - May 2019 and 2020

District Court Civil Original Case Filings by County	March			April				May			
	2019	2020	Percent Change from Last Year: March 2019 & 2020	2019	2020	Percent Change from Previous Month: March & April 2020	Percent Change from Last Year: April 2019 & 2020	2019	2020	Percent Change from Previous Month: April & May 2020	Percent Change from Last Year: May 2019 & 2020
District 1	3,124	2,354	-25%	3,002	1,379	-41%	-54%	3,502	1,355	-2%	-61%
Baltimore City	3,124	2,354	-25%	3,002	1,379	-41%	-54%	3,502	1,355	-2%	-61%
District 2	1,453	1,246	-14%	1,380	703	-44%	-49%	1,652	464	-34%	-72%
Dorchester	238	202	-15%	182	104	-49%	-43%	225	72	-31%	-68%
Somerset	164	147	-10%	151	70	-52%	-54%	167	48	-31%	-71%
Wicomico	805	717	-11%	796	412	-43%	-48%	921	255	-38%	-72%
Worcester	246	180	-27%	251	117	-35%	-53%	339	89	-24%	-74%
District 3	1,003	757	-25%	885	499	-34%	-44%	865	406	-19%	-53%
Caroline	160	141	-12%	197	102	-28%	-48%	128	47	-54%	-63%
Cecil	448	317	-29%	366	200	-37%	-45%	376	199	-1%	-47%
Kent	51	44	-14%	59	51	16%	-14%	51	17	-67%	-67%
Queen Anne's	158	119	-25%	112	58	-51%	-48%	127	65	12%	-49%
Talbot	186	136	-27%	151	88	-35%	-42%	183	78	-11%	-57%
District 4	1,528	1,237	-19%	1,644	799	-35%	-51%	1,489	685	-14%	-54%
Calvert	375	271	-28%	257	169	-38%	-34%	358	138	-18%	-61%
Charles	802	646	-19%	958	442	-32%	-54%	803	361	-18%	-55%
St. Mary's	351	320	-9%	429	188	-41%	-56%	328	186	-1%	-43%
District 5	4,744	2,821	-41%	4,919	882	-69%	-82%	4,825	2,520	186%	-48%
Prince George's	4,744	2,821	-41%	4,919	882	-69%	-82%	4,825	2,520	186%	-48%
District 6	3,336	2,248	-33%	2,820	1,011	-55%	-64%	3,118	2,068	105%	-34%
Montgomery	3,336	2,248	-33%	2,820	1,011	-55%	-64%	3,118	2,068	105%	-34%
District 7	1,690	1,461	-14%	1,971	1,191	-18%	-40%	1,794	847	-29%	-53%
Anne Arundel	1,690	1,461	-14%	1,971	1,191	-18%	-40%	1,794	847	-29%	-53%
District 8	3,444	3,643	6%	4,122	2,566	-30%	-38%	4,059	2,138	-17%	-47%
Baltimore	3,444	3,643	6%	4,122	2,566	-30%	-38%	4,059	2,138	-17%	-47%
District 9	742	778	5%	850	656	-16%	-23%	789	405	-38%	-49%
Harford	742	778	5%	850	656	-16%	-23%	789	405	-38%	-49%
District 10	1,056	810	-23%	1,163	549	-32%	-53%	1,210	480	-13%	-60%
Howard	686	531	-23%	726	371	-30%	-49%	771	304	-18%	-61%
Carroll	370	279	-25%	437	178	-36%	-59%	439	176	-1%	-60%
District 11	1,195	921	-23%	1,235	646	-30%	-48%	1,134	472	-27%	-58%
Frederick	651	489	-25%	706	326	-33%	-54%	588	227	-30%	-61%
Washington	544	432	-21%	529	320	-26%	-40%	546	245	-23%	-55%
District 12	230	226	-2%	300	164	-27%	-45%	285	100	-39%	-65%
Allegany	166	173	4%	227	111	-36%	-51%	208	81	-27%	-61%
Garrett	64	53	-17%	73	53	0%	-27%	77	19	-64%	-75%
State Totals	23,545	18,502	-21%	24,291	11,045	-40%	-55%	24,722	11,940	8%	-52%

Table 15: District Court Motor Vehicle Original Case Filings – By County, March - May 2019 and 2020

District Court Motor Vehicle Original Case Filings by County	March			April				May			
	2019	2020	Percent Change from Last Year: March 2019 & 2020	2019	2020	Percent Change from Previous Month: March & April 2020	Percent Change from Last Year: April 2019 & 2020	2019	2020	Percent Change from Previous Month: April & May 2020	Percent Change from Last Year: May 2019 & 2020
District 1	10,316	6,967	-32%	10,003	2,685	-61%	-73%	8,919	4,475	67%	-50%
Baltimore City	10,316	6,967	-32%	10,003	2,685	-61%	-73%	8,919	4,475	67%	-50%
District 2	5,412	3,623	-33%	5,449	1,163	-68%	-79%	8,211	6,122	426%	-25%
Dorchester	685	671	-2%	928	158	-76%	-83%	1,039	934	491%	-10%
Somerset	1,081	489	-55%	863	308	-37%	-64%	1,221	888	188%	-27%
Wicomico	1,659	1,315	-21%	1,733	448	-66%	-74%	2,199	1,887	321%	-14%
Worcester	1,987	1,148	-42%	1,925	249	-78%	-87%	3,752	2,413	869%	-36%
District 3	7,062	3,459	-51%	6,588	1,223	-65%	-81%	6,748	4,893	300%	-27%
Caroline	802	521	-35%	892	80	-85%	-91%	978	740	825%	-24%
Cecil	3,628	1,489	-59%	2,930	729	-51%	-75%	3,031	1,707	134%	-44%
Kent	412	177	-57%	439	63	-64%	-86%	351	291	362%	-17%
Queen Anne's	1,261	655	-48%	1,328	186	-72%	-86%	1,319	1,167	527%	-12%
Talbot	959	617	-36%	999	165	-73%	-83%	1,069	988	499%	-8%
District 4	6,213	2,963	-52%	5,803	1,027	-65%	-82%	6,413	4,733	361%	-26%
Calvert	1,495	879	-41%	1,510	425	-52%	-72%	1,810	1,783	320%	-1%
Charles	2,880	1,152	-60%	2,416	267	-77%	-89%	2,311	833	212%	-64%
St. Mary's	1,838	932	-49%	1,877	335	-64%	-82%	2,292	2,117	532%	-8%
District 5	20,406	13,309	-35%	22,378	4,160	-69%	-81%	21,538	9,094	119%	-58%
Prince George's	20,406	13,309	-35%	22,378	4,160	-69%	-81%	21,538	9,094	119%	-58%
District 6	12,456	7,780	-38%	13,354	2,022	-74%	-85%	11,402	5,359	165%	-53%
Montgomery	12,456	7,780	-38%	13,354	2,022	-74%	-85%	11,402	5,359	165%	-53%
District 7	10,867	4,630	-57%	10,434	1,327	-71%	-87%	10,927	4,420	233%	-60%
Anne Arundel	10,867	4,630	-57%	10,434	1,327	-71%	-87%	10,927	4,420	233%	-60%
District 8	14,429	7,608	-47%	13,188	1,800	-76%	-86%	13,102	6,531	263%	-50%
Baltimore	14,429	7,608	-47%	13,188	1,800	-76%	-86%	13,102	6,531	263%	-50%
District 9	3,068	1,758	-43%	3,054	639	-64%	-79%	3,243	2,593	306%	-20%
Harford	3,068	1,758	-43%	3,054	639	-64%	-79%	3,243	2,593	306%	-20%
District 10	5,906	2,680	-55%	5,860	688	-74%	-88%	5,455	3,529	413%	-35%
Howard	3,875	1,628	-58%	3,957	417	-74%	-89%	3,709	2,264	443%	-39%
Carroll	2,031	1,052	-48%	1,903	271	-74%	-86%	1,746	1,265	367%	-28%
District 11	4,839	2,492	-49%	5,939	681	-73%	-89%	4,913	2,363	247%	-52%
Frederick	3,032	1,521	-50%	3,582	404	-73%	-89%	3,063	1,342	232%	-56%
Washington	1,807	971	-46%	2,357	277	-71%	-88%	1,850	1,021	269%	-45%
District 12	1,637	886	-46%	2,041	366	-59%	-82%	1,774	1,617	342%	-9%
Allegany	1,021	533	-48%	1,275	207	-61%	-84%	1,148	815	294%	-29%
Garrett	616	353	-43%	766	159	-55%	-79%	626	802	404%	28%
State Totals	102,611	58,155	-43%	104,091	17,781	-69%	-83%	102,645	55,729	213%	-46%

Table 16: District Court Landlord-Tenant Original Case Filings – By County, March - May 2019 and 2020

District Court Landlord Tenant Cases Filed by County	March			April				May			
	2019	2020	Percent Change from LAST YEAR (March 2019 & March 2020)	2019	2020	Percent Change from LAST MONTH (March 2020 – April 2020)	Percent Change from LAST YEAR (April 2019 & April 2020)	2019	2020	Percent Change from LAST MONTH (April 2020 – May 2020)	Percent Change from LAST YEAR (May 2019 & May 2020)
District 1	11,137	8,047	-28%	10,627	309	-96%	-97%	10,948	766	148%	-93%
Baltimore City	11,137	8,047	-28%	10,627	309	-96%	-97%	10,948	766	148%	-93%
District 2	1,355	863	-36%	1,388	64	-93%	-95%	1,488	23	-64%	-98%
Dorchester	204	63	-69%	203	0	-100%	-100%	231	0	-	-100%
Somerset	242	104	-57%	286	4	-96%	-99%	308	20	400%	-94%
Wicomico	815	667	-18%	816	43	-94%	-95%	866	3	-93%	-100%
Worcester	94	29	-69%	83	17	-41%	-80%	83	0	-100%	-100%
District 3	480	348	-28%	522	60	-83%	-89%	656	66	10%	-90%
Caroline	73	13	-82%	49	0	-100%	-100%	60	1	-	-98%
Cecil	332	294	-11%	392	54	-82%	-86%	478	53	-2%	-89%
Kent	13	13	0%	19	4	-69%	-79%	21	10	150%	-52%
Queen Anne's	32	15	-53%	23	1	-93%	-96%	34	2	100%	-94%
Talbot	30	13	-57%	39	1	-92%	-97%	63	0	-100%	-100%
District 4	935	1,011	8%	1,064	113	-89%	-89%	1,179	23	-80%	-98%
Calvert	59	64	8%	72	3	-95%	-96%	68	0	-100%	-100%
Charles	585	631	8%	718	102	-84%	-86%	766	6	-94%	-99%
St. Mary's	291	316	9%	274	8	-97%	-97%	345	17	113%	-95%
District 5	11,605	2,152	-81%	11,364	695	-68%	-94%	11,533	875	26%	-92%
Prince George's	11,605	2,152	-81%	11,364	695	-68%	-94%	11,533	875	26%	-92%
District 6	4,007	2,525	-37%	3,508	2,793	11%	-20%	4,032	911	-67%	-77%
Montgomery	4,007	2,525	-37%	3,508	2,793	11%	-20%	4,032	911	-67%	-77%
District 7	3,492	2,677	-23%	3,286	240	-91%	-93%	3,861	58	-76%	-98%
Anne Arundel	3,492	2,677	-23%	3,286	240	-91%	-93%	3,861	58	-76%	-98%
District 8	14,150	12,199	-14%	14,035	475	-96%	-97%	16,221	388	-18%	-98%
Baltimore County	14,150	12,199	-14%	14,035	475	-96%	-97%	16,221	388	-18%	-98%
District 9	1,445	1,010	-30%	1,089	1,085	7%	0%	1,345	152	-86%	-89%
Harford	1,445	1,010	-30%	1,089	1,085	7%	0%	1,345	152	-86%	-89%
District 10	2,246	1,797	-20%	1,902	356	-80%	-81%	2,181	179	-50%	-92%
Howard	2,049	1,646	-20%	1,738	326	-80%	-81%	1,994	157	-52%	-92%
Carroll	197	151	-23%	164	30	-80%	-82%	187	22	-27%	-88%
District 11	1,305	929	-29%	1,394	134	-86%	-90%	1,218	291	117%	-76%
Frederick	536	492	-8%	581	18	-96%	-97%	609	31	72%	-95%
Washington	769	437	-43%	813	116	-73%	-86%	609	260	124%	-57%
District 12	91	9	-90%	105	0	-100%	-100%	132	0	-	-100%
Allegany	75	0	-100%	94	0	-	-100%	106	0	-	-100%
Garrett	16	9	-44%	11	0	-100%	-100%	26	0	-	-100%
State Totals	52,248	33,567	-36%	50,284	6,324	-81%	-87%	54,794	3,732	-41%	-93%

Table 17: District Court Criminal Original Case Filings – By County, March - May 2019 and 2020

District Court Criminal Original Case Filings by County	March			April				May			
	2019	2020	Percent Change from Last Year: March 2019 & 2020	2019	2020	Percent Change from Previous Month: March & April 2020	Percent Change from Last Year: April 2019 & 2020	2019	2020	Percent Change from Previous Month: April & May 2020	Percent Change from Last Year: May 2019 & 2020
District 1	2,006	1,432	-29%	2,044	1,108	-23%	-46%	1,974	1,465	32%	-26%
Baltimore City	2,006	1,432	-29%	2,044	1,108	-23%	-46%	1,974	1,465	32%	-26%
District 2	574	457	-20%	583	380	-17%	-35%	828	491	29%	-41%
Dorchester	87	81	-7%	139	76	-6%	-45%	115	85	12%	-26%
Somerset	61	48	-21%	65	59	23%	-9%	93	57	-3%	-39%
Wicomico	305	229	-25%	254	148	-35%	-42%	300	183	24%	-39%
Worcester	121	99	-18%	125	97	-2%	-22%	320	166	71%	-48%
District 3	655	437	-33%	657	275	-37%	-58%	669	438	59%	-35%
Caroline	50	60	20%	95	41	-32%	-57%	81	62	51%	-23%
Cecil	429	240	-44%	336	152	-37%	-55%	357	209	38%	-41%
Kent	38	24	-37%	46	18	-25%	-61%	41	31	72%	-24%
Queen Anne's	52	48	-8%	62	34	-29%	-45%	81	72	112%	-11%
Talbot	86	65	-24%	118	30	-54%	-75%	109	64	113%	-41%
District 4	640	636	-1%	760	468	-26%	-38%	780	632	35%	-19%
Calvert	190	165	-13%	174	112	-32%	-36%	230	179	60%	-22%
Charles	303	261	-14%	371	201	-23%	-46%	324	251	25%	-23%
St. Mary's	147	210	43%	215	155	-26%	-28%	226	202	30%	-11%
District 5	1,693	1,099	-35%	1,686	773	-30%	-54%	1,650	1,120	45%	-32%
Prince George's	1,693	1,099	-35%	1,686	773	-30%	-54%	1,650	1,120	45%	-32%
District 6	1,182	639	-46%	1,211	404	-37%	-67%	1,214	575	42%	-53%
Montgomery	1,182	639	-46%	1,211	404	-37%	-67%	1,214	575	42%	-53%
District 7	1,164	1,001	-14%	1,197	704	-30%	-41%	1,195	703	0%	-41%
Anne Arundel	1,164	1,001	-14%	1,197	704	-30%	-41%	1,195	703	0%	-41%
District 8	1,217	1,023	-16%	1,139	633	-38%	-44%	1,319	758	20%	-43%
Baltimore	1,217	1,023	-16%	1,139	633	-38%	-44%	1,319	758	20%	-43%
District 9	392	284	-28%	390	245	-14%	-37%	404	298	22%	-26%
Harford	392	284	-28%	390	245	-14%	-37%	404	298	22%	-26%
District 10	458	329	-28%	512	285	-13%	-44%	477	346	21%	-27%
Howard	258	184	-29%	261	153	-17%	-41%	245	195	27%	-20%
Carroll	200	145	-28%	251	132	-9%	-47%	232	151	14%	-35%
District 11	781	567	-27%	847	431	-24%	-49%	862	506	17%	-41%
Frederick	447	300	-33%	452	218	-27%	-52%	487	225	3%	-54%
Washington	334	267	-20%	395	213	-20%	-46%	375	281	32%	-25%
District 12	264	222	-16%	295	133	-40%	-55%	308	213	60%	-31%
Allegany	211	170	-19%	244	106	-38%	-57%	250	169	59%	-32%
Garrett	53	52	-2%	51	27	-48%	-47%	58	44	63%	-24%
State Totals	11,026	8,126	-26%	11,321	5,839	-28%	-48%	11,680	7,545	29%	-35%

District Court Domestic Violence Case Activity

Protective Orders

Table 18: District Court Domestic Original Case Filings, Protective Orders* by Order Type** and Hearings Held/Concluded March - May 2019 and 2020

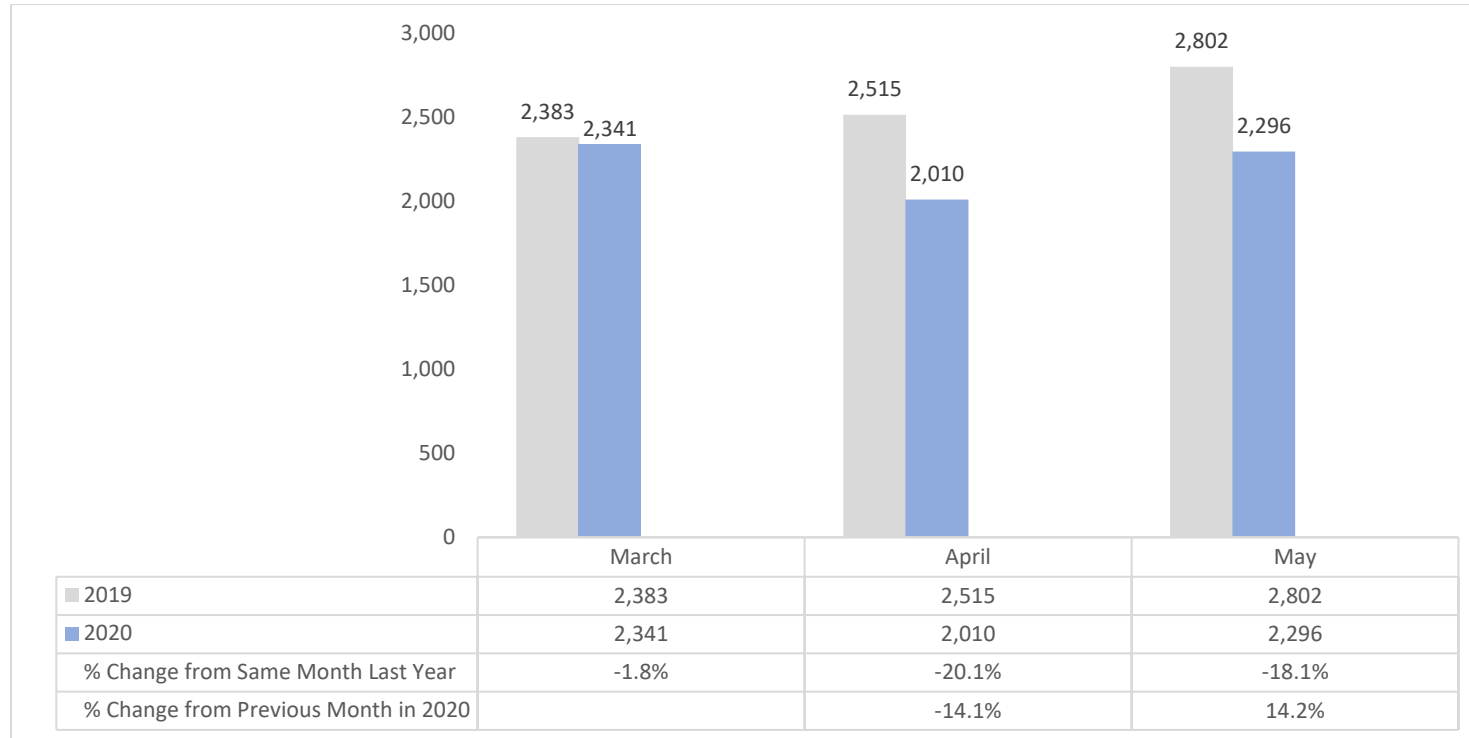
District Court Domestic Violence Protective Orders, Hearings and Case Filings by Month and Year	March			April				May			
	2019	2020	Percent Change from Last Year: March 2019 & 2020	2019	2020	Percent Change from Previous Month: March & April 2020	Percent Change from Last Year: April 2019 & 2020	2019	2020	Percent Change from Previous Month: April & May 2020	Percent Change from Last Year: May 2019 & 2020
Domestic Violence Cases Filed	2,383	2,341	-1.8%	2,515	2,010	-14.1%	-20.1%	2,802	2,296	14.2%	-18.1%
Domestic Violence Protective Orders	4,780	4,508	-5.7%	5,199	3,154	-30.0%	-39.3%	5,499	3,846	21.9%	-30.1%
Final	706	422	-40.2%	760	96	-77.3%	-87.4%	786	278	189.6%	-64.6%
Interim	1,156	1,572	36.0%	1,195	1,798	14.4%	50.5%	1,309	2,082	15.8%	59.1%
Temporary	2,918	2,514	-13.8%	3,244	1,260	-49.9%	-61.2%	3,404	1,486	17.9%	-56.3%
Domestic Violence Protective Order Hearings	6,284	5,575	-11.3%	6,857	3,806	-31.7%	-44.5%	7,324	5,019	31.9%	-31.5%

Source: Maryland District Court Headquarters Monthly Statistics.

*During Phase 1, the clerks' offices were closed resulting in all protective, peace and ERPOs being handled as interim hearings by commissioners. Interim orders remained in place until acted upon by the court or when the clerk's offices reopened on July 20, 2020. Prior to the pandemic, commissioners only heard interims when clerks' offices were not open.

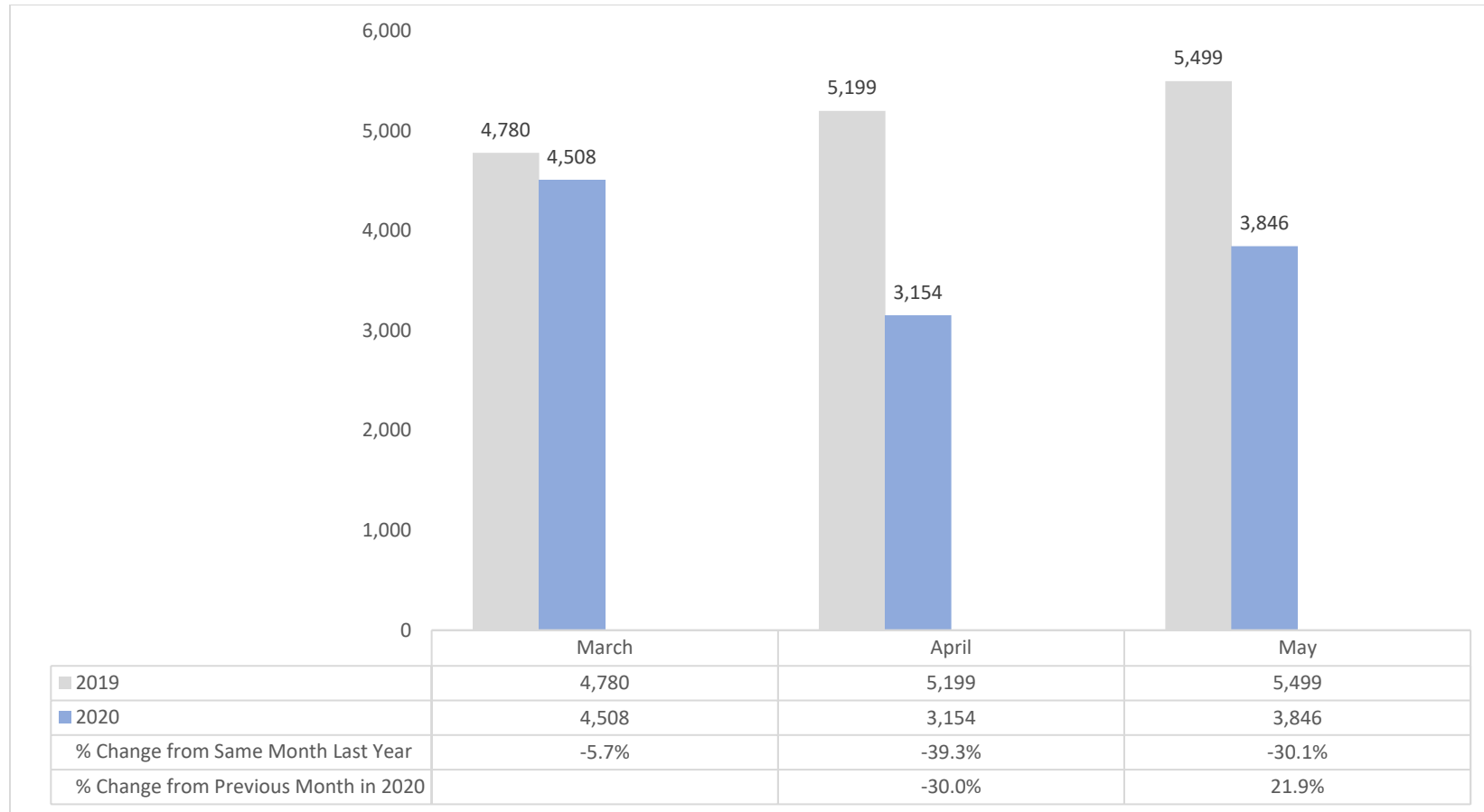
**Data reflects interim, temporary and final domestic violence protective orders denied, dismissed, and granted.

Figure 25: Monthly Total District Court Domestic Violence Original Case Filings, 2019 and 2020



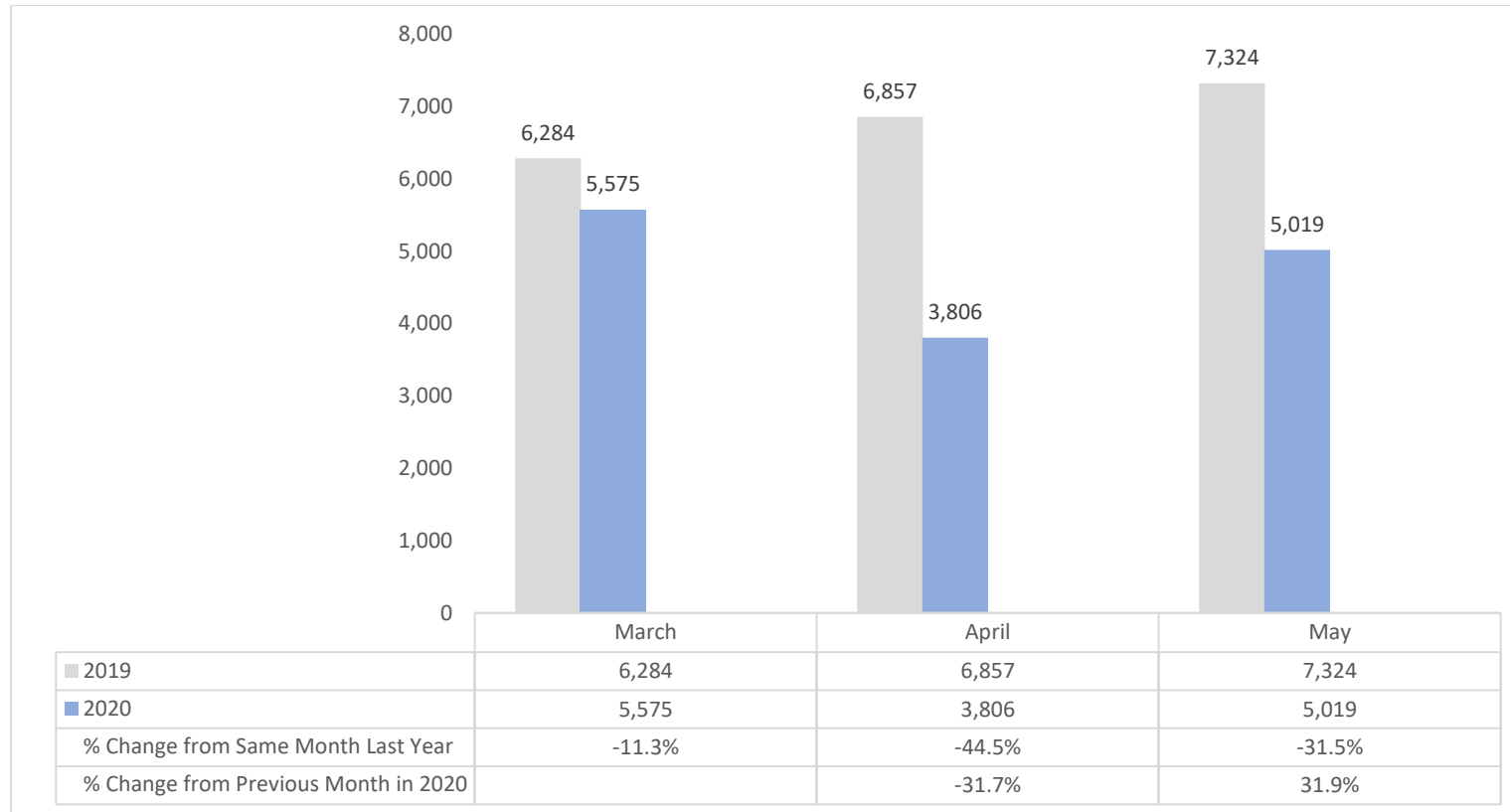
There were 6,647 District Court domestic violence cases filed from March 2020 to May 2020. Domestic violence cases filed declined 1.8% in March 2020 (2,341 domestic violence cases filed) compared to March 2019 (2,383 domestic violence cases filed). In April 2020, there were 2,010 domestic violence cases filed, a decrease of 20% from April 2019 and a decrease of 14% from March 2020. In May 2020, there were 2,296 domestic violence cases filed, a decrease of 18% from May 2019 and an increase of 14% from April 2020.

Figure 26: Monthly Total District Court Domestic Violence Protective Orders, 2019 and 2020



There were 11,508 District Court domestic violence protective orders from March 2020 to May 2020. Domestic violence protective orders declined 5.7% in March 2020 (4,508 domestic violence protective orders) compared to March 2019 (4,780 domestic violence protective orders). In April 2020, there were 3,154 domestic violence protective orders, a decrease of 39% from April 2019 and a decrease of 30% from March 2020. In May 2020, there were 3,846 domestic violence protective orders, a decrease of 30% from May 2019 and an increase of 22% from April 2020.

Figure 27: Monthly District Court Domestic Violence Protective Order Hearings Held/Concluded, 2019 and 2020



There were 14,400 District Court domestic violence hearings held from March 2020 to May 2020. Domestic violence hearings held declined 11.3% in March 2020 (5,575 domestic violence hearings held) compared to March 2019 (6,284 domestic violence hearings held). In April 2020, there were 3,806 domestic violence hearings held, a decrease of 44% from April 2019 and a decrease of 32% from March 2020. In May 2020, there were 5,019 domestic violence hearings held, a decrease of 31% from May 2019 and an increase of 32% from April 2020.

Extreme Risk Protective Orders (ERPO)

Table 19: District Court ERPO* Original Case Filings, ERPOs by Order Type**and Hearings Held/Concluded March - May 2019 and 2020

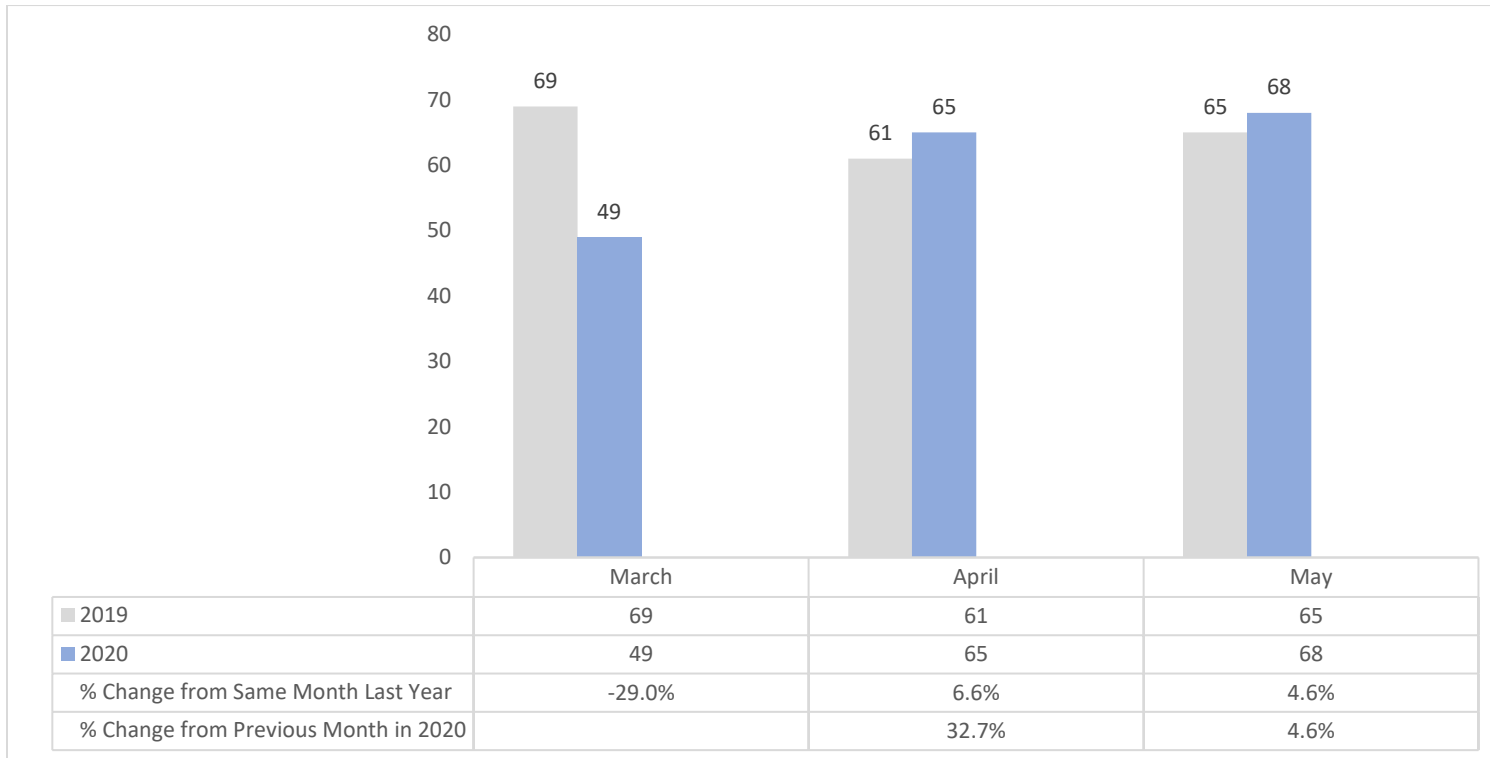
District Court ERPO Case Activity by Month and Year	March			April				May			
	2019	2020	Percent Change from Last Year: March 2019 & 2020	2019	2020	Percent Change from Previous Month: March & April 2020	Percent Change from Last Year: April 2019 & 2020	2019	2020	Percent Change from Previous Month: April & May 2020	Percent Change from Last Year: May 2019 & 2020
ERPO Cases Filed	69	49	-29.0%	61	65	32.7%	6.6%	65	68	4.6%	4.6%
ERPOs	144	85	-41.0%	134	98	15.3%	-26.9%	139	129	31.6%	-7.2%
Interim	46	34	-26.1%	33	62	82.4%	87.9%	40	64	3.2%	60.0%
Temporary	65	36	-44.6%	67	27	-25.0%	-59.7%	68	48	77.8%	-29.4%
Final	33	15	-54.5%	34	9	-40.0%	-73.5%	31	17	88.9%	-45.2%
ERPO Hearings	177	106	-40.1%	167	115	8.5%	-31.1%	173	151	31.3%	-12.7%

Source: Maryland District Court Headquarters Monthly Statistics.

* During Phase 1, the clerks’ offices were closed resulting in all protective, peace and ERPOs being handled as interim hearings by commissioners. Interim orders remained in place until acted upon by the court or when the clerk’s offices reopened on July 20, 2020. Prior to the pandemic, commissioners only heard interims when clerks’ offices were not open.

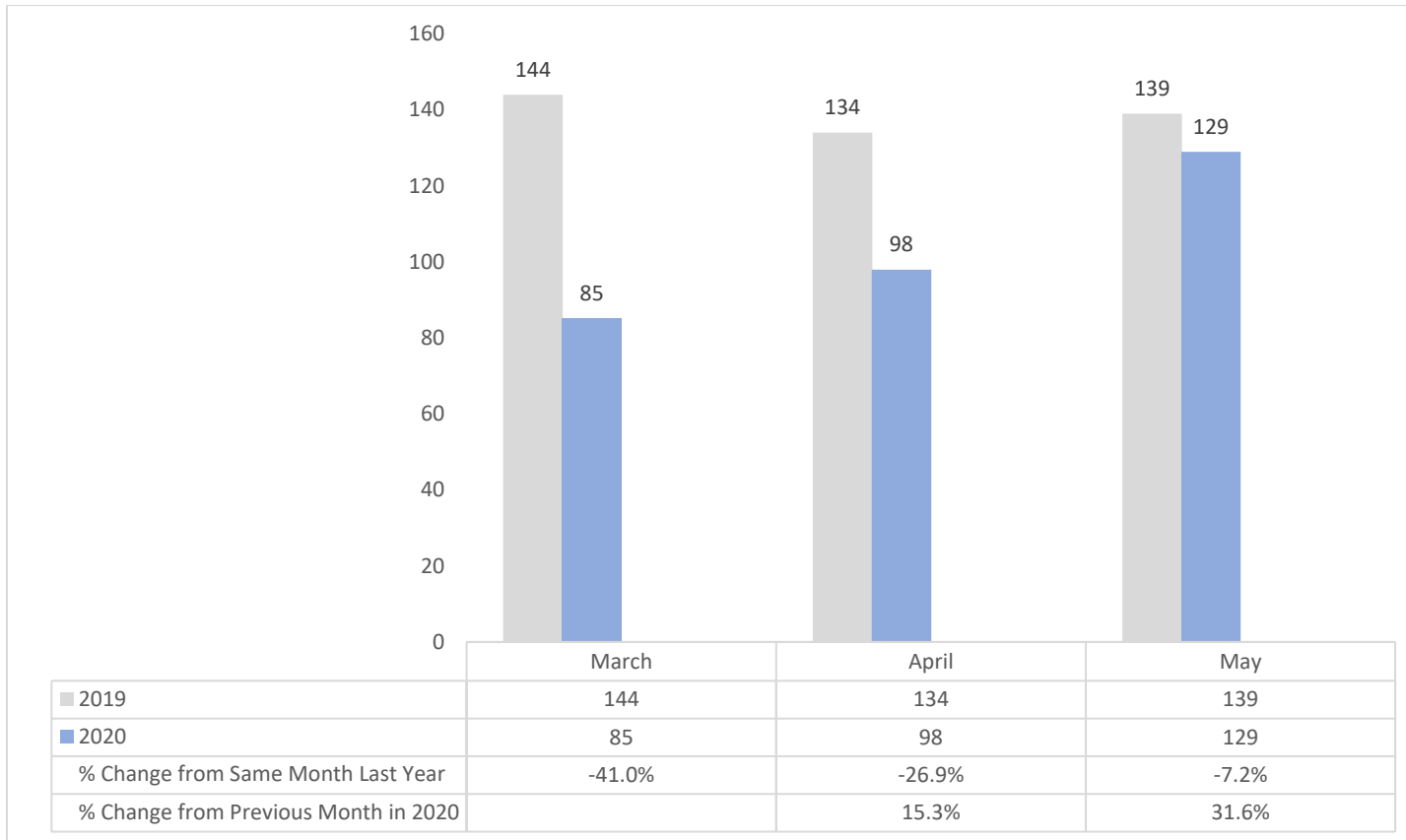
**Data reflects interim, temporary and final extreme risk protective orders denied, dismissed, and granted.

Figure 28: Monthly District Court ERPO Original Case Filings, 2019 and 2020



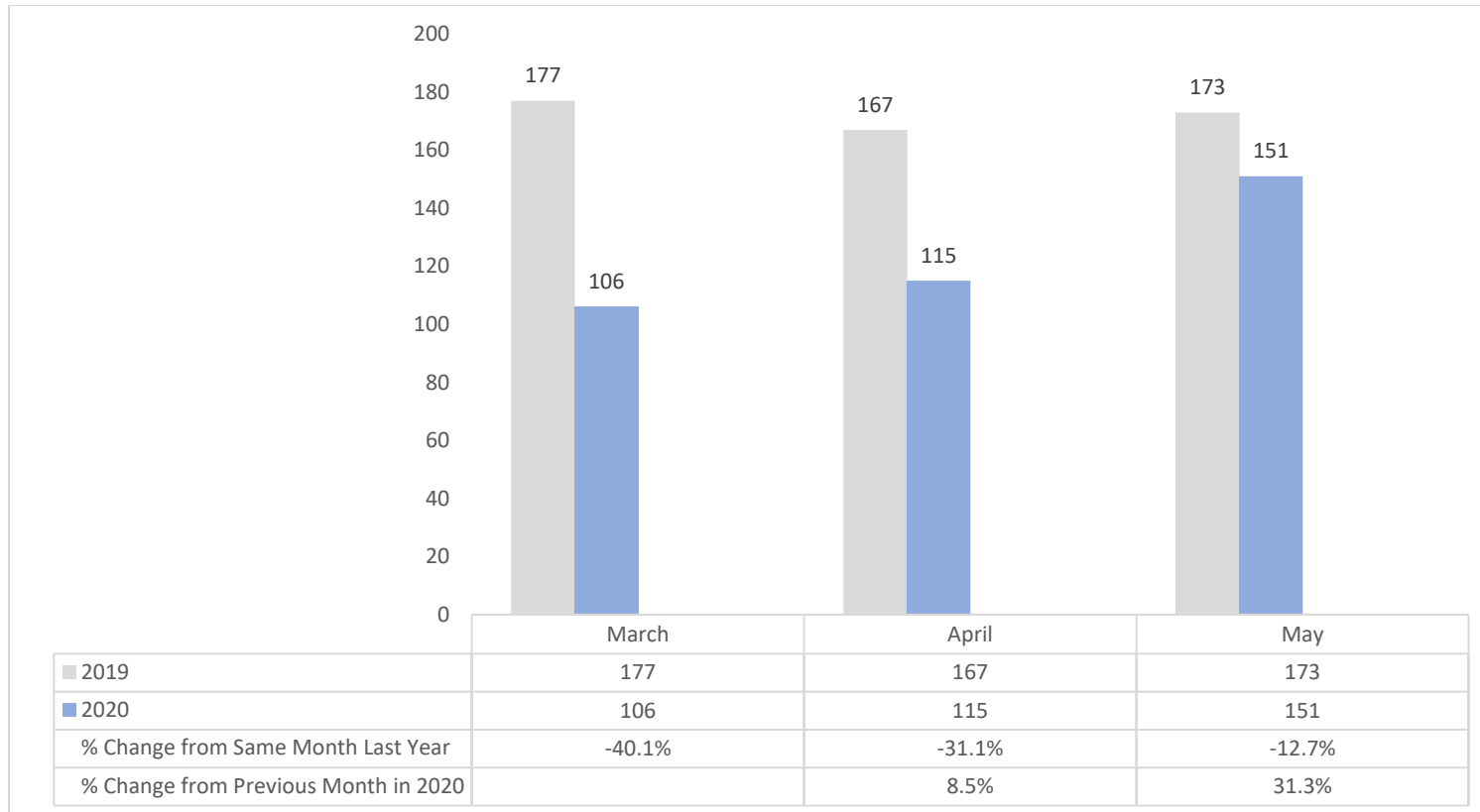
There were 182 District Court ERPO cases filed from March 2020 to May 2020. ERPO cases filed decreased 29% in March 2020 (49 ERPO cases filed) compared to March 2019 (69 ERPO cases filed). In April 2020, there were 65 ERPO cases filed, an increase of 7% from April 2019 and an increase of 33% from March 2020. In May 2020, there were 68 ERPO cases filed, an increase of 5% from May 2019 and an increase of 5% from April 2020.

Figure 29: Monthly Total District Court ERPOs, 2019 and 2020



District Court ERPOs declined 41% in March 2020 (85 ERPOs) compared to March 2019 (144 ERPOs). In April 2020, there were 98 ERPOs, a decrease of 27% from April 2019 and an increase of 15% from March 2020. In May 2020, there were 129 ERPOs, a decrease of 7% from May 2019 and an increase of 32% from April 2020.

Figure 30: Monthly District Court ERPO Hearings Held/Concluded, 2019 and 2020



There were 372 District Court ERPO hearings held from March 2020 to May 2020. ERPO hearings held declined 40.1% in March 2020 (106 ERPO hearings held) compared to March 2019 (177 ERPO hearings held). In April 2020, there were 115 ERPO hearings held, a decrease of 31% from April 2019 and an increase of 8% from March 2020. In May 2020, there were 151 ERPO hearings held, a decrease of 13% from May 2019 and an increase of 31% from April 2020.

Peace Orders

Table 20: District Court Peace Order Original Case Filings, Peace Orders by Order Type** and Hearings Held/Concluded March-May 2019 and 2020*

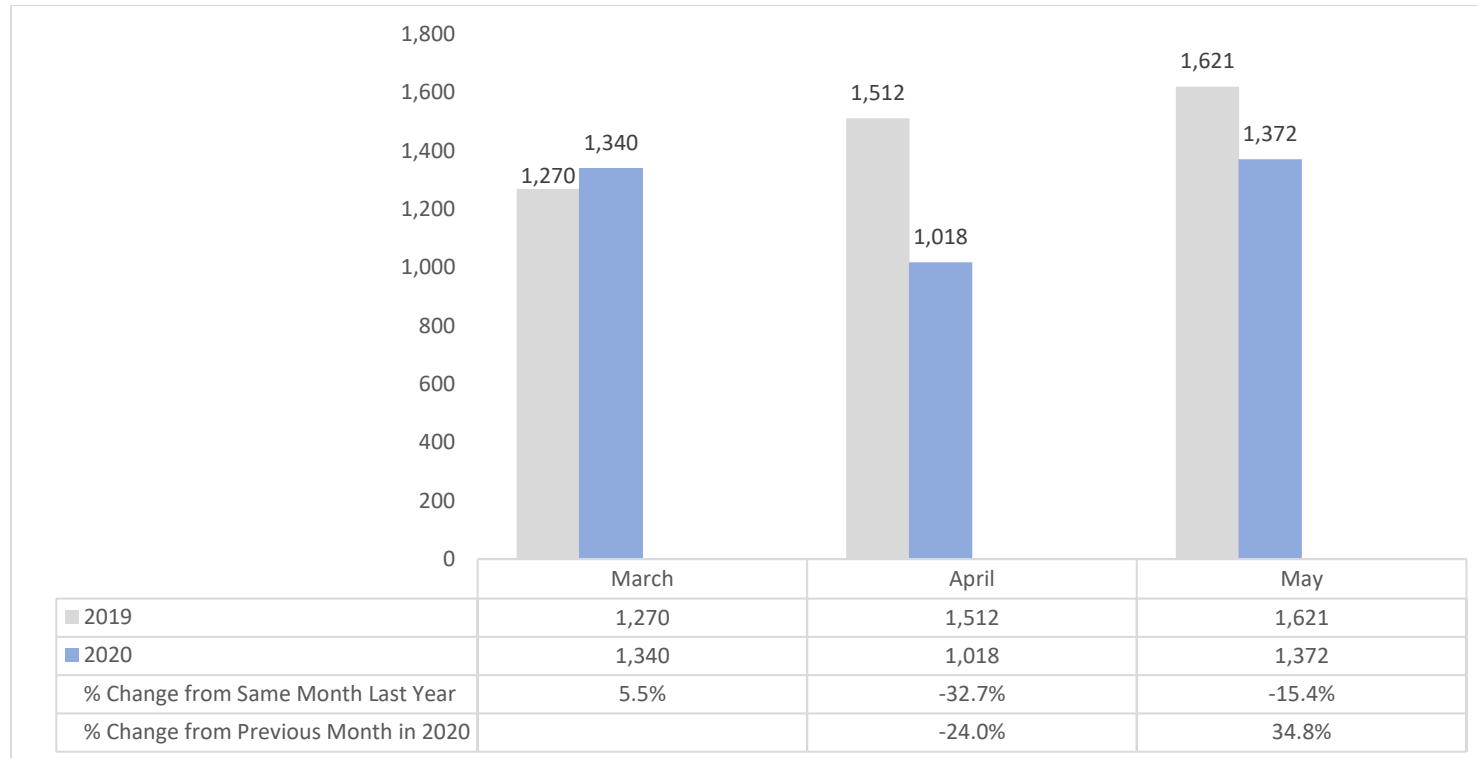
District Court Peace Orders, Peace Order Hearings and Cases Filed by Month and Year	March			April				May			
	2019	2020	Percent Change from Last Year: March 2019 & 2020	2019	2020	Percent Change from Previous Month: March & April 2020	Percent Change from Last Year: April 2019 & 2020	2019	2020	Percent Change from Previous Month: April & May 2020	Percent Change from Last Year: May 2019 & 2020
Peace Order Cases Filed	1,270	1,340	5.5%	1,512	1,018	-24.0%	-32.7%	1,621	1,372	34.8%	-15.4%
Peace Orders	2,100	1,957	-6.8%	2,411	1,306	-33.3%	-45.8%	2,669	1,944	48.9%	-27.2%
Final	363	268	-26.2%	512	22	-91.8%	-95.7%	518	133	504.5%	-74.3%
Interim	513	776	51.3%	512	863	11.2%	68.6%	615	1,188	37.7%	93.2%
Temporary	1,224	913	-25.4%	1,387	421	-53.9%	-69.6%	1,536	623	48.0%	-59.4%
Peace Order Hearings	3,020	2,601	-13.9%	3,398	1,571	-39.6%	-53.8%	3,771	2,472	57.4%	-34.4%

Source: Maryland District Court Headquarters Monthly Statistics.

* During Phase 1, the clerks’ offices were closed resulting in all protective, peace and ERPOs being handled as interim hearings by commissioners. Interim orders remained in place until acted upon by the court or when the clerk’s offices reopened on July 20, 2020. Prior to the pandemic, commissioners only heard interims when clerks’ offices were not open.

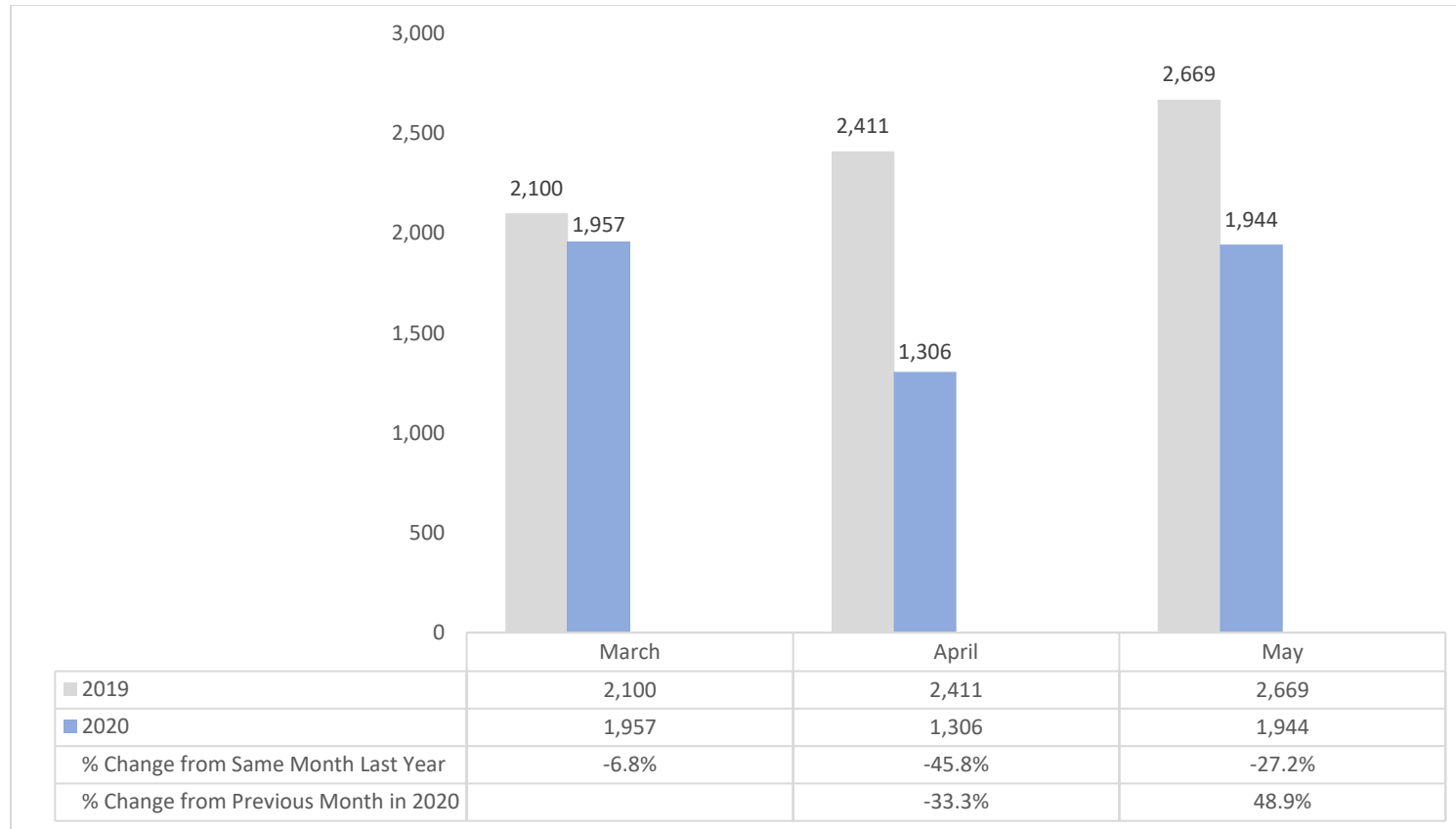
**Data reflects interim, temporary and final peace orders denied, dismissed, and granted.

Figure 31: Monthly District Court Peace Order Original Case Filings, 2019 and 2020



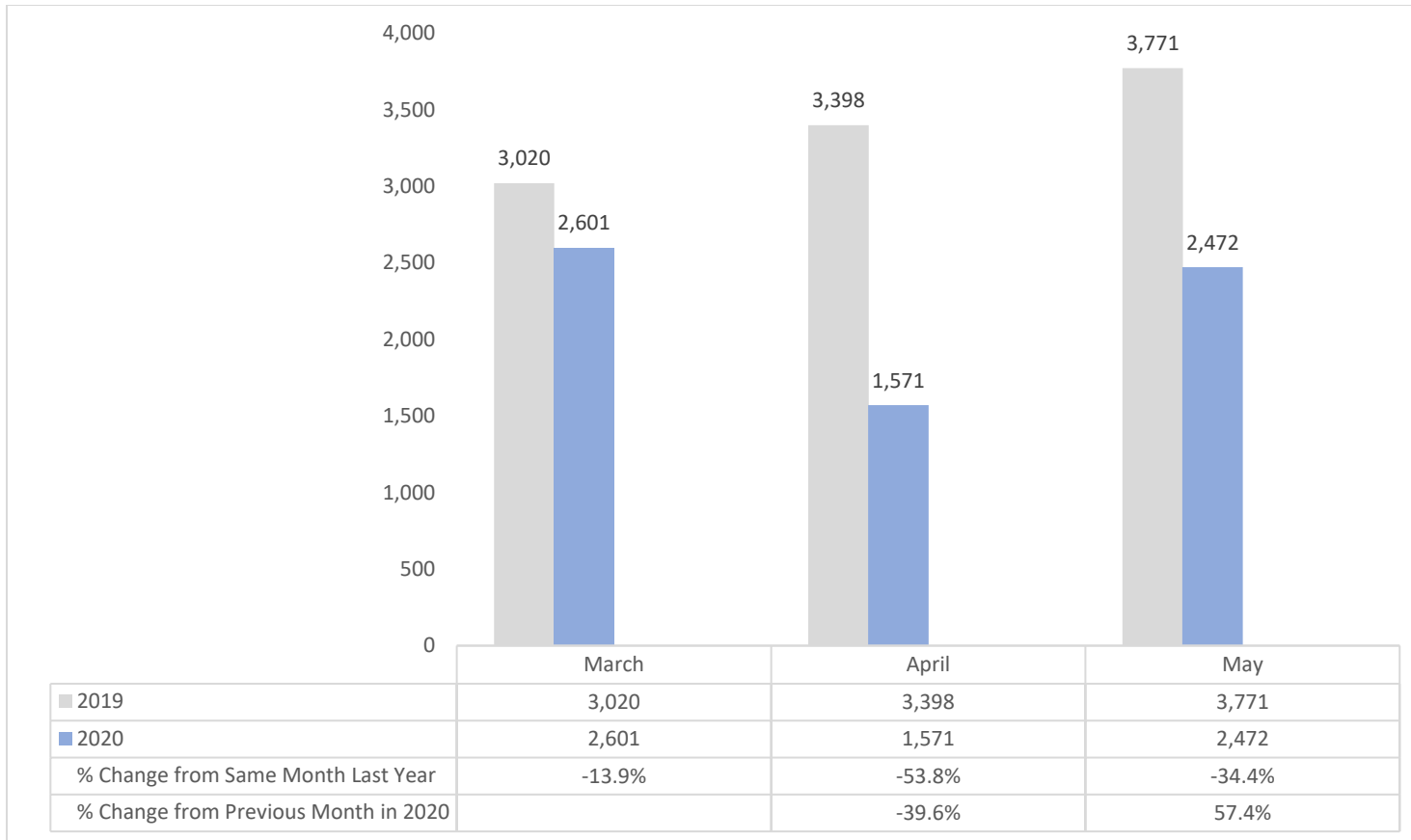
There were 3,730 District Court peace order cases filed from March 2020 to May 2020. Peace order cases filed increased 5.5% in March 2020 (1,340 peace order cases filed) compared to March 2019 (1,270 peace order cases filed). In April 2020, there were 1,018 peace order cases filed, a decrease of 33% from April 2019 and a decrease of 24% from March 2020. In May 2020, there were 1,372 peace order cases filed, a decrease of 15% from May 2019 and an increase of 35% from April 2020.

Figure 32: Monthly Total District Court Peace Orders, 2019 and 2020



There were 5,207 District Court peace orders from March 2020 to May 2020. Peace orders declined 6.8% in March 2020 (1,957 peace orders) compared to March 2019 (2,100 peace orders). In April 2020, there were 1,306 peace orders, a decrease of 46% from April 2019 and a decrease of 33% from March 2020. In May 2020, there were 1,944 peace orders, a decrease of 27% from May 2019 and an increase of 49% from April 2020.

Figure 33: Monthly District Court Peace Order Hearings Held/Concluded, 2019 and 2020



There were 6,644 District Court peace order hearings held from March 2020 to May 2020. Peace order hearings held declined 13.9% in March 2020 (2,601 peace order hearings held) compared to March 2019 (3,020 peace order hearings held). In April 2020, there were 1,571 peace order hearings held, a decrease of 54% from April 2019 and a decrease of 40% from March 2020. In May 2020, there were 2,472 peace order hearings held, a decrease of 34% from May 2019 and an increase of 57% from April 2020.

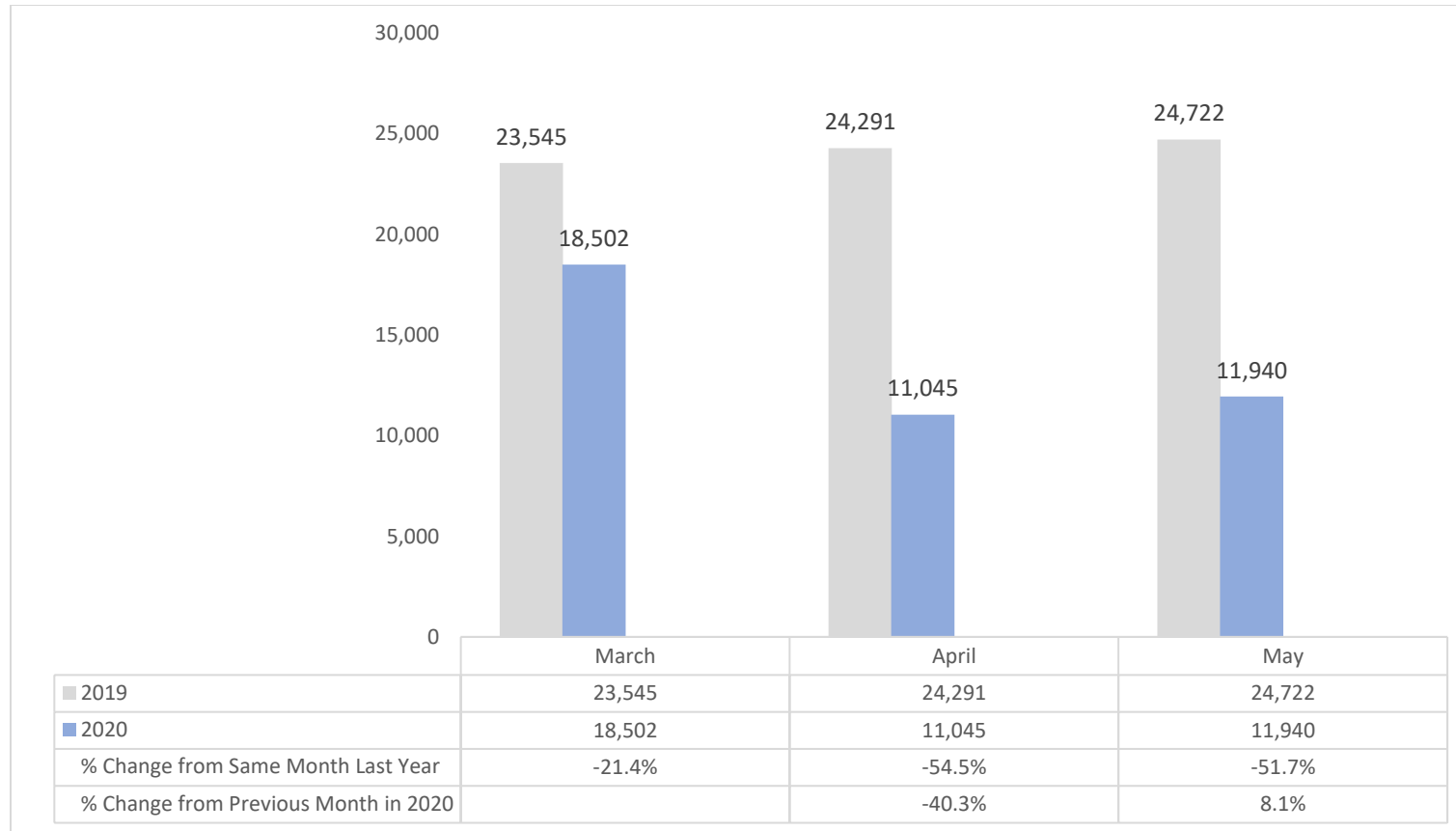
District Court – Civil Case Activity

Table 21: District Court Original Civil Case Filings and Hearings Held/Concluded March - May 2019 and 2020

District Court Civil Case Activity	March			April			May			Percent Change from Previous Month: April & May 2020	Percent Change from Last Year: May 2019 & 2020
	2019	2020	Percent Change from Last Year: March 2019 & 2020	2019	2020	Percent Change from Previous Month: March & April 2020	Percent Change from Last Year: April 2019 & 2020	2019	2020		
Total Original Civil Filings	23,545	18,502	-21.4%	24,291	11,045	-40.3%	-54.5%	24,722	11,940	8.1%	-51.7%
Total Civil Hearings	13,889	10,479	-24.6%	15,067	5,712	-45.5%	-62.1%	15,559	7,783	36.3%	-50.0%
Highlight - Emergency Evaluations Filed	334	268	-19.8%	338	234	-12.7%	-30.8%	320	334	42.7%	4.4%
Highlight - Emergency Evaluations Granted	282	230	-18.4%	266	198	-13.9%	-25.6%	262	264	33.3%	0.8%

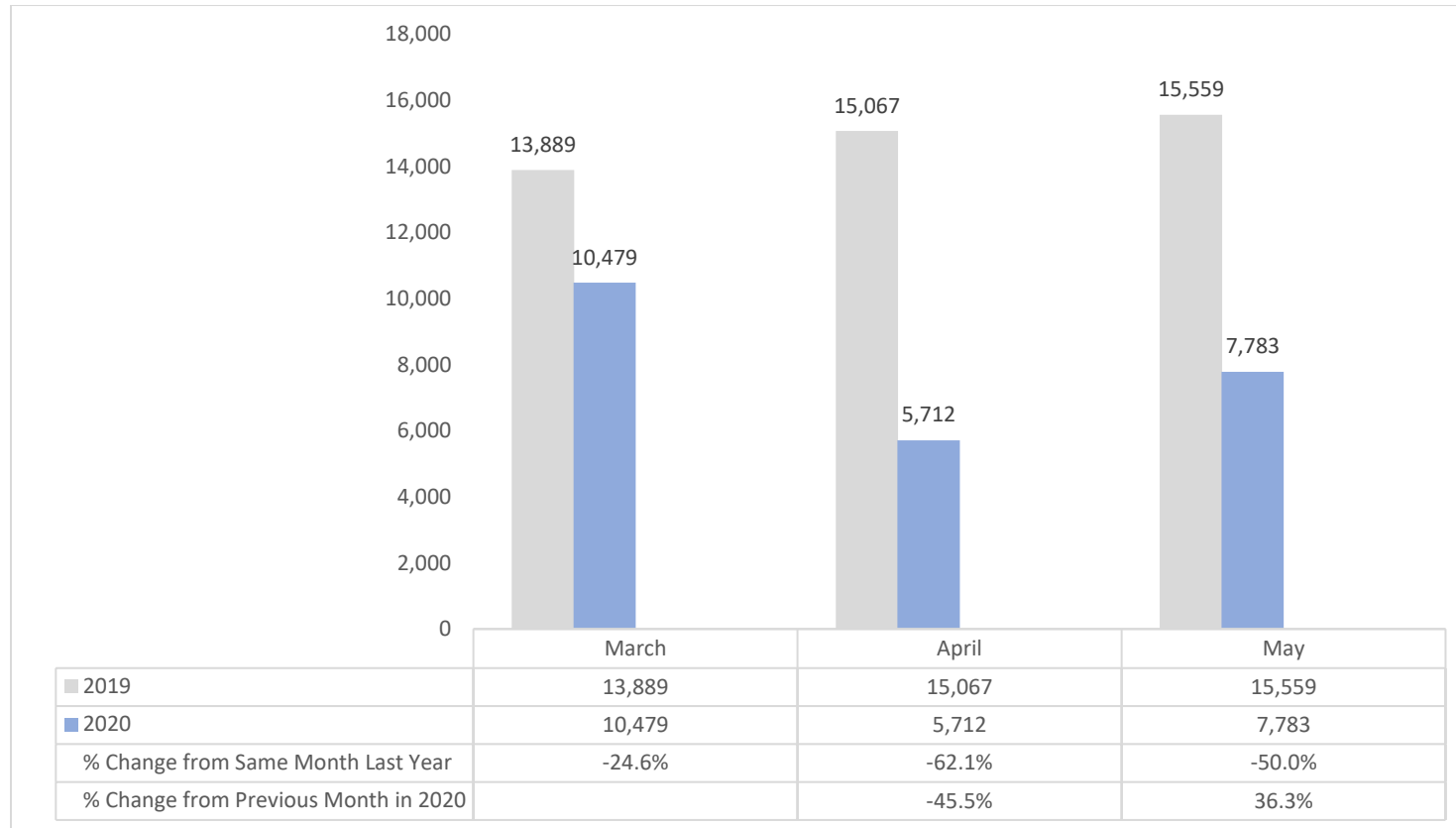
Note: Civil filings include civil cases and citations, domestic violence, peace order, ERPO, aids of execution, municipal infractions, emergency evaluations, forfeiture of contraband and injunctions filed.

Figure 34: District Court Civil Case Filings, March-May 2019 and 2020



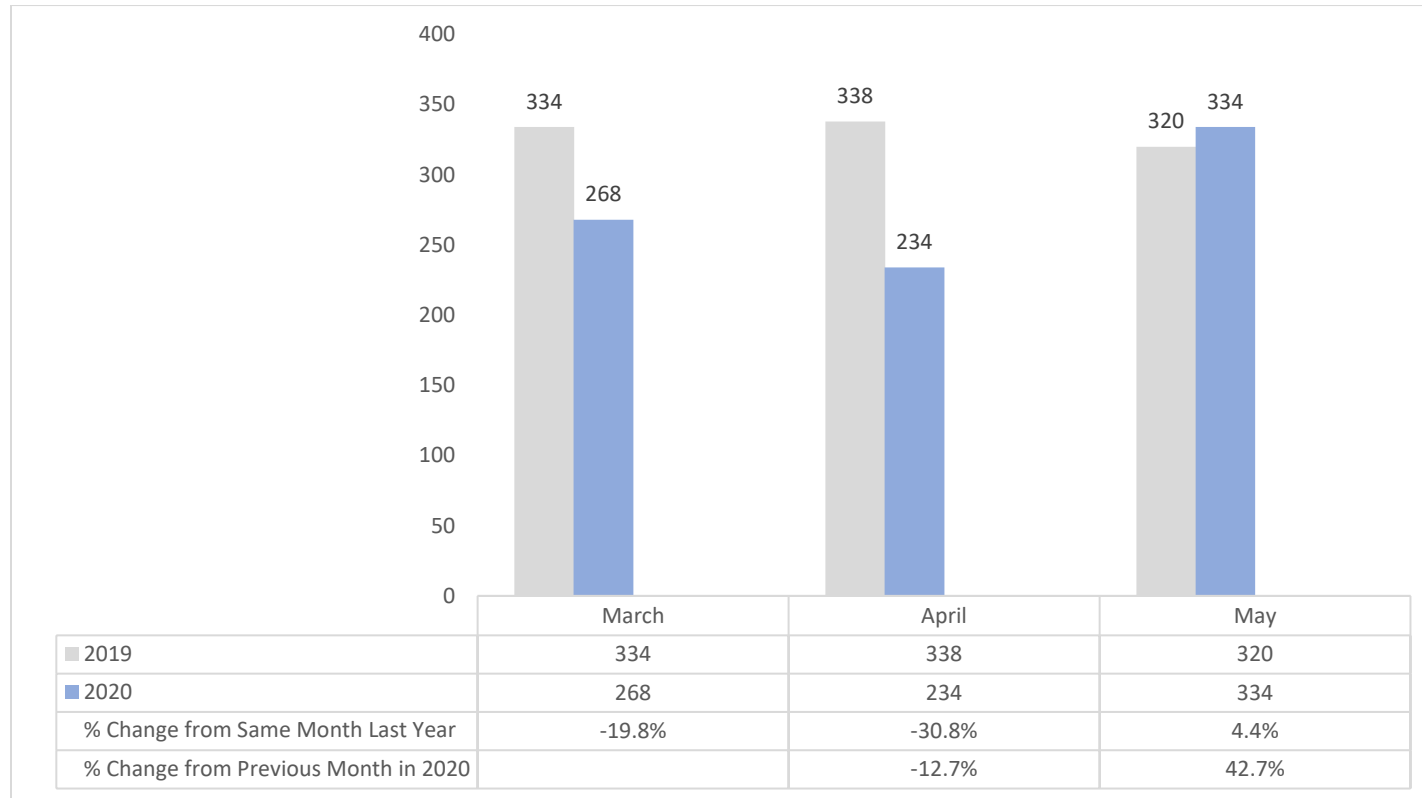
There were 41,487 Civil Case Filings from March 2020 to May 2020. Civil case filings declined 21.4% in March 2020 (18,502 civil case filings) compared to March 2019 (23,545 civil case filings). In April 2020, there were 11,045 civil case filings, a decrease of 54.5% from April 2019 and a decrease of 40.3% from March 2020. In May 2020, there were 11,940 civil case filings, a decrease of 51.7% from May 2019 and an increase of 8.1% from April 2020.

Figure 35: District Court Civil Hearings Held/Concluded March-May 2019 and 2020



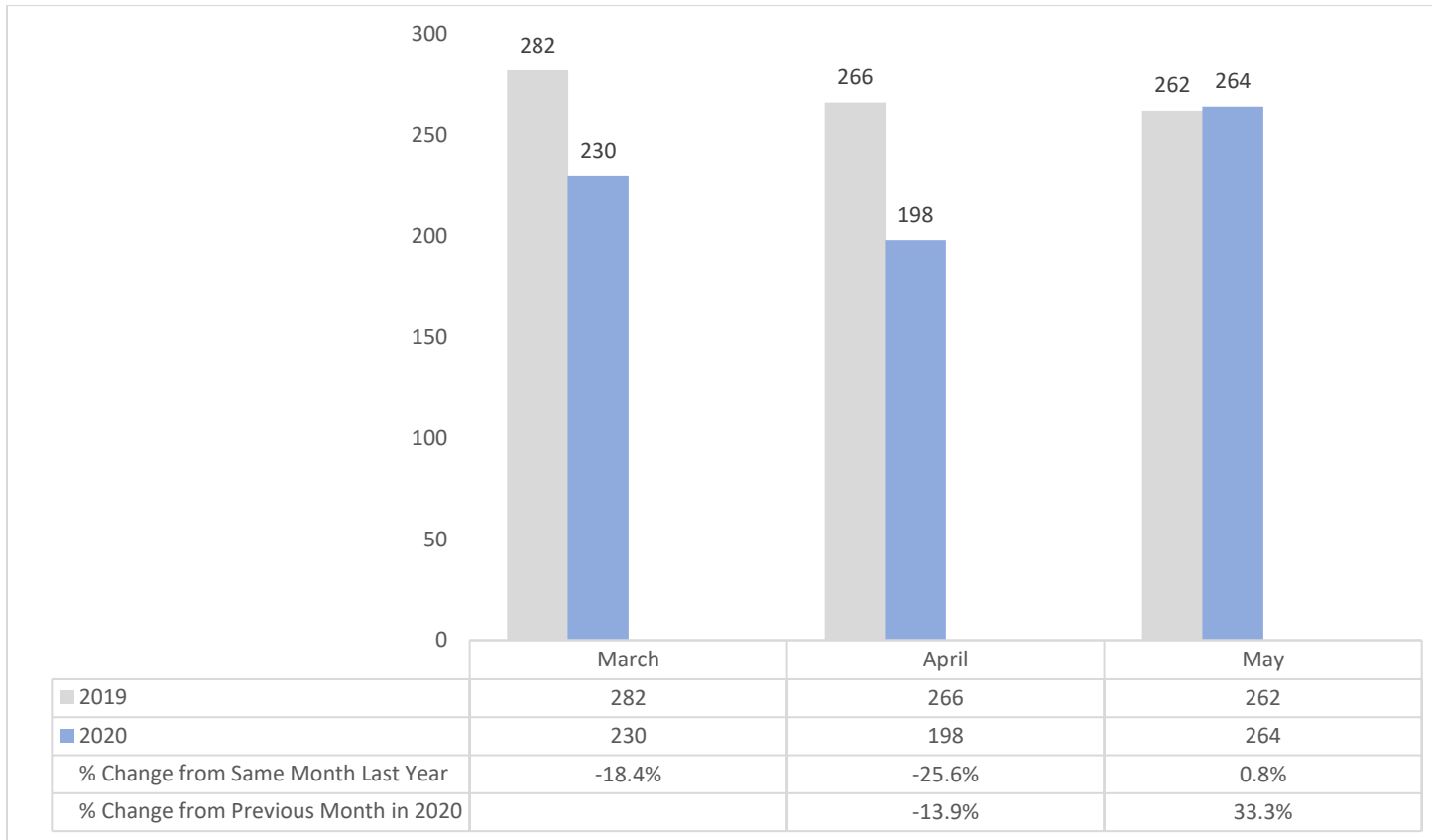
There were 23,974 Total Civil Hearings from March 2020 to May 2020. Total civil hearings declined 24.6% in March 2020 (10,479 total civil hearings) compared to March 2019 (13,889 total civil hearings). In April 2020, there were 5,712 total civil hearings, a decrease of 62.1% from April 2019 and a decrease of 45.5% from March 2020. In May 2020, there were 7,783 total civil hearings, a decrease of 50.0% from May 2019 and an increase of 36.3% from April 2020.

Figure 36: District Court Emergency Evaluations Filed, March-May 2019 and 2020



There were 836 Emergency Evaluations Filed from March 2020 to May 2020. Emergency evaluations filed declined 19.8% in March 2020 (268 emergency evaluations filed) compared to March 2019 (334 emergency evaluations filed). In April 2020, there were 234 emergency evaluations filed, a decrease of 30.8% from April 2019 and a decrease of 12.7% from March 2020. In May 2020, there were 334 emergency evaluations filed, an increase of 4.4% from May 2019 and an increase of 42.7% from April 2020.

Figure 37: District Court Emergency Evaluations Granted



There were 692 Emergency Evaluations Granted from March 2020 to May 2020. Emergency evaluations granted declined 18.4% in March 2020 (230 emergency evaluations granted) compared to March 2019 (282 emergency evaluations granted). In April 2020, there were 198 emergency evaluations granted, a decrease of 25.6% from April 2019 and a decrease of 13.9% from March 2020. In May 2020, there were 264 emergency evaluations granted, an increase of 0.8% from May 2019 and an increase of 33.3% from April 2020.

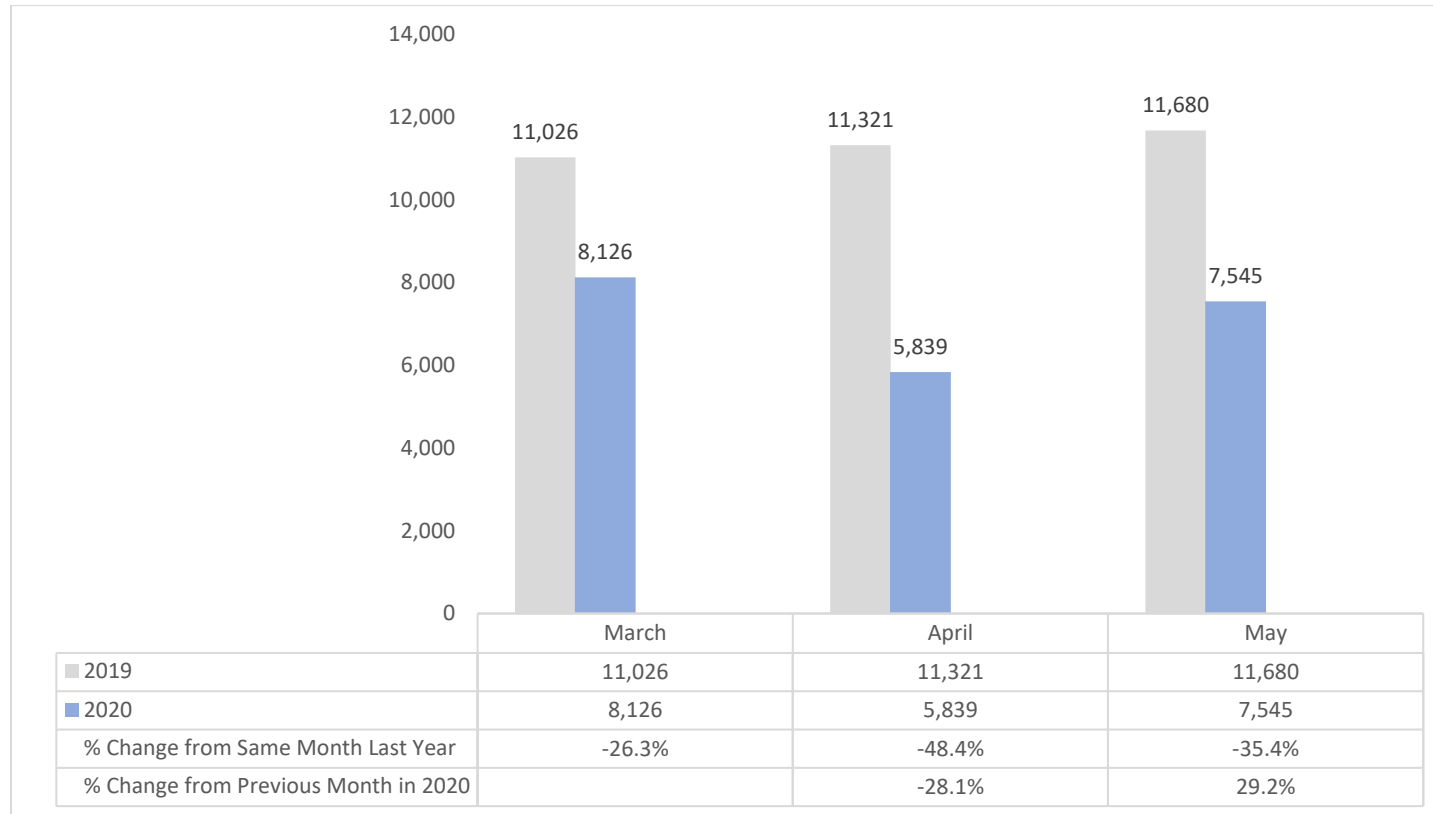
District Court Criminal Case Activity

Table 22: District Court Original Criminal Case Filings, Hearings Held/Concluded, Pleas and Dispositions March-May 2019 and 2020

District Court Criminal Case Activity	March			April				May			
	2019	2020	Percent Change from Last Year: March 2019 & 2020	2019	2020	Percent Change from Previous Month: March & April 2020	Percent Change from Last Year: April 2019 & 2020	2019	2020	Percent Change from Previous Month: April & May 2020	Percent Change from Last Year: May 2019 & 2020
Total Original Criminal Filings	11,026	8,126	-26.3%	11,321	5,839	-28.1%	-48.4%	11,680	7,545	29.20%	-35.40%
Criminal Pleas	17,536	9,067	-48.3%	17,534	1,844	-79.7%	-89.5%	17,297	2,193	18.90%	-87.30%
Total Criminal Hearings	26,570	19,235	-27.6%	27,602	9,206	-52.1%	-66.6%	26,018	11,106	20.6%	-57.3%
Highlight - Bail Review Hearings	3,651	3,855	5.6%	3,764	2,832	-26.5%	-24.8%	3,925	3,049	7.7%	-22.3%
All Other Criminal Hearings	22,919	15,380	-32.9%	23,838	6,374	-58.6%	-73.3%	22,093	8,057	26.4%	-63.5%
Total Dispositions	13,155	6,394	-51.4%	13,046	1,186	-81.5%	-90.9%	12,332	1,390	17.2%	-88.7%
Trial Dispositions	3,466	1,578	-54.5%	3,503	164	-89.6%	-95.3%	3,151	169	3.0%	-94.6%
Non-Trial Dispositions	9,689	4,816	-50.3%	9,543	1,022	-78.8%	-89.3%	9,144	1,221	19.5%	-86.6%

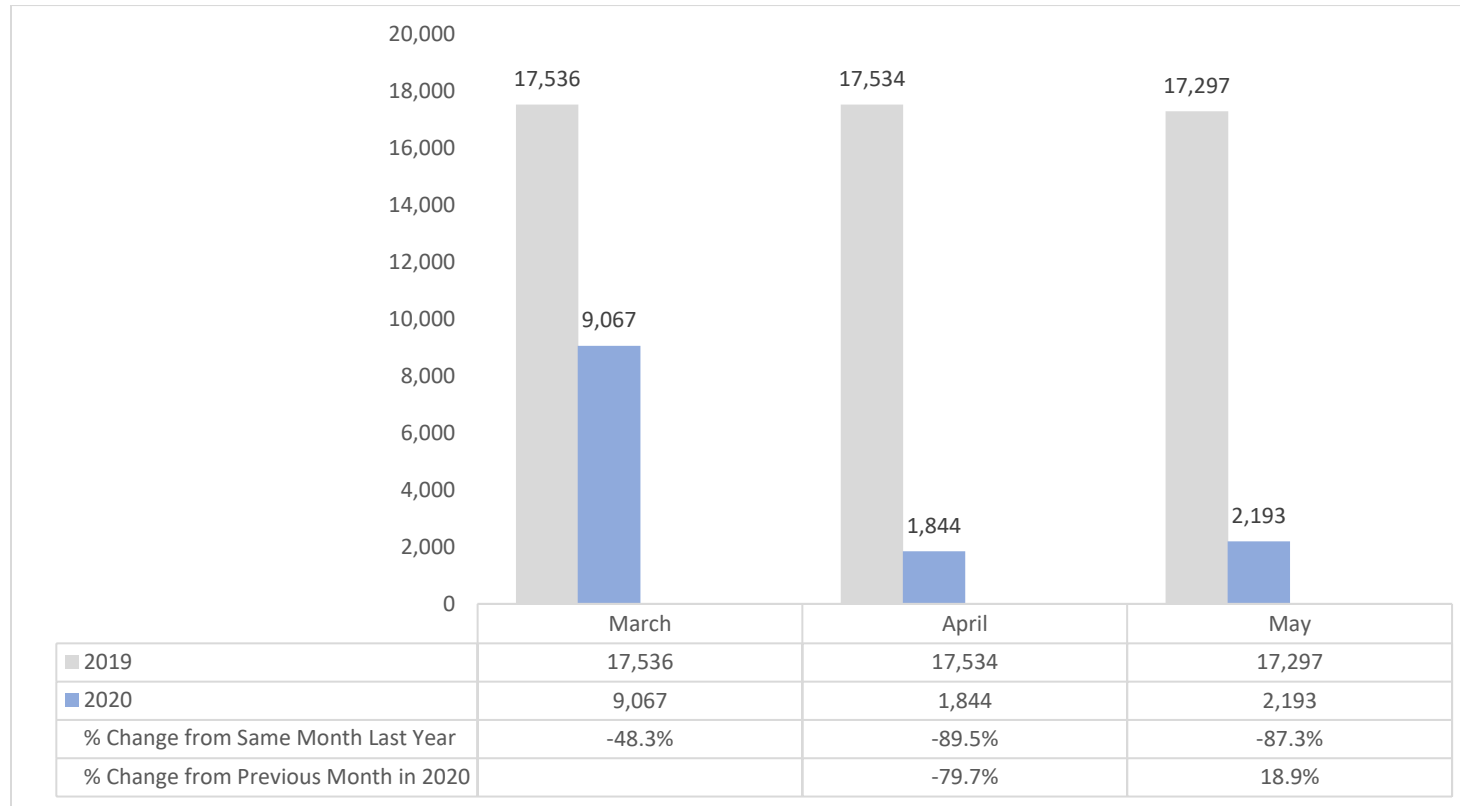
Note: Total criminal case filings include criminal cases filed and fugitive warrants. Criminal Hearings do not include motor vehicle violation hearings.

Figure 38: District Court Criminal Case Filed, March-May 2019 and 2020



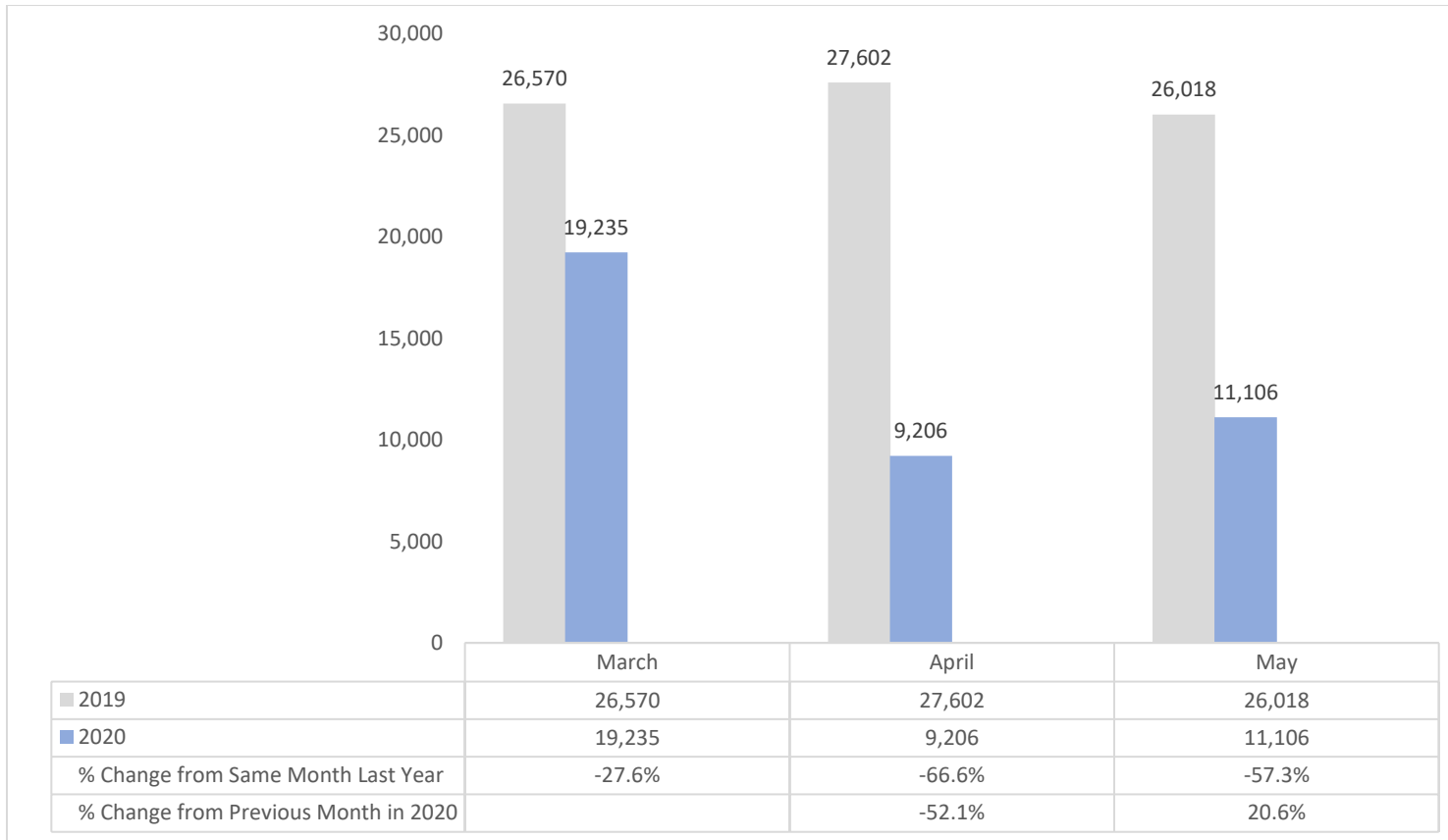
There were 21,510 Criminal Case Filings from March 2020 to May 2020. Criminal case filings declined 26.3% in March 2020 (8,126 criminal case filings) compared to March 2019 (11,026 criminal case filings). In April 2020, there were 5,839 criminal case filings, a decrease of 48.4% from April 2019 and a decrease of 28.1% from March 2020. In May 2020, there were 7,545 criminal case filings, a decrease of 35.4% from May 2019 and an increase of 29.2% from April 2020.

Figure 39: District Court Criminal Pleas, March-May 2019 and 2020



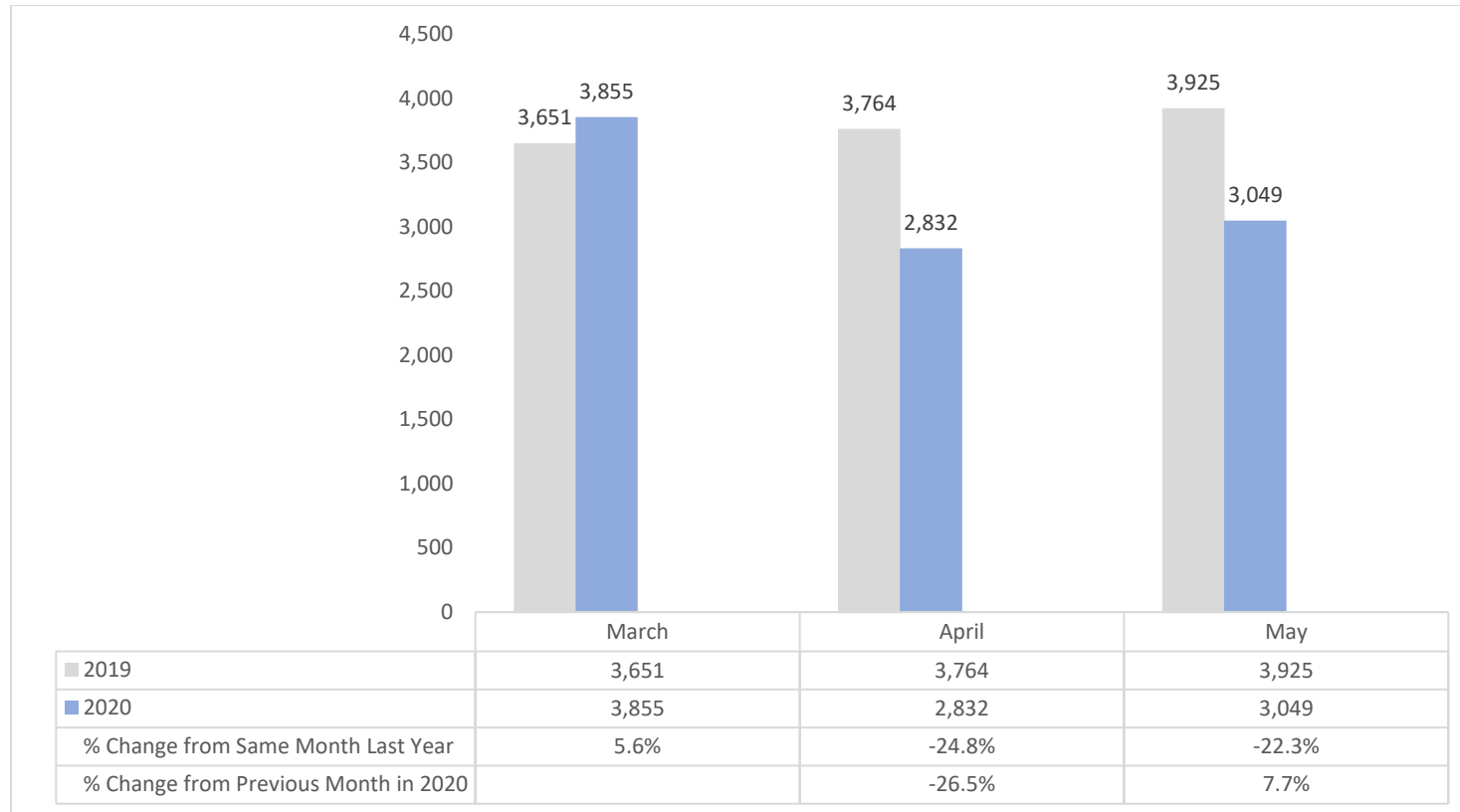
There were 13,104 Criminal Pleas from March 2020 to May 2020. Criminal pleas declined 48.3% in March 2020 (9,067 criminal pleas) compared to March 2019 (17,536 criminal pleas). In April 2020, there were 1,844 criminal pleas, a decrease of 89.5% from April 2019 and a decrease of 79.7% from March 2020. In May 2020, there were 2,193 criminal pleas, a decrease of 87.3% from May 2019 and an increase of 18.9% from April 2020.

Figure 40: District Court Criminal Hearings Held/Concluded



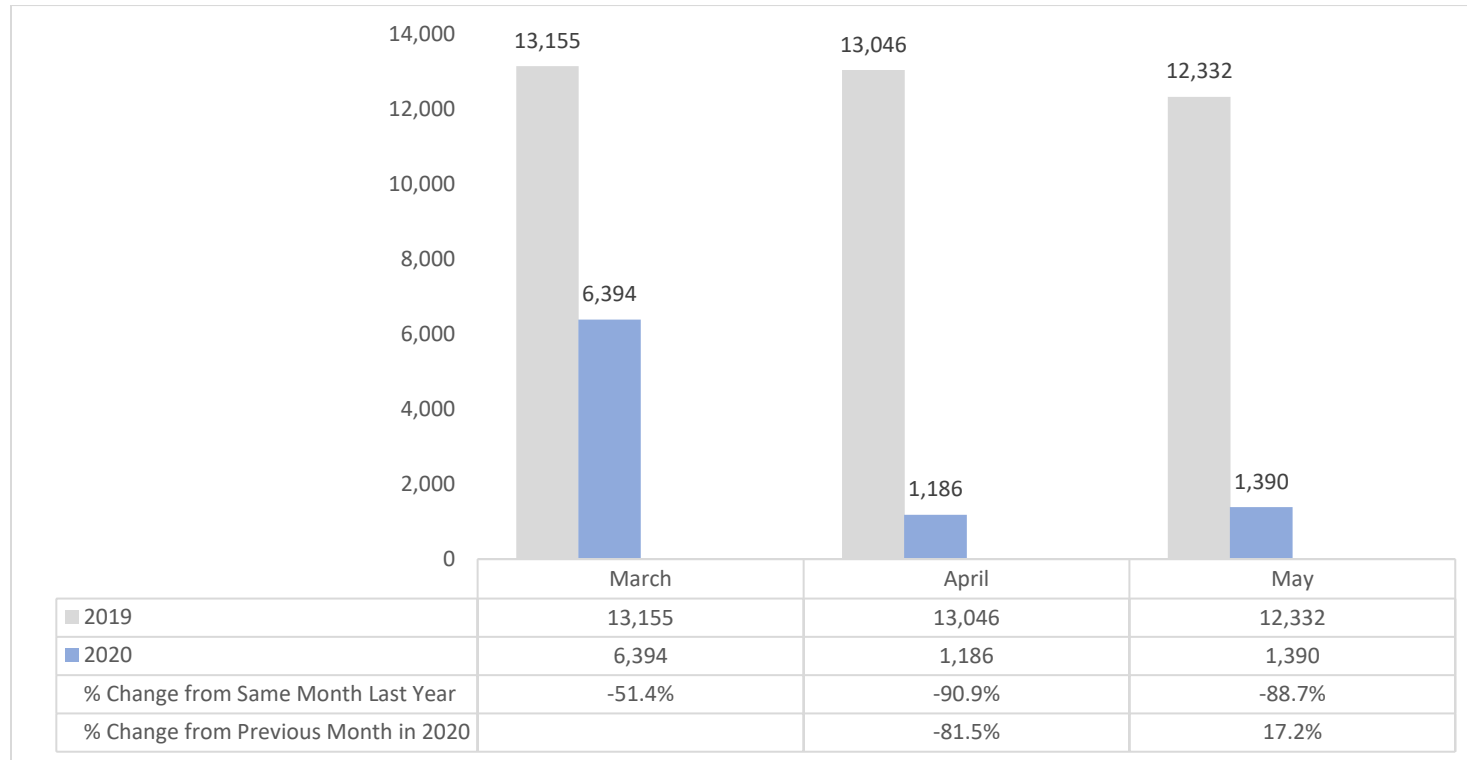
There were 39,547 Total Criminal Hearings from March 2020 to May 2020. Total criminal hearings declined 27.6% in March 2020 (19,235 total criminal hearings) compared to March 2019 (26,570 total criminal hearings). In April 2020, there were 9,206 total criminal hearings, a decrease of 66.6% from April 2019 and a decrease of 52.1% from March 2020. In May 2020, there were 11,106 total criminal hearings, a decrease of 57.3% from May 2019 and an increase of 20.6% from April 2020.

Figure 41: District Court Criminal Bail Review Hearings March-May 2019 and 2020



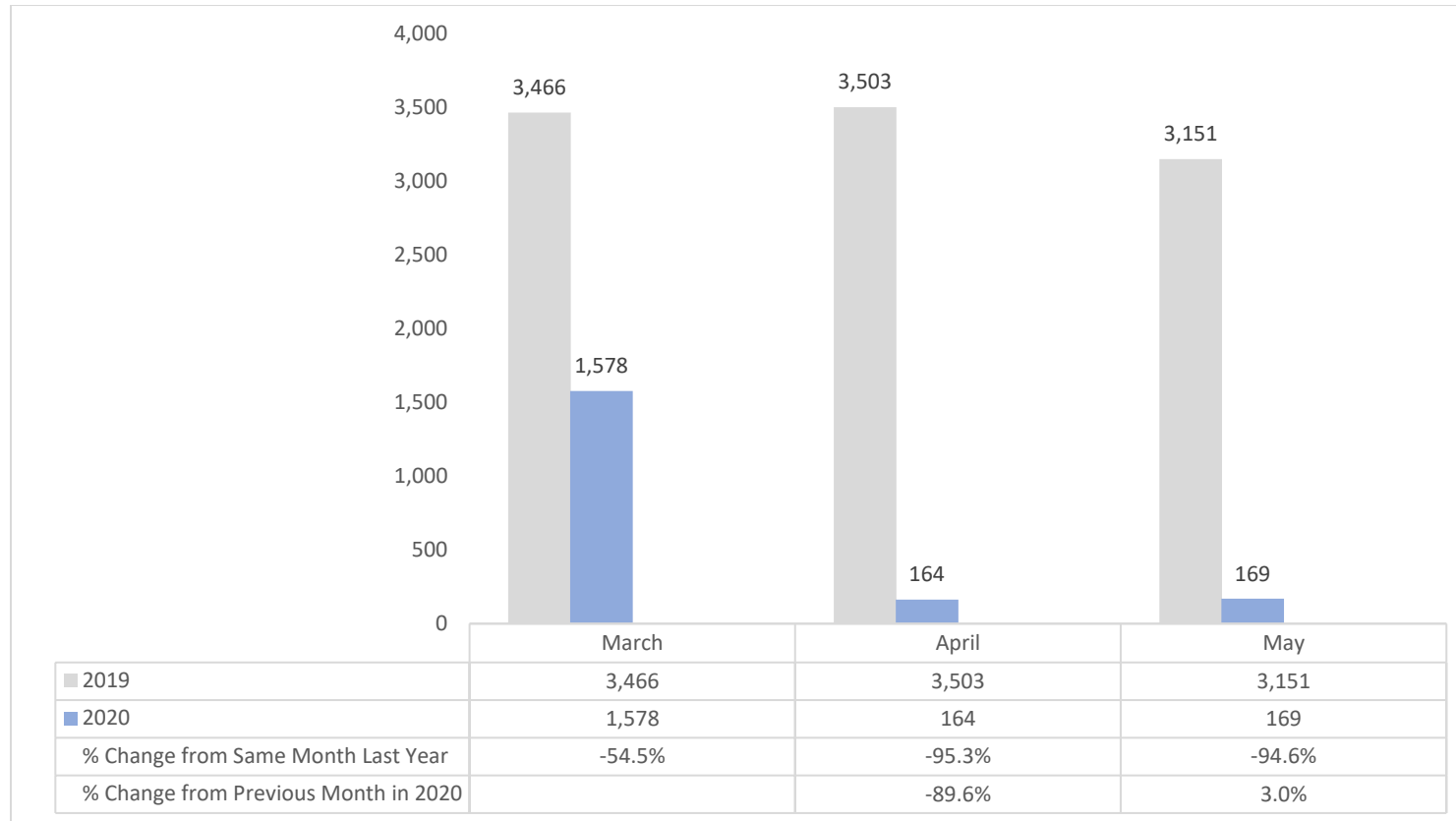
There were 9,736 Total Bail Review Hearings from March 2020 to May 2020. Total bail review hearings increased 5.6% in March 2020 (3,855 total bail review hearings) compared to March 2019 (3,651 total bail review hearings). In April 2020, there were 2,832 total bail review hearings, a decrease of 24.8% from April 2019 and a decrease of 26.5% from March 2020. In May 2020, there were 3,049 total bail review hearings, a decrease of 22.3% from May 2019 and an increase of 7.7% from April 2020.

Figure 42: District Court Total Criminal Dispositions, March -May 2019 and 2020



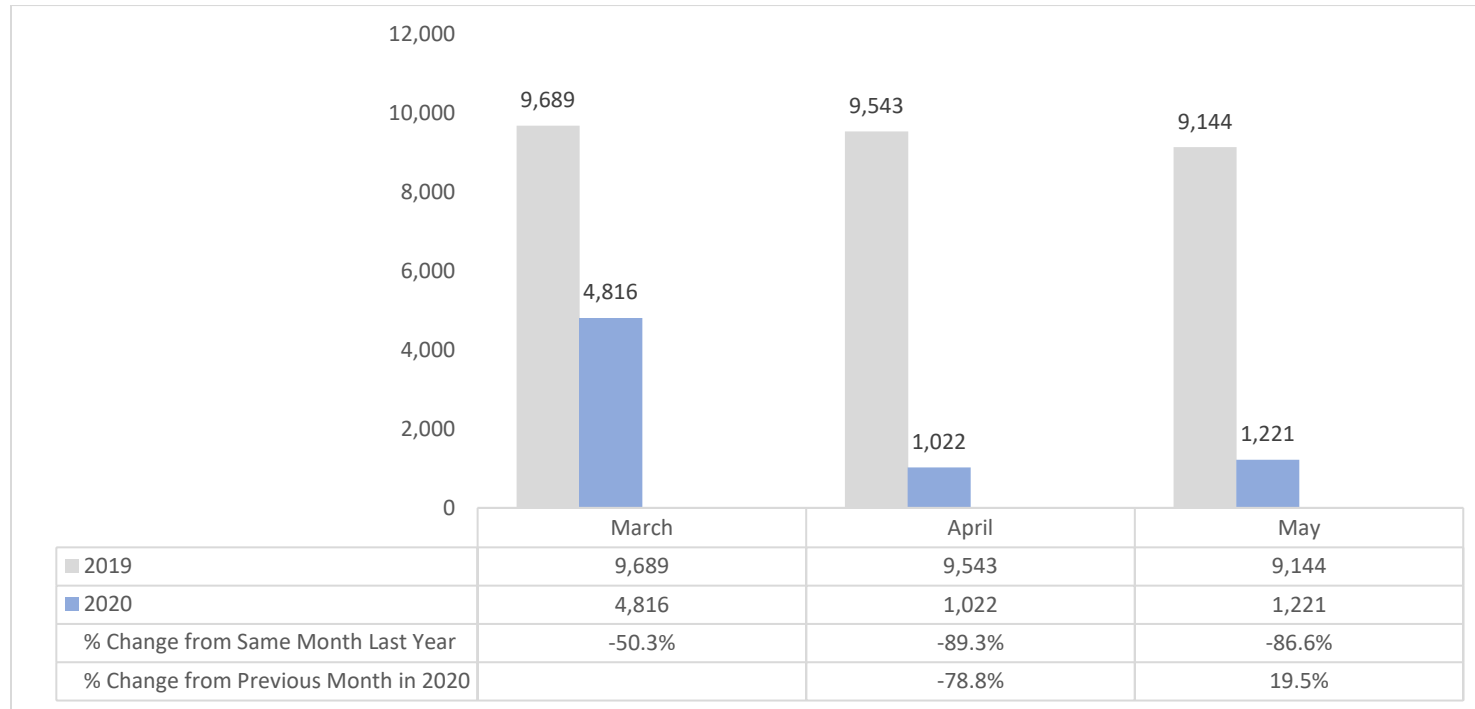
There were 8,970 Total Dispositions from March 2020 to May 2020. Total dispositions declined 51.4% in March 2020 (6,394 total dispositions) compared to March 2019 (13,155 total dispositions). In April 2020, there were 1,186 total dispositions, a decrease of 90.9% from April 2019 and a decrease of 81.5% from March 2020. In May 2020, there were 1,390 total dispositions, a decrease of 88.7% from May 2019 and an increase of 17.2% from April 2020.

Figure 43: District Court Criminal Trial Dispositions, March-May 2019 and 2020



There were 1,911 Trial Dispositions from March 2020 to May 2020. Trial dispositions declined 54.5% in March 2020 (1,578 trial dispositions) compared to March 2019 (3,466 trial dispositions). In April 2020, there were 164 trial dispositions, a decrease of 95.3% from April 2019 and a decrease of 89.6% from March 2020. In May 2020, there were 169 trial dispositions, a decrease of 94.6% from May 2019 and an increase of 3.0% from April 2020.

Figure 44: District Court Criminal Non-Trial Dispositions, March-May 2019 and 2020



There were 7,059 Non-Trial Dispositions from March 2020 to May 2020. Non-trial dispositions declined 50.3% in March 2020 (4,816 non-trial dispositions) compared to March 2019 (9,689 non-trial dispositions). In April 2020, there were 1,022 non-trial dispositions, a decrease of 89.3% from April 2019 and a decrease of 78.8% from March 2020. In May 2020, there were 1,221 non-trial dispositions, a decrease of 86.6% from May 2019 and an increase of 19.5% from April 2020.

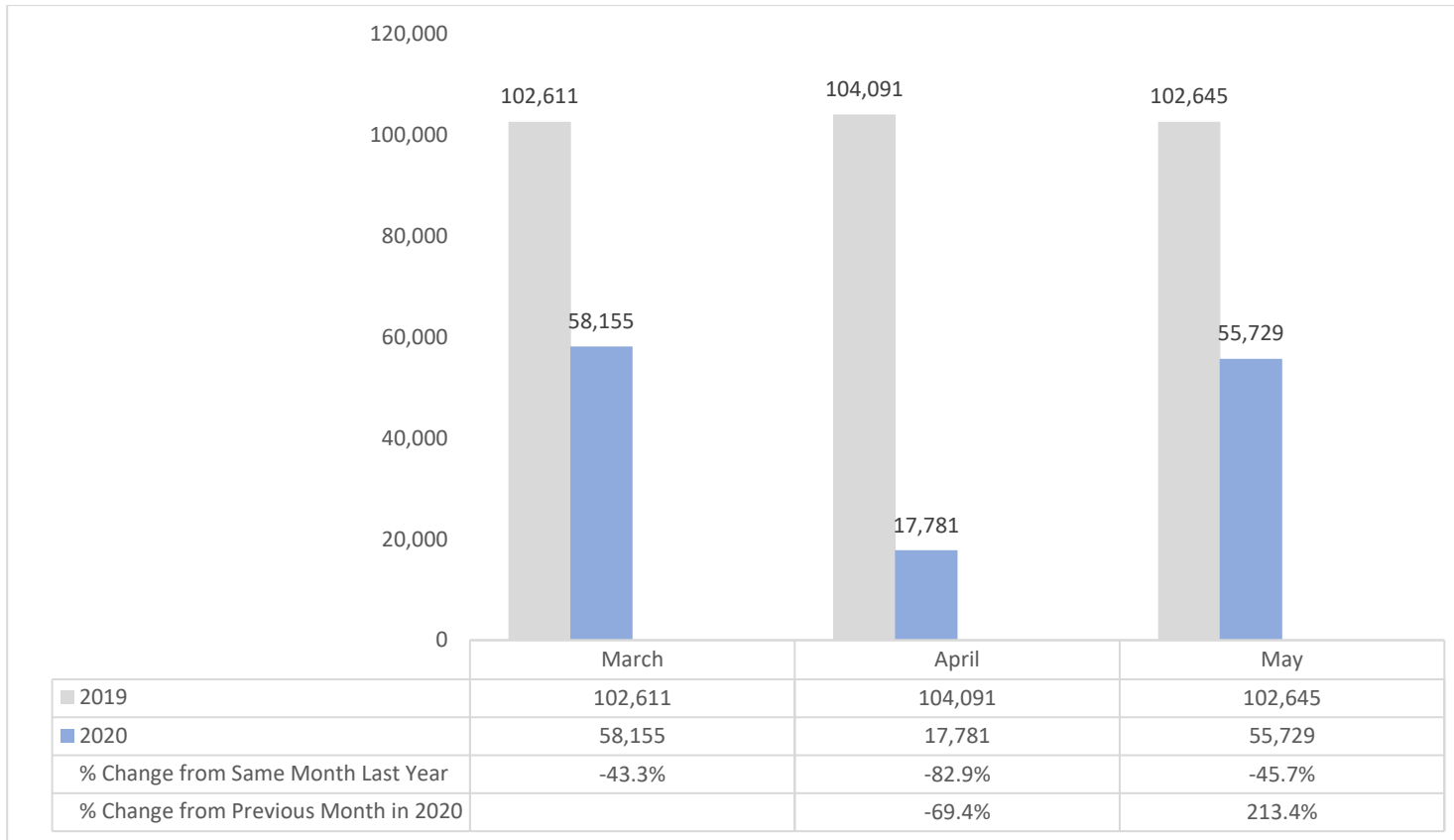
District Court Motor Vehicle Case Activity

Table 23: District Court Motor Vehicle Cases Filed, Hearings Held/Concluded and Dispositions March - May 2019 and 2020

District Court Motor Vehicle Case Activity	March			April				May			
	2019	2020	Percent Change from Last Year: March 2019 & 2020	2019	2020	Percent Change from Previous Month: March & April 2020	Percent Change from Last Year: April 2019 & 2020	2019	2020	Percent Change from Previous Month: April & May 2020	Percent Change from Last Year: May 2019 & 2020
Total Original Motor Vehicle Filings	102,611	58,155	-43.3%	104,091	17,781	-69.4%	-82.9%	102,645	55,729	213.4%	-45.7%
Motor Vehicle Pleas	91,687	52,977	-42.2%	98,711	9,297	-82.5%	-90.6%	90,820	10,361	11.4%	-88.6%
Total Motor Vehicle Hearings	41,477	21,351	-48.5%	45,657	2,202	-89.7%	-95.2%	42,846	3,165	43.7%	-92.6%
Highlight -Bail Review Hearings	423	388	-8.3%	458	133	-65.7%	-71.0%	492	165	24.1%	-66.5%
All Other Motor Vehicle Hearings	41,054	20,963	-48.9%	45,199	2,069	-90.1%	-95.4%	42,354	3,000	45.0%	-92.9%
Total Motor Vehicle Dispositions	94,921	55,255	-41.8%	101,249	9,278	-83.2%	-90.8%	90,460	10,567	13.9%	-88.3%

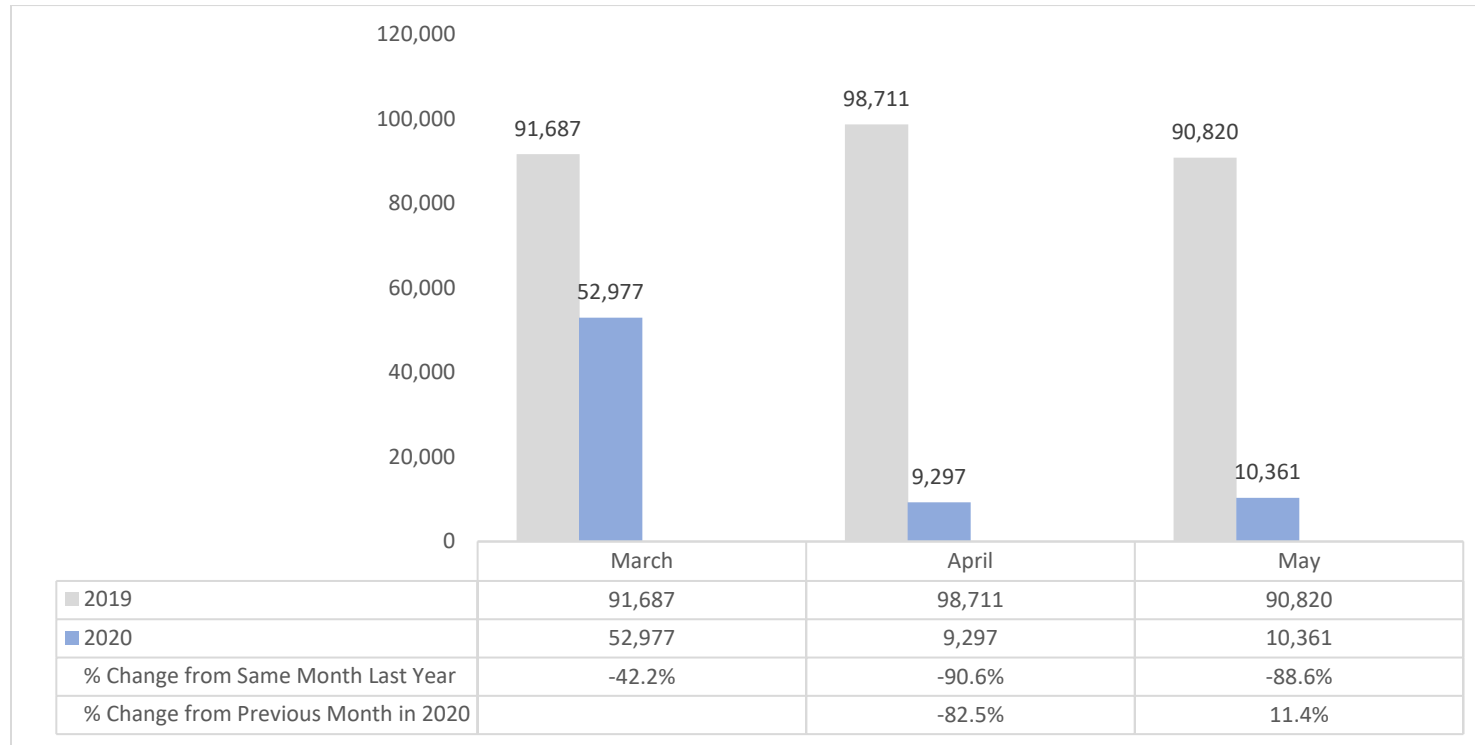
Note: Motor vehicle filings include all citations associated with an incident, including 21-902, payable and must appear, mass transit, natural resource and parking and red-light violations.

Figure 45: District Court Motor Vehicle Cases Filed, March – May 2019 and 2020



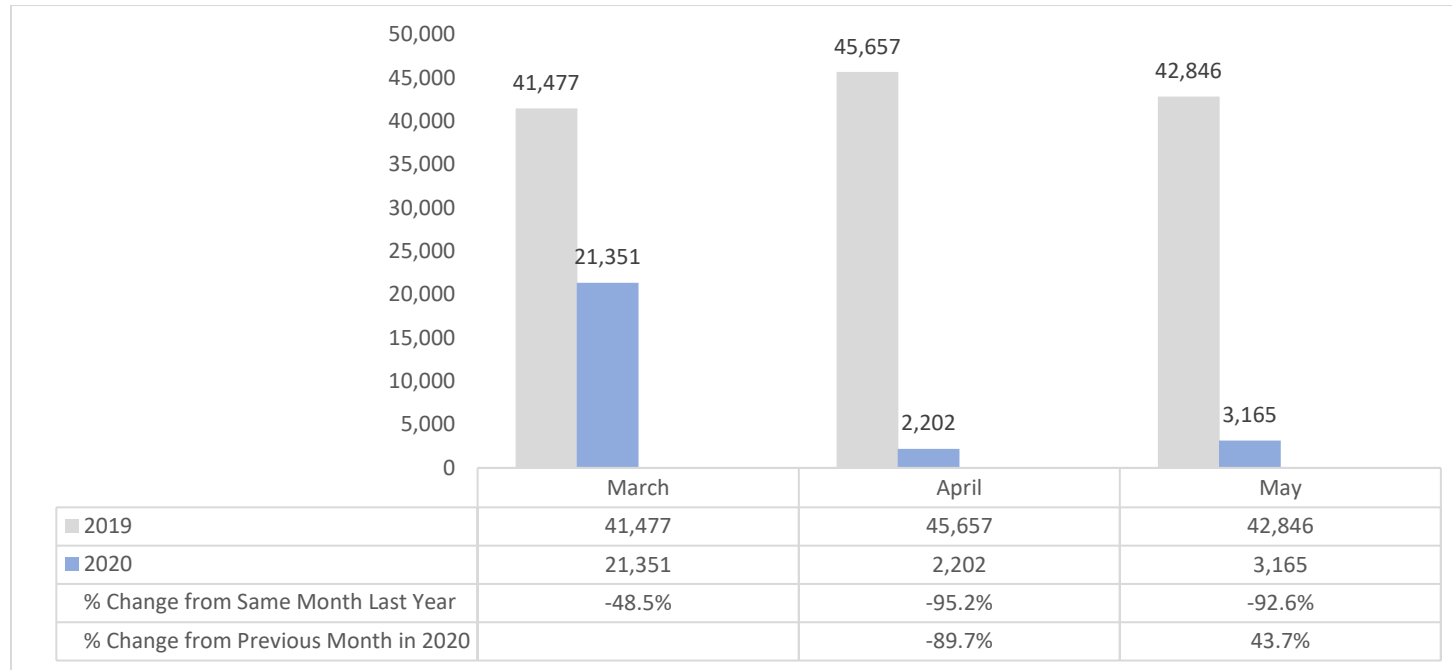
There were 131,665 Motor Vehicle Case Filings from March 2020 to May 2020. Motor vehicle case filings declined 43.3% in March 2020 (58,155 motor vehicle case filings) compared to March 2019 (102,611 motor vehicle case filings). In April 2020, there were 17,781 motor vehicle case filings, a decrease of 82.9% from April 2019 and a decrease of 69.4% from March 2020. In May 2020, there were 55,729 motor vehicle case filings, a decrease of 45.7% from May 2019 and an increase of 213.4% from April 2020.

Figure 45: District Court Motor Vehicle Case Pleas, March – May 2019 and 2020



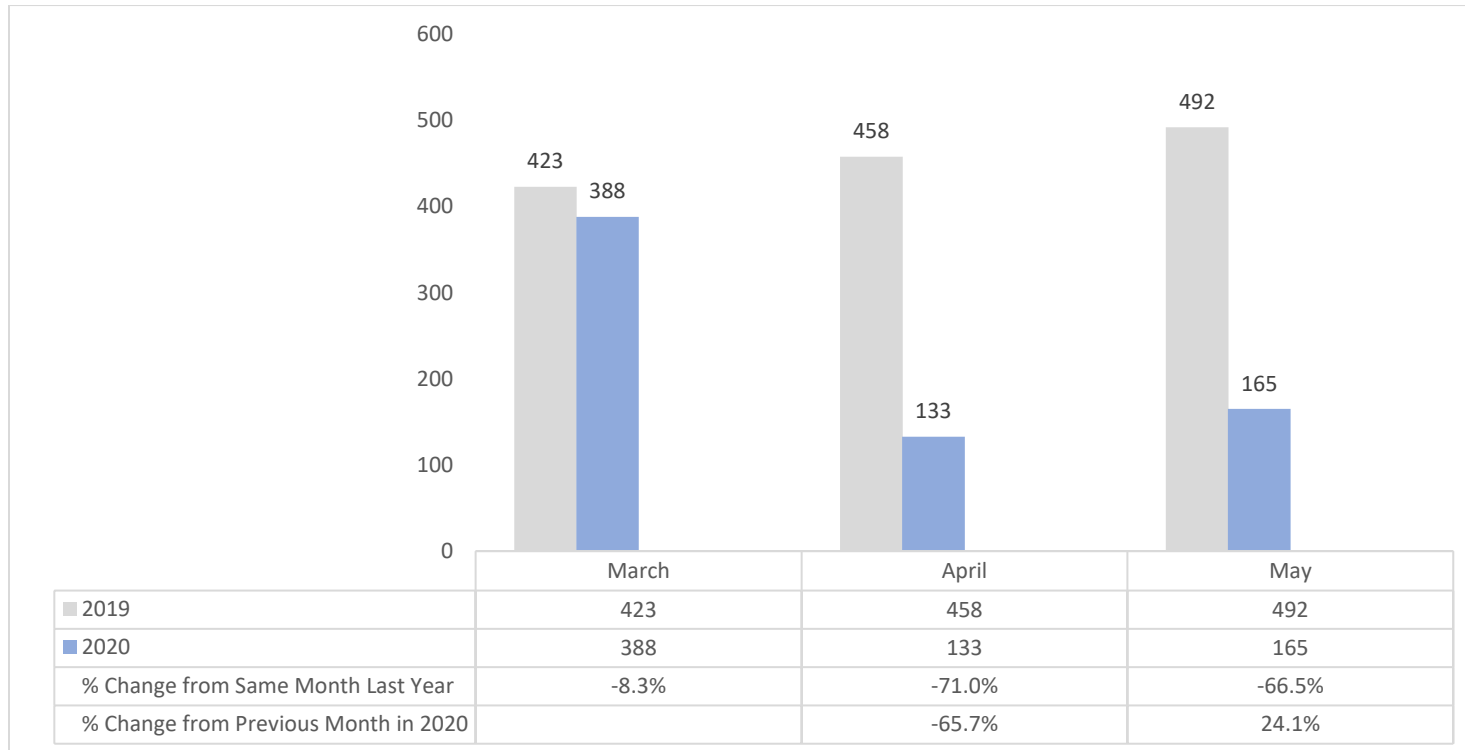
There were 72,635 Motor Vehicle Pleas from March 2020 to May 2020. Motor vehicle pleas declined 42.2% in March 2020 (52,977 motor vehicle pleas) compared to March 2019 (91,687 motor vehicle pleas). In April 2020, there were 9,297 motor vehicle pleas, a decrease of 90.6% from April 2019 and a decrease of 82.5% from March 2020. In May 2020, there were 10,361 motor vehicle pleas, a decrease of 88.6% from May 2019 and an increase of 11.4% from April 2020.

Figure 46: District Court Motor Vehicle Hearings Held/Concluded, March – May 2019 and 2020



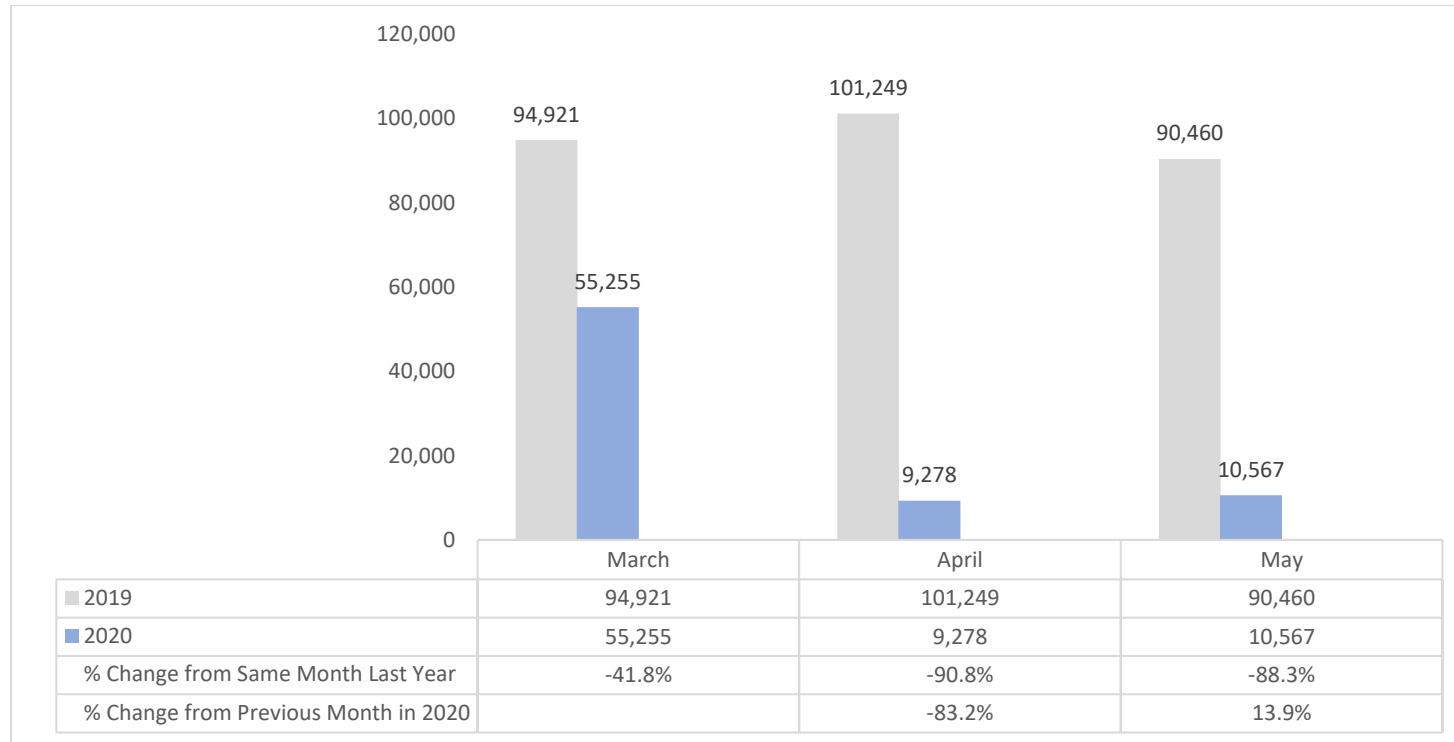
There were 26,718 Total Motor Vehicle Hearings from March 2020 to May 2020. Total motor vehicle hearings declined 48.5% in March 2020 (21,351 total motor vehicle hearings) compared to March 2019 (41,477 total motor vehicle hearings). In April 2020, there were 2,202 total motor vehicle hearings, a decrease of 95.2% from April 2019 and a decrease of 89.7% from March 2020. In May 2020, there were 3,165 total motor vehicle hearings, a decrease of 92.6% from May 2019 and an increase of 43.7% from April 2020.

Figure 46: District Court Motor Vehicle Bail Review Hearings, March – May 2019 and 2020



There were 686 Bail Review Hearings from March 2020 to May 2020. Bail review hearings declined 8.3% in March 2020 (388 bail review hearings) compared to March 2019 (423 bail review hearings). In April 2020, there were 133 bail review hearings, a decrease of 71.0% from April 2019 and a decrease of 65.7% from March 2020. In May 2020, there were 165 bail review hearings, a decrease of 66.5% from May 2019 and an increase of 24.1% from April 2020.

Figure 47: District Court Motor Vehicle Dispositions, March – May 2019 and 2020



There were 75,100 Total Motor Vehicle Dispositions from March 2020 to May 2020. Total motor vehicle dispositions declined 41.8% in March 2020 (55,255 total motor vehicle dispositions) compared to March 2019 (94,921 total motor vehicle dispositions). In April 2020, there were 9,278 total motor vehicle dispositions, a decrease of 90.8% from April 2019 and a decrease of 83.2% from March 2020. In May 2020, there were 10,567 total motor vehicle dispositions, a decrease of 88.3% from May 2019 and an increase of 13.9% from April 2020.

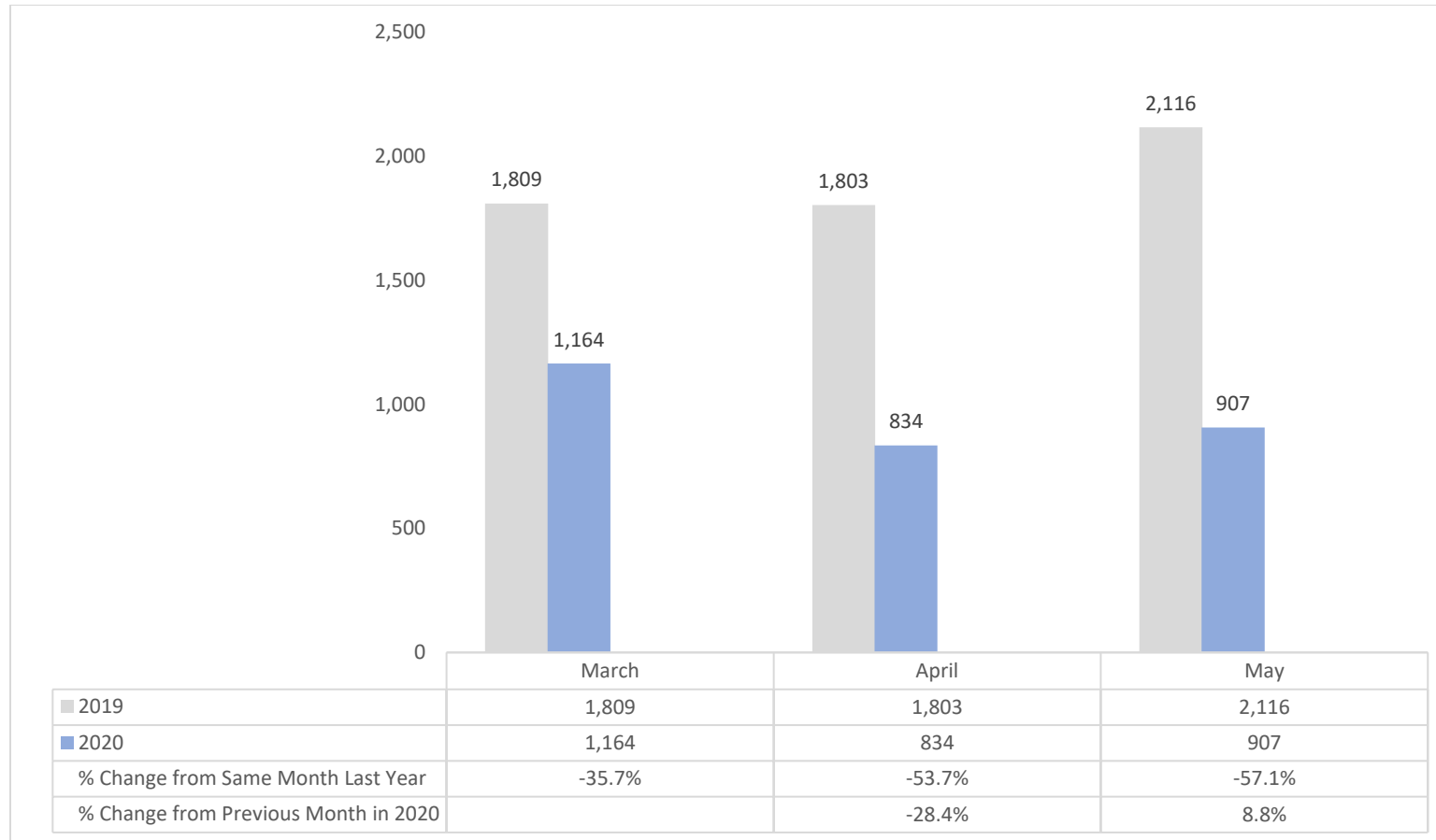
Problem-Solving Court Activity

Table 24: Problem-Solving Court (PSC) Hearings, Number of Participants in Attendance March – May 2019 and 2020

	March			April				May			
	2019	2020	Percent Change from Last Year: March 2019 & 2020	2019	2020	Percent Change from Previous Month: March & April 2020	Percent Change from Last Year: April 2019 & 2020	2019	2020	Percent Change from Previous Month: April & May 2020	Percent Change from Last Year: May 2019 & 2020
PSC Hearings, Number of Participants in Attendance											
Problem-Solving Court Hearing Participants: Circuit Court	1,809	1,164	-35.7%	1,803	834	-28.4%	-53.7%	2,116	907	8.8%	-57.1%
Problem-Solving Court Hearing Participants: District Court	802	553	-31.0%	724	394	-28.8%	-45.6%	802	444	12.7%	-44.6%
Total Participants	2,611	1,717	-34.2%	2,527	1,228	-28.5%	-51.4%	2,918	1,351	10.0%	-53.7%

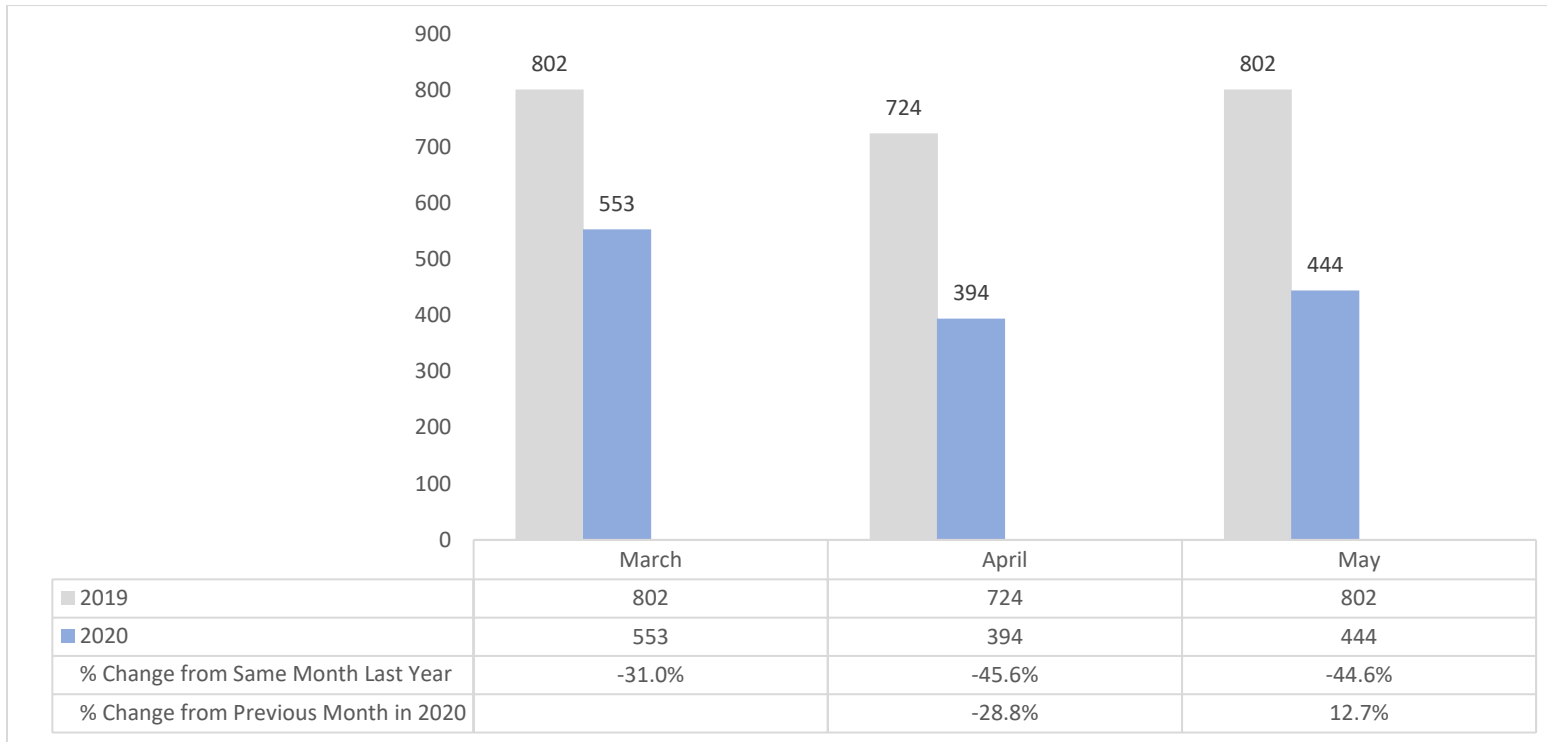
Note: Participant data reflects attendance by individuals enrolled in adult circuit and District Court drug, DUI, mental health, re-entry, Back-on-Track, and veterans courts. Data is also inclusive of juvenile participants of drug and truancy courts and families enrolled in family/dependency drug courts.

Figure 48: Circuit Court PSC Hearings, Number of Participants in Attendance March – May 2019 and 2020



There were 2,905 participants in attendance at circuit court PSC hearings from March 2020 to May 2020. Circuit court PSC hearing participation declined 35.7% in March 2020 (1,164 participants) compared to March 2019 (1,809 participants). In April 2020, 834 participants attended circuit court PSC hearings, a decrease of 53.7% from April 2019 and a decrease of 28.4% from March 2020. In May 2020, there were 907 circuit court PSC hearing participants, a decrease of 57.1% from May 2019 and an increase of 8.8% from April 2020.

Figure 49: District Court PSC Hearings, Number of Participants in Attendance March – May 2019 and 2020



There were 1,391 participants in attendance at District Court PSC hearings from March 2020 to May 2020. District Court PSC hearing participation declined 31.0% in March 2020 (553 participants) compared to March 2019 (802 participants). In April 2020, 394 participants attended District Court PSC hearings, a decrease of 45.6% from April 2019 and a decrease of 28.8% from March 2020. In May 2020, there were 444 District Court PSC hearings participants, a decrease of 44.6% from May 2019 and an increase of 12.7% from April 2020.

Appendices

Appendix A: [COVID 19 Timeline](#)

Appendix B: COVID Administrative Orders

COVID 19 Administrative Orders	
August 11, 2020	Second Administrative Order Lifting the Suspension During the COVID-19 Emergency of Foreclosures, Evictions, and Other Ejectments Involving Residences
July 31, 2020	Clarifying Covid-19 Health Measures
June 03, 2020	Amended Administrative Order on the Progressive Resumption of Full Function of Judiciary Operations Previously Restricted Due to the COVID-19 Emergency Second Revised Administrative Order on the Emergency Tolling or Suspension of Statutes of Limitations and Statutory and Rules Deadlines Related to the Initiation of Matters and Certain Statutory and Rules Deadlines in Pending Matters Amended Administrative Order Lifting the Statewide Suspension of Jury Trials and Resuming Grand Juries Amended Administrative Order Lifting the Suspension During the COVID-19 Emergency of Foreclosures, Evictions, and Other Ejectments Involving Residences
May 26, 2020	Postponement of the July 2020 Maryland Bar Examination
May 18, 2020	Rescheduling May Oral Arguments and Postponing Other Oral Arguments
May 01, 2020	Amended Administrative Order on Remote Proceedings Held During the COVID-19 Emergency Case Time Standards and Related Reports for Fiscal Years 2020 and 2021 in Light of the COVID-19 Emergency
April 14, 2020	Guiding the Response of the Trial Courts of Maryland to the COVID-19 Emergency as it Relates to Those Persons who are Incarcerated or Imprisoned
April 13, 2020	Guiding the Response of Circuit Courts Sitting as Juvenile Courts to the COVID-19 Emergency as it Relates to those Juveniles who are Detained, Committed Pending Placement or in Commitments
April 07, 2020	Administration of the Attorney Oath
March 27, 2020	Permissive Use of the MDEC System for Appellate Filings During the COVID-19 Emergency
March 18, 2020	Statewide Operations That Must Be Maintained During the COVID-19 Emergency: Land Records
March 12, 2020	Statewide Suspension of Non-Essential Judicial Activities Due to Emergency

Appendix C: Judicial Operations by Court and Phase

Phase 1: March 16, 2020 - June 5, 2020

During this phase court activity was limited to emergency operations only with few exceptions.

District Court

- Bail reviews
- Bench warrants
- Emergency evaluations
- Quarantine and isolation violations
- Body attachments

District Court Commissioners

- New extreme risk protective order petitions
- New domestic violence protective order petitions (adult respondents)
- New peace order petitions
- Initial appearances
- Applications for statement of charges
- Bail bonds
- Bench warrant satisfactions

Circuit Courts

- Bail reviews
- Bench warrants
- Arraignments for detained defendants
- Juvenile detention
- Juvenile shelter care
- Peace order petitions (juvenile respondents)
- Emergency evaluations
- Quarantine and isolation
- Extradition
- Body attachments
- Extreme risk protective order appeals

Court of Special Appeals

- Injunctive relief pending appeal
- Appeals if lack of action would result in dispositive outcome
- Appeals from quarantine and isolation matters

Court of Appeals

- Certain election law matters
- Mandamus
- Certified questions of law
- Quarantine and isolation

Phase 2: June 5, 2020-July 20, 2020

Courts began to hear more matters, some in-person and some remotely. This included matters that were postponed during phase one of the health emergency, and other priority matters. Phase 2 includes Phase 1 matters in addition to items below:

District Court

- Criminal and Traffic
- Bail reconsiderations
- Matters regarding locally incarcerated defendants (in accordance with April 14 order)
- Guilty pleas with deferral of incarceration start date considered
- Mental health evaluations and competency matters
- Preliminary hearings with proposed resolution and no testimony required.
- Civil
- Temporary and final domestic violence, peace, and extreme risk protective orders
- Temporary restraining orders
- Landlord/Tenant
- Emergency breach of lease involving threat to person or property and associated warrants of restitution
- Emergency wrongful detainer actions and associated warrants of restitution
- Problem-Solving Courts
- Proceedings of drug, mental health, DUI, veterans', and reentry courts.

District Court Commissioners

- Commissioners continue to hear all Phase One matters.

Circuit CourtsCivil

- Emergency habeas corpus matters
- Temporary restraining orders
- Scheduling conferences
- Status conferences
- On the record appeals
- Matters that can be handled remotely or without testimony or both.

Criminal

- Bail reconsiderations
- Matters regarding locally incarcerated defendants (in accordance with April 14 order)
- Arraignments for detained defendants
- Extradition cases
- Competency, criminal responsibility issues not requiring witness testimony status, and discovery and Hicks issues
- Deferred sentencing for non-incarcerated defendants
- Pleas agreements without recommendations for incarceration
- Deferred sentencing
- Motions that can be handled remotely or without testimony or both

Family

- Scheduling conferences
- Status conferences
- Uncontested divorce and other uncontested matters
- Domestic violence protective orders
- Domestic violence, peace, and extreme risk protective order appeals
- Family law emergencies that have been determined to require an expedited hearing
- Emergency issues in guardianship matters
- Temporary restraining orders
- Default hearings
- Exceptions not requiring witness testimony
- Matters that can be handled remotely or without testimony or both

Child in Need of Assistance (CINA)

- Shelter care hearings
- CINA matters that are uncontested or can be heard by proffer including adjudications, dispositions, permanency plans, and permanency plan reviews.
- Termination of parental rights that are by consent or proffer
- Exceptions (uncontested, consented to, or requiring legal argument only)
- Family Treatment/Recovery Court reviews
- Guardianships under juvenile causes
- Adoptions re: CINA and TPR youth
- Matters that can be handled remotely or without testimony or both

Juvenile Delinquency

- Detention hearings
- Peace order petitions (juvenile respondents)
- Arraignments and first appearances
- Emergency delinquency matters
- Adjudication with agreed to plea and/or by proffer
- Disposition by consent or proffer
- Disposition reviews
- Delinquency juvenile treatment plans and reviews
- Closure of probation and jurisdiction not requiring testimony
- Juvenile expungements not requiring testimony
- Juvenile permanency plans and reviews by consent or proffer
- Juvenile waivers by consent and not requiring testimony
- Exceptions no requiring witness testimony
- Matters that can be heard remotely or without testimony or both

Problem-solving Courts

- Proceedings of drug, mental health, family/dependence recovery, DUI, veterans', juvenile drug, and truancy courts.

Phase 3: July 20, 2020 – August 31, 2020

Courts begin to hear a broader range of cases (below) including Phase 1 and Phase 2 matters.

District CourtCriminal and Traffic

- Trials for incarcerated defendants
- Other cases alleging violent acts, alcohol-related motor vehicle matters
- Preliminary hearings
- Begin scheduling minor traffic matters for dockets that begin during Phase Four, including previously postponed matters
- Violation of probation

Civil

- Resume handling temporary domestic violence protective, peace, and extreme risk protective order petitions during court hours.
- Begin scheduling civil matters, including trials, for dockets that begin during Phase Four, including previously postponed matters.

Landlord/Tenant

- Rent escrow actions, provided local inspection practices can be conducted
- Tenant holding over actions and associated warrants of restitution
- Breach of lease actions and any associated warrants of restitution
- Wrongful detainer actions and associated warrants of restitution
- Processing of warrants of restitution for failure to pay rent actions to begin after July 25, 2020, consistent with the Amended Order in regard to Foreclosures, Evictions, and Other Ejectments involving Residences.

District Court Commissioners

- Commissioners will resume hearing interim domestic violence protective order, peace and extreme risk protective order petitions only after regular court hours.
- Continue to accept circuit court bail bonds through Phase Four.

Circuit CourtsCivil

- Motions requiring witness testimony
- Settlement hearings
- Attorney disciplinary hearings

Criminal

- Motions

- Expungements
- Violation of probation
- Non-jury trials
- Jury prayer status hearings
- Sentencings previously deferred

Family

- Resume handling temporary domestic violence protective order petitions during court hours
- Motions requiring witness testimony
- Pendente lite hearings
- Contempt proceedings
- Adoptions
- Guardianship - non-emergency
- Child support establishment
- Settlement hearings
- Court-ordered mediation

Child in Need of Assistance (CINA)

- All matters and motions that are contested and/or require testimony
- Adjudications, dispositions, permanency plans, and permanency plan reviews
- Exceptions hearings requiring witness testimony
- Contested TPRs

Juvenile Delinquency

- All matters that are contested and/or require testimony
- Adjudications
- Dispositions
- Disposition review
- Closure of probation and jurisdiction
- Motions
- Juvenile expungements
- Juvenile Permanency plan and permanency plan review
- Juvenile and adult sex offender registration

- Waiver hearings, including to and from Juvenile Court
- Exception hearings

Court of Special Appeals

- Same as Phase two.

Court of Appeals

- Same as Phase two.

Phase 4: August 31, 2020- October 5, 2020

Courts will resume a broader range of activities, including Phase 1, 2 and 3 matters.

District CourtCriminal and Traffic

- All criminal matters
- Minor traffic matters
- Begin scheduling dockets that begin during Phase Five for:
 - Red light
 - Parking
 - Speed camera
 - School bus
 - Toll/MTA
- Other civil citations including previously postponed matters

Civil

- All civil matters
- Landlord/Tenant
- Failure to pay rent

Problem-solving Courts

- Fully operational

District Court Commissioners

- Fully operational
- Continue to accept circuit court bail bonds through Phase Four.

Circuit CourtsCivil

- Non-jury trials
- De novo appeals
- Criminal
- Post-conviction hearings
- Three-judge panel sentence reviews
- Family
- Hearings and trials
- Child support contempt

Child in Need of Assistance (CINA)

- Fully operational

Juvenile Delinquency

- Fully operational

Problem-solving Courts

- Fully operational

Court of Special Appeals

- Same as Phase Two.

Court of Appeals

- Same as Phase Two.

Phase 5: Beginning October 5, 2020

- All courts resume full operations.