

COVID-19 Statistical Document
Phase 2 (June-July 2020)
Judicial Case Activity
February 2021



Contents

Introduction	1
Overview: COVID-19 Phase 2 Judicial Operations	1
Document Overview	1
Statewide and County Case Filings	1
Data by Case Category	2
Case Category Data Elements	2
Problem-Solving Courts (PSC)	4
Circuit Court - Original Case Filings	5
Table 1: All Circuit Court Original Case Filings – By Case Category, June - July 2019 and 2020	5
Table 2: Circuit Court Total Original Case Filings – By County, June - July 2019 and 2020	6
Table 3: Circuit Court Civil Original Case Filings – By County, June - July 2019 and 2020	7
Table 4: Circuit Court Civil-Family Original Case Filings – By County, June - July 2019 and 2020	8
Table 5: Circuit Court Juvenile Original Case Filings – By County, June - July 2019 and 2020	9
Table 6: Circuit Court Criminal Original Case Filings – By County, June - July 2019 and 2020	10
Circuit Court Domestic Violence Case Activity	11
Table 7: Circuit Court Domestic Violence Original Case Filings, Protective Orders by Type*, and Hearings Held/Concluded June - July 2019 and 2020	11
Figure 1: Monthly Total Circuit Court Domestic Violence Original Case Filings, 2019 and 2020	12
Figure 2: Monthly Total Circuit Court Protective Orders, 2019 and 2020	13
Figure 3: Circuit Court Domestic Violence Hearings Held/Concluded, 2019 and 2020	14
Circuit Court Civil Case Activity	15
Table 8: Circuit Court Original Civil Case Filings and Hearings Held/Concluded June - July 2019 and 2020	15
Figure 4: Monthly Circuit Court – Original Case Filings – Case Category: Civil, 2019 and 2020	16
Figure 5: Monthly Circuit Court – Original Case Filings – Case Type: Foreclosure (Residential), 2019 and 2020	17
Figure 6: Monthly Circuit Court Civil Hearings Held/Concluded, 2019 and 2020	18
Circuit Court Civil-Family Case Activity	19
Table 9: All Circuit Court Civil-Family Original Case Filings, Hearings Held/Concluded, June - July 2019 and 2020	19
Figure 7: Monthly Circuit Court – Original Case Filings – Case Category: Civil- Family, 2019 and 2020	20
Figure 8: Monthly Circuit Court – Original Case Filings – Case Type: Child Custody (Versus), 2019 and 2020	21

Figure 9: Monthly Circuit Court – Original Case Filings – Case Type: Child Support (Agency), 2019 and 2020..... 22

Figure 10: Monthly Circuit Court – Original Case Filings – Case Type: Divorce (Absolute), 2019 and 2020..... 23

Figure 11: Monthly Circuit Court – Original Case Filings – Case Type: Divorce (Limited), 2019 and 2020..... 24

Figure 12: Monthly Circuit Court Civil Family Hearings Held/Concluded, 2019 and 2020..... 25

Figure 13: Monthly Circuit Court Divorce Hearings Held/Concluded – Contested, 2019 and 2020 26

Figure 14: Monthly Circuit Court Divorce Hearings Held/Concluded – Uncontested, 2019 and 2020 27

Circuit Court Juvenile Case Activity 28

Table 10: All Circuit Court Juvenile Original Case Filings, Hearings Held/Concluded, June - July 2019 and 2020..... 28

Figure 15: Monthly Circuit Court – Original Case Filings – Case Category: Juvenile, 2019 and 2020 .. 29

Figure 16: Monthly Circuit Court Juvenile Hearings Held/Concluded, 2019 and 2020..... 30

Circuit Court Criminal Case Activity 32

Table 11: Circuit Court Criminal Case Activity – Case Filings, Pleas, Hearings Held/Concluded and Dispositions June - July 2019 and 2020 32

Figure 18: Monthly Circuit Court – Original Case Filings – Case Category: Criminal, 2019 and 2020.. 33

Figure 19: Monthly Circuit Court – Criminal Case Activity – Criminal Pleas (Total Charges Pled), 2019 and 2020..... 34

Figure 20: Monthly Circuit Court – Criminal Case Activity – Criminal Pleas (Unique Cases), 2019 and 2020..... 35

Figure 21: Monthly Circuit Court Criminal Hearings Held/Concluded, 2019 and 2020 36

Figure 22: Monthly Circuit Court Bail Review Hearings Held/Concluded, 2019 and 2020 37

Figure 23: Monthly Circuit Court – Criminal Case Activity – Criminal Dispositions (Charges), 2019 and 2020..... 38

Figure 24: Monthly Circuit Court – Criminal Case Activity – Criminal Dispositions (Cases), 2019 and 2020..... 39

District Court - Original Case Filings 40

Table 12: All District Court Original Case Filings – By Case Category*, June – July 2019 and 2020..... 40

Table 13: District Court Total Original Case Filings – By County, June - July 2019 and 2020..... 41

Table 14: District Court Civil Original Case Filings – By County, June - July 2019 and 2020 42

Table 15: District Court Motor Vehicle Original Case Filings – By County, June - July 2019 and 2020 43

Table 16: District Court Landlord-Tenant Original Case Filings – By County, June - July 2019 and 2020 44

Table 17: District Court Criminal Original Case Filings – By County, June - July 2019 and 2020..... 45

District Court Domestic Violence Case Activity 46

Protective Orders 46

Table 18: District Court Domestic Original Case Filings, Protective Orders*by Order Type and Hearings Held/Concluded June - July 2019 and 2020 - Updated 46

Figure 25: Monthly Total District Court Domestic Violence Original Case Filings June - July 2019 and 2020..... 47

Figure 26: Monthly Total District Court Domestic Violence Protective Orders, June - July 2019 and 2020..... 48

Figure 27: Monthly District Court Domestic Violence Protective Order Hearings Held/Concluded, June - July 2019 and 2020 49

Extreme Risk Protective Orders (ERPO) 50

Table 19: District Court ERPO* Original Case Filings, ERPOs by Order Type and Hearings Held/Concluded June - July 2019 and 2020 50

Figure 28: Monthly District Court ERPO Original Case Filings, June - July 2019 and 2020..... 51

Figure 29: Monthly Total District Court ERPOs, June - July 2019 and 2020..... 52

Figure 30: Monthly District Court ERPO Hearings Held/Concluded, June - July 2019 and 2020 53

Peace Orders 54

Table 20: District Court Peace Order* Original Case Filings, Peace Orders by Order Type and Hearings Held/Concluded June-July 2019 and 2020 54

Figure 31: Monthly District Court Peace Order Original Case Filings, June - July 2019 and 2020 55

Figure 32: Monthly Total District Court Peace Orders, June - July 2019 and 2020..... 56

Figure 33: Monthly District Court Peace Order Hearings Held/Concluded, June - July 2019 and 2020 57

District Court – Civil Case Activity 58

Table 21: District Court Original Civil Case Filings and Hearings Held/Concluded June - July 2019 and 2020..... 58

Figure 34: District Court Civil Case Filings, June - July 2019 and 2020 59

Figure 35: District Court Civil Hearings Held/Concluded June - July 2019 and 2020 60

Figure 36: District Court Emergency Evaluations Filed, June - July 2019 and 2020 61

Figure 37: District Court Emergency Evaluations Granted June - July 2019 and 2020 62

District Court Criminal Case Activity..... 63

Table 22: District Court Original Criminal Case Filings, Hearings Held/Concluded, Pleas and Dispositions June-July 2019 and 2020..... 63

Figure 38: District Court Criminal Case Filed, June - July 2019 and 2020 64

Figure 39: District Court Criminal Pleas, June - July 2019 and 2020 65

Figure 40: District Court Criminal Hearings Held/Concluded June - July 2019 and 2020 66

Figure 41: District Court Criminal Bail Review Hearings June - July 2019 and 2020 67

Figure 42: District Court Total Criminal Dispositions June - July 2019 and 2020 68

Figure 43: District Court Criminal Trial Dispositions, June - July 2019 and 2020 69

Figure 44: District Court Criminal Non-Trial Dispositions June - July 2019 and 2020 70

District Court Motor Vehicle Case Activity..... 71

Table 23: District Court Motor Vehicle Cases Filed, Hearings Held/Concluded and Dispositions June - July 2019 and 2020 71

Figure 45: District Court Motor Vehicle Cases Filed, June - July 2019 and 2020 72

Figure 45: District Court Motor Vehicle Case Pleas, June - July 2019 and 2020 73

Figure 46: District Court Motor Vehicle Hearings Held/Concluded, June - July 2019 and 2020 74

Figure 46: District Court Motor Vehicle Bail Review Hearings, June - July 2019 and 2020 75

Figure 47: District Court Motor Vehicle Dispositions, June - July 2019 and 2020 76

Problem-Solving Court Activity 77

Table 24: Problem-Solving Court (PSC) Hearings, Number of Participants in Attendance Phases 1-4* 2019 and 2020 77

Figure 48: District and Circuit Court PSC Hearings, Number of Participants in Attendance Phases 1 – IV 2019 and 2020 78

Appendices 1

Appendix A: COVID 19 Timeline 1

Appendix B: COVID Administrative Orders 1

Appendix C: Judicial Operations by Court and Phase 2

Phase 1: March 16, 2020 - June 5, 2020 2

 District Court 2

 District Court Commissioners 2

 Circuit Courts 2

 Court of Special Appeals 3

 Court of Appeals 3

Phase 2: June 5, 2020-July 20, 2020 3

 District Court 3

 District Court Commissioners 4

 Circuit Courts 4

Phase 3: July 20, 2020 – August 31, 2020 6

 District Court 6

 District Court Commissioners 6

 Circuit Courts 6

 Court of Special Appeals 8

Court of Appeals..... 8
Phase 4: August 31, 2020- October 5, 2020 8
District Court..... 8
Circuit Courts..... 9
Phase 5: Beginning October 5, 2020 9

Introduction

On December 22, 2020, in response to the resurgence of COVID-19 cases in Maryland, and consistent with guidance from the Center for Disease Control (CDC), the Maryland Judiciary re-entered Phase 2 under Chief Judge Barbera's [Seventh Administrative Order Restricting Statewide Judiciary Operations Due to the COVID-19 Emergency](#). Previously to the date of this order, the Judiciary had successfully moved from Phase 1 through 4 of the [Judiciary's Phased Reopening Plan](#). Phase 5, in which all courts resumed full operations, was initiated on October 5, 2020.

During both the initial Phase 2 (June 5, 2020-July 20, 2020) and current Phase 2 (beginning December 22, 2020) of restricted operations due to the COVID-19 health emergency, all Maryland District and circuit courts remained, and are currently open to perform essential court functions and address emergency matters.

The Judiciary, having previously produced a statistical document on judicial activities during Phase 1 (March - May 2020), are providing an update on activities during the subsequent phase of reopening. The purpose of this document is to provide a statistical record of select judicial operations during the initial Phase 2 of the COVID-19 health emergency, from June 2020 through July 2020. Data from the same time period in 2019 is provided for statistical comparison. Please see [Appendix C](#) for a description of judicial operations under Phases 1-5 of the [June 3, 2020 Administrative Order](#).

Overview: COVID-19 Phase 2 Judicial Operations

During Phase II, Clerks' offices in the District Court of Maryland and circuit courts throughout the state remained open to the public for emergency purposes and by appointment for other matters. In Phase II, the District Court and circuit courts heard specific case types in-person and continued to use technology for remote proceedings, either by video or telephone depending on court location. During Phase 2, the District Court heard criminal, traffic, civil, domestic violence, peace orders, Extreme Risk Protective Orders, and landlord-tenant cases. The Circuit Courts heard civil, criminal, family, Child in Need of Assistance (CINA), and juvenile matters.

Document Overview

Statewide and County Case Filings

This report provides monthly circuit and District Court original case filings statistics for June-July of 2019 and June-July of 2020. Case filing data is further organized by:

- Case category (statewide totals)
- Civil filings (by county)
- Civil-Family filings (by county)
- Juvenile filings (by county)
- Criminal filings (by county)

- Motor Vehicle filings (by county)
- Landlord Tenant filings (by county)

Data by Case Category

Additional case activity statistics provided in this document are organized according to circuit and district court and then by case category. Case category statistics are organized as follows:

- Domestic Violence (circuit and District Court)
- Civil (circuit court and District Court)
- Civil-Family (circuit court only)
- Juvenile (circuit court only)
- Criminal (circuit and District Court)
- Motor Vehicle (District Court only)

Case Category Data Elements

Each case category includes a main summary data table and a graph for each data element represented in the summary table. Data elements for all case categories include original case filings and hearings held/concluded. Selected case types, events and hearing types are highlighted within case categories. Specific data elements pertaining to each case category are provided below:

Circuit Court Domestic Violence Case Activity

- Original domestic violence case filings
- Final and temporary protective orders granted, denied, dismissed, extended and rescinded
- Domestic violence hearings held and concluded

Circuit Court Civil Case Activity

- Original case filings
 - Highlight case type – residential foreclosure
- Hearings held and concluded

Circuit Court Civil-Family Case Activity

- Original case filings
 - Highlight case type: child custody (versus)
 - Highlight case type: child support (agency)
 - Highlight case type: divorce absolute
 - Highlight case type: divorce limited

- Hearings held and concluded
 - Highlight hearing: contested divorce
 - Highlight hearing: uncontested divorce

Circuit Court Juvenile Case Activity

- Original case filings
- Hearings held and concluded
 - Highlight hearing – child in need of assistance (CINA)

Circuit Court Criminal Case Activity

- Original case filings
- Pleas by charge
- Pleas unique case
- Hearings held/concluded
 - Highlight hearing: bail review
- Dispositions by charge
- Dispositions by case

District Court Domestic Violence Case Activity

- Protective Orders
 - Original domestic violence case filings
 - Interim, temporary and final domestic violence protective orders granted, denied and dismissed
 - Domestic violence protective order hearings held and concluded
- Extreme Risk Protective Order
 - Original extreme risk protective order case filings
 - Interim, temporary, and final protective orders granted, denied, and dismissed
 - Extreme risk protective order hearings held and concluded
- Peace Order
 - Original peace order case filings
 - Interim, temporary and final peace orders granted, denied, and dismissed
 - Peace order hearings held and concluded

District Court Civil Case Activity

- Cases filed

- Hearings held and concluded
- Highlight– emergency evaluations filed and granted

District Court Criminal Case Activity

- Criminal case filings
- Criminal pleas
- Total criminal hearings held and concluded
- Highlight hearing – bail review
- Total Dispositions
 - Trial dispositions
 - Non-trial dispositions

District Court Motor Vehicle Case Activity

- Motor vehicle case filings
- Motor vehicle pleas
- Total motor vehicle hearings held and concluded
 - Highlight hearing – bail review
- Total motor vehicle dispositions

Problem-Solving Courts (PSC)

The final section of this document provides statistics pertaining to the number of participants attending circuit and District Court problem-solving court hearings. Participant data reflects attendance by individuals enrolled in adult circuit and District Court drug, DUI, mental health, re-entry, Back-on-Track, and veterans courts. Data is also inclusive of juvenile participants of drug and truancy courts and families enrolled in family/dependency drug courts.

Circuit Court - Original Case Filings

Table 1: All Circuit Court Original Case Filings – By Case Category, June - July 2019 and 2020

Circuit Court Original Case Filings by Case Category	June			July			
	2019	2020	Percent Change from Last Year: June 2019 & 2020	2019	2020	Percent Change from Previous Month: June & July 2020	Percent Change from Last Year: July 2019 & 2020
Criminal	2,939	1,852	-37.0%	3,120	2,281	23.2%	-26.9%
Civil	3,439	2,355	-31.5%	4,020	2,677	13.7%	-33.4%
Civil-Family	4,523	2,727	-39.7%	5,022	3,716	36.3%	-26.0%
Juvenile	765	353	-53.9%	856	450	27.5%	-47.4%
Total Filings	11,666	7,287	-37.5%	13,018	9,124	25.2%	-29.9%

Source: MDEC County Circuit Courts, Montgomery, Prince George's and Baltimore City Circuit Courts.

Table 2: Circuit Court Total Original Case Filings – By County, June - July 2019 and 2020

Circuit Court Original Case Filings by County	June			July			
	2019	2020	Percent Change from Last Year: June 2019 & 2020	2019	2020	Percent Change from Previous Month: June & July 2020	Percent Change from Last Year: July 2019 & 2020
First Circuit	542	282	-48%	531	460	63%	-13%
Dorchester	112	47	-58%	106	69	47%	-35%
Somerset	71	58	-18%	84	55	-5%	-35%
Wicomico	239	107	-55%	217	221	107%	2%
Worcester	120	70	-42%	124	115	64%	-7%
Second Circuit	611	351	-43%	719	474	35%	-34%
Caroline	100	41	-59%	131	50	22%	-62%
Cecil	318	175	-45%	320	257	47%	-20%
Kent	33	35	6%	62	28	-20%	-55%
Queen Anne's	94	63	-33%	122	79	25%	-35%
Talbot	66	37	-44%	84	60	62%	-29%
Third Circuit	2,163	1,322	-39%	2,357	1,770	34%	-25%
Baltimore	1,701	1,037	-39%	1,860	1,411	36%	-24%
Harford	462	285	-38%	497	359	26%	-28%
Fourth Circuit	643	302	-53%	719	402	33%	-44%
Allegany	251	113	-55%	270	182	61%	-33%
Garrett	46	32	-30%	57	45	41%	-21%
Washington	346	157	-55%	392	175	11%	-55%
Fifth Circuit	1,673	1,078	-36%	1,926	1,197	11%	-38%
Anne Arundel	1,001	654	-35%	1,197	644	-2%	-46%
Carroll	273	157	-42%	272	231	47%	-15%
Howard	399	267	-33%	457	322	21%	-30%
Sixth Circuit	1,730	1,163	-33%	1,830	1,315	13%	-28%
Frederick	440	218	-50%	418	265	22%	-37%
Montgomery	1,290	945	-27%	1,412	1,050	11%	-26%
Seventh Circuit	2,285	1,279	-44%	2,700	1,849	45%	-32%
Calvert	165	114	-31%	191	124	9%	-35%
Charles	324	239	-26%	376	292	22%	-22%
Prince George's	1,623	863	-47%	1,952	1,283	49%	-34%
St. Mary's	173	63	-64%	181	150	138%	-17%
Eighth Circuit	2,019	1,510	-25%	2,236	1,657	10%	-26%
Baltimore City	2,019	1,510	-25%	2,236	1,657	10%	-26%
STATE TOTALS	11,666	7,287	-38%	13,018	9,124	25%	-30%

Table 3: Circuit Court Civil Original Case Filings – By County, June - July 2019 and 2020

Circuit Court Civil Original Case Filings by County	2019	2020	Percent Change from Last Year: June 2019 & 2020	2019	2020	Percent Change from Previous Month: June & July 2020	Percent Change from Last Year: July 2019 & 2020
First Circuit	124	86	-31%	123	82	-5%	-33%
Dorchester	29	23	-21%	24	5	-78%	-79%
Somerset	19	13	-32%	20	9	-31%	-55%
Wicomico	39	24	-38%	39	42	75%	8%
Worcester	37	26	-30%	40	26	0%	-35%
Second Circuit	139	102	-27%	142	84	-18%	-41%
Caroline	27	9	-67%	15	7	-22%	-53%
Cecil	53	50	-6%	66	35	-30%	-47%
Kent	9	12	33%	10	5	-58%	-50%
Queen Anne's	35	22	-37%	31	21	-5%	-32%
Talbot	15	9	-40%	20	16	78%	-20%
Third Circuit	592	413	-30%	687	449	9%	-35%
Baltimore	492	347	-29%	554	364	5%	-34%
Harford	100	66	-34%	133	85	29%	-36%
Fourth Circuit	134	69	-49%	130	82	19%	-37%
Allegany	66	25	-62%	42	38	52%	-10%
Garrett	9	9	0%	11	6	-33%	-45%
Washington	59	35	-41%	77	38	9%	-51%
Fifth Circuit	548	259	-53%	565	282	9%	-50%
Anne Arundel	369	145	-61%	379	160	10%	-58%
Carroll	57	29	-49%	56	41	41%	-27%
Howard	122	85	-30%	130	81	-5%	-38%
Sixth Circuit	483	339	-30%	616	401	18%	-35%
Frederick	69	55	-20%	87	48	-13%	-45%
Montgomery	414	284	-31%	529	353	24%	-33%
Seventh Circuit	718	432	-40%	851	469	9%	-45%
Calvert	46	16	-65%	58	30	88%	-48%
Charles	91	50	-45%	112	58	16%	-48%
Prince George's	530	350	-34%	640	349	0%	-45%
St. Mary's	51	16	-69%	41	32	100%	-22%
Eighth Circuit	701	655	-7%	906	828	26%	-9%
Baltimore City	701	655	-7%	906	828	26%	-9%
STATE TOTALS	3,439	2,355	-32%	4,020	2,677	14%	-33%

Table 4: Circuit Court Civil-Family Original Case Filings – By County, June - July 2019 and 2020

Circuit Court Civil-Family Original Case Filings by County	2019	2020	Percent Change from Last Year: June 2019 & 2020	2019	2020	Percent Change from Previous Month: June & July 2020	Percent Change from Last Year: July 2019 & 2020
First Circuit	241	120	-50%	208	161	34%	-23%
Dorchester	44	17	-61%	50	23	35%	-54%
Somerset	22	27	23%	33	26	-4%	-21%
Wicomico	120	52	-57%	92	71	37%	-23%
Worcester	55	24	-56%	33	41	71%	24%
Second Circuit	183	141	-23%	227	162	15%	-29%
Caroline	43	27	-37%	63	26	-4%	-59%
Cecil	84	64	-24%	78	73	14%	-6%
Kent	17	6	-65%	21	12	100%	-43%
Queen Anne's	19	24	26%	39	26	8%	-33%
Talbot	20	20	0%	26	25	25%	-4%
Third Circuit	768	481	-37%	863	726	51%	-16%
Baltimore	574	344	-40%	658	541	57%	-18%
Harford	194	137	-29%	205	185	35%	-10%
Fourth Circuit	329	151	-54%	347	182	21%	-48%
Allegany	105	55	-48%	108	47	-15%	-56%
Garrett	23	17	-26%	24	24	41%	0%
Washington	201	79	-61%	215	111	41%	-48%
Fifth Circuit	681	525	-23%	810	620	18%	-23%
Anne Arundel	361	268	-26%	463	322	20%	-30%
Carroll	129	99	-23%	119	135	36%	13%
Howard	191	158	-17%	228	163	3%	-29%
Sixth Circuit	861	548	-36%	821	723	32%	-12%
Frederick	221	134	-39%	190	165	23%	-13%
Montgomery	640	414	-35%	631	558	35%	-12%
Seventh Circuit	1,061	556	-48%	1,280	871	57%	-32%
Calvert	69	55	-20%	91	68	24%	-25%
Charles	136	114	-16%	162	158	39%	-2%
Prince George's	767	342	-55%	935	567	66%	-39%
St. Mary's	89	45	-49%	92	78	73%	-15%
Eighth Circuit	399	205	-49%	466	271	32%	-42%
Baltimore City	399	205	-49%	466	271	32%	-42%
STATE TOTALS	4,523	2,727	-40%	5,022	3,716	36%	-26%

Table 5: Circuit Court Juvenile Original Case Filings – By County, June - July 2019 and 2020

Circuit Court Juvenile Original Case Filings by County	2019	2020	Percent Change from Last Year: June 2019 & 2020	2019	2020	Percent Change from Previous Month: June & July 2020	Percent Change from Last Year: July 2019 & 2020
First Circuit	48	26	-46%	56	45	73%	-20%
Dorchester	11	5	-55%	14	16	220%	14%
Somerset	14	4	-71%	7	4	0%	-43%
Wicomico	9	8	-11%	20	9	13%	-55%
Worcester	14	9	-36%	15	16	78%	7%
Second Circuit	31	9	-71%	43	27	200%	-37%
Caroline	4	2	-50%	11	8	300%	-27%
Cecil	25	5	-80%	27	13	160%	-52%
Kent	0	0	-	0	0	-	-
Queen Anne's	0	0	-	1	0	-	-100%
Talbot	2	2	0%	4	6	200%	50%
Third Circuit	131	80	-39%	171	77	-4%	-55%
Baltimore	107	68	-36%	137	55	-19%	-60%
Harford	24	12	-50%	34	22	83%	-35%
Fourth Circuit	44	26	-41%	59	38	46%	-36%
Allegany	8	15	88%	21	20	33%	-5%
Garrett	8	2	-75%	13	7	250%	-46%
Washington	28	9	-68%	25	11	22%	-56%
Fifth Circuit	90	49	-46%	136	75	53%	-45%
Anne Arundel	54	18	-67%	100	50	178%	-50%
Carroll	6	15	150%	12	16	7%	33%
Howard	30	16	-47%	24	9	-44%	-63%
Sixth Circuit	121	38	-69%	117	52	37%	-56%
Frederick	23	1	-96%	32	2	100%	-94%
Montgomery	98	37	-62%	85	50	35%	-41%
Seventh Circuit	130	41	-68%	120	47	15%	-61%
Calvert	20	5	-75%	12	7	40%	-42%
Charles	17	2	-88%	19	7	250%	-63%
Prince George's	89	34	-62%	75	31	-9%	-59%
St. Mary's	4	0	-100%	14	2	-	-86%
Eighth Circuit	170	84	-51%	154	89	6%	-42%
Baltimore City	170	84	-51%	154	89	6%	-42%
STATE TOTALS	765	353	-54%	856	450	27%	-47%

Table 6: Circuit Court Criminal Original Case Filings – By County, June - July 2019 and 2020

Circuit Court Criminal Original Case Filings by County	2019	2020	Percent Change from Last Year: June 2019 & 2020	2019	2020	Percent Change from Previous Month: June & July 2020	Percent Change from Last Year: July 2019 & 2020
First Circuit	129	50	-61%	144	172	244%	19%
Dorchester	28	2	-93%	18	25	1150%	39%
Somerset	16	14	-13%	24	16	14%	-33%
Wicomico	71	23	-68%	66	99	330%	50%
Worcester	14	11	-21%	36	32	191%	-11%
Second Circuit	258	99	-62%	307	201	103%	-35%
Caroline	26	3	-88%	42	9	200%	-79%
Cecil	156	56	-64%	149	136	143%	-9%
Kent	7	17	143%	31	11	-35%	-65%
Queen Anne's	40	17	-58%	51	32	88%	-37%
Talbot	29	6	-79%	34	13	117%	-62%
Third Circuit	672	348	-48%	636	518	49%	-19%
Baltimore	528	278	-47%	511	451	62%	-12%
Harford	144	70	-51%	125	67	-4%	-46%
Fourth Circuit	136	56	-59%	183	100	79%	-45%
Allegany	72	18	-75%	99	77	328%	-22%
Garrett	6	4	-33%	9	8	100%	-11%
Washington	58	34	-41%	75	15	-56%	-80%
Fifth Circuit	354	245	-31%	415	220	-10%	-47%
Anne Arundel	217	223	3%	255	112	-50%	-56%
Carroll	81	14	-83%	85	39	179%	-54%
Howard	56	8	-86%	75	69	763%	-8%
Sixth Circuit	265	238	-10%	276	139	-42%	-50%
Frederick	127	28	-78%	109	50	79%	-54%
Montgomery	138	210	52%	167	89	-58%	-47%
Seventh Circuit	376	250	-34%	449	462	85%	3%
Calvert	30	38	27%	30	19	-50%	-37%
Charles	80	73	-9%	83	69	-5%	-17%
Prince George's	237	137	-42%	302	336	145%	11%
St. Mary's	29	2	-93%	34	38	1800%	12%
Eighth Circuit	749	566	-24%	710	469	-17%	-34%
Baltimore City	749	566	-24%	710	469	-17%	-34%
STATE TOTALS	2,939	1,852	-37%	3,120	2,281	23%	-27%

Circuit Court Domestic Violence Case Activity

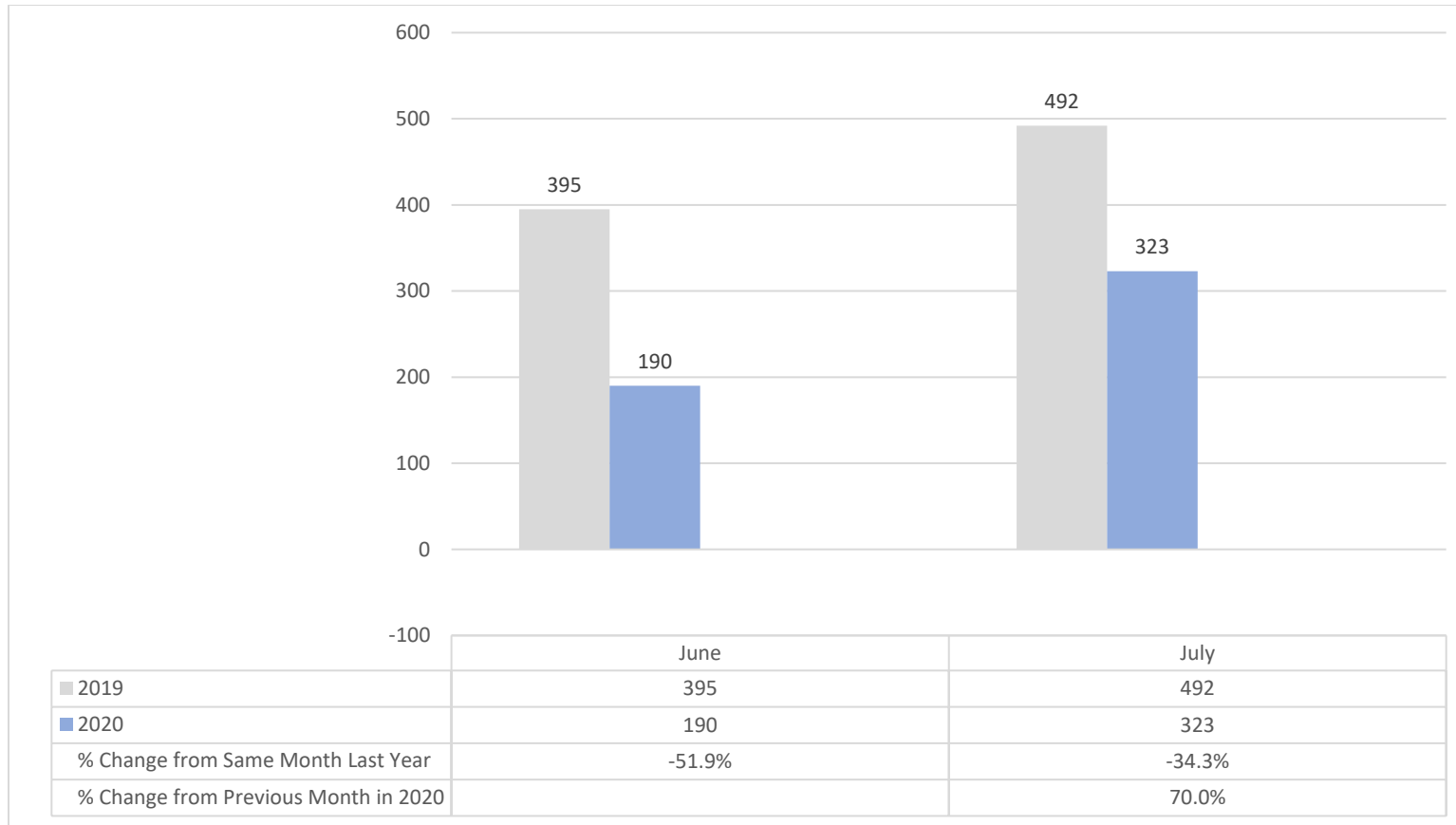
Table 7: Circuit Court Domestic Violence Original Case Filings, Protective Orders by Type, and Hearings Held/Concluded June - July 2019 and 2020*

Circuit Court Protective Orders and Cases Filed by Month and Year	June			July			
	2019	2020	Percent Change from Last Year: June 2019 & 2020	2019	2020	Percent Change from Previous Month: June & July 2020	Percent Change from Last Year: July 2019 & 2020
Domestic Violence Cases Filed	395	190	-51.9%	492	323	70.0%	-34.3%
Domestic Violence Protective Orders	910	384	-57.8%	1,023	681	77.3%	-33.4%
Final	439	194	-55.8%	408	293	51.0%	-28.2%
Temporary	471	190	-59.7%	615	388	104.2%	-36.9%
Domestic Violence Hearings	982	341	-65.3%	1,209	751	120.2%	-37.9%

Source: MDEC County Circuit Courts, Montgomery County Circuit Court, Prince George's Circuit Court; and Baltimore City Civil Source Systems.

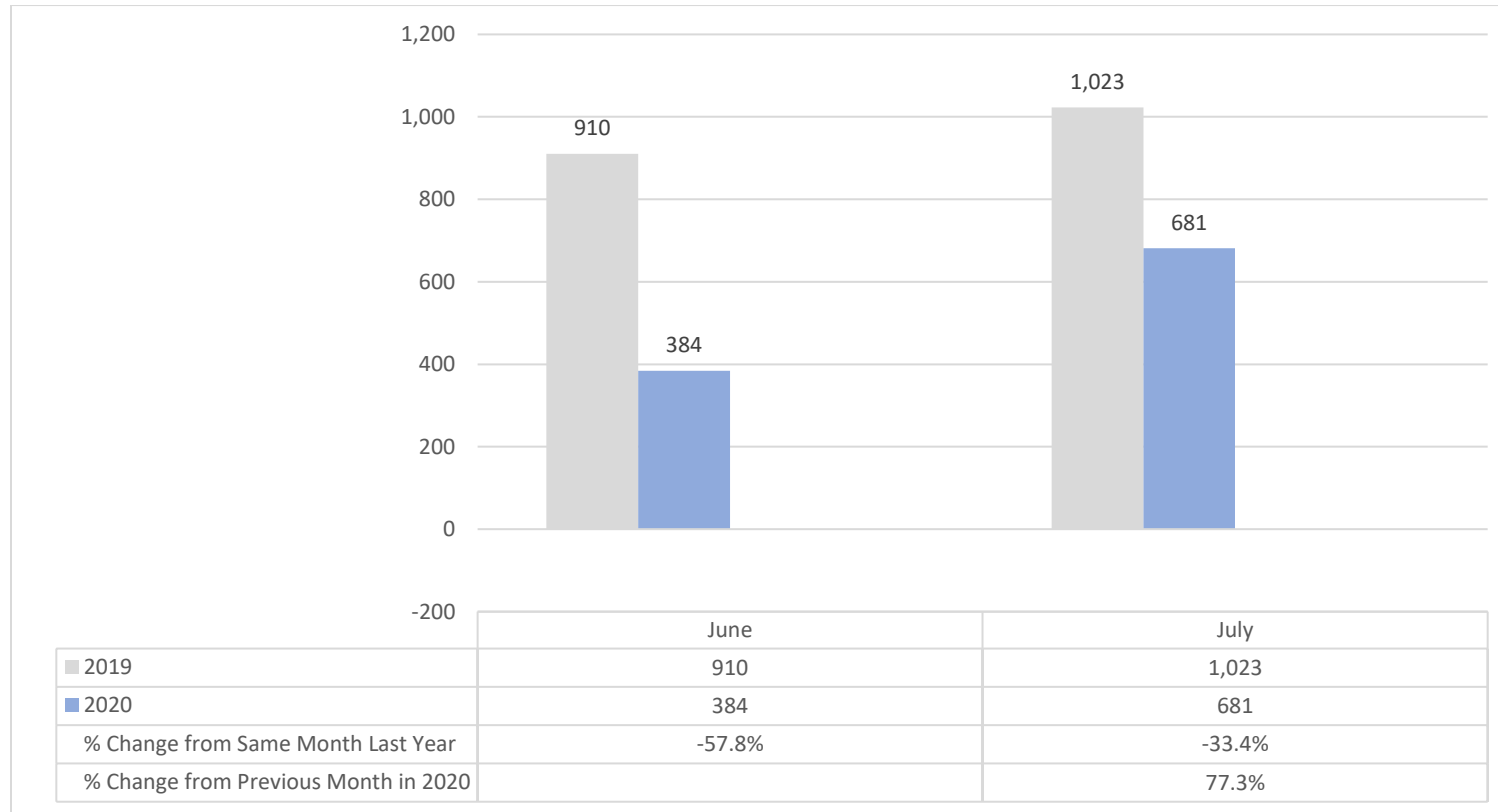
*Data reflects temporary and final domestic violence protective orders denied, dismissed, granted, extended and rescinded.

Figure 1: Monthly Total Circuit Court Domestic Violence Original Case Filings, 2019 and 2020



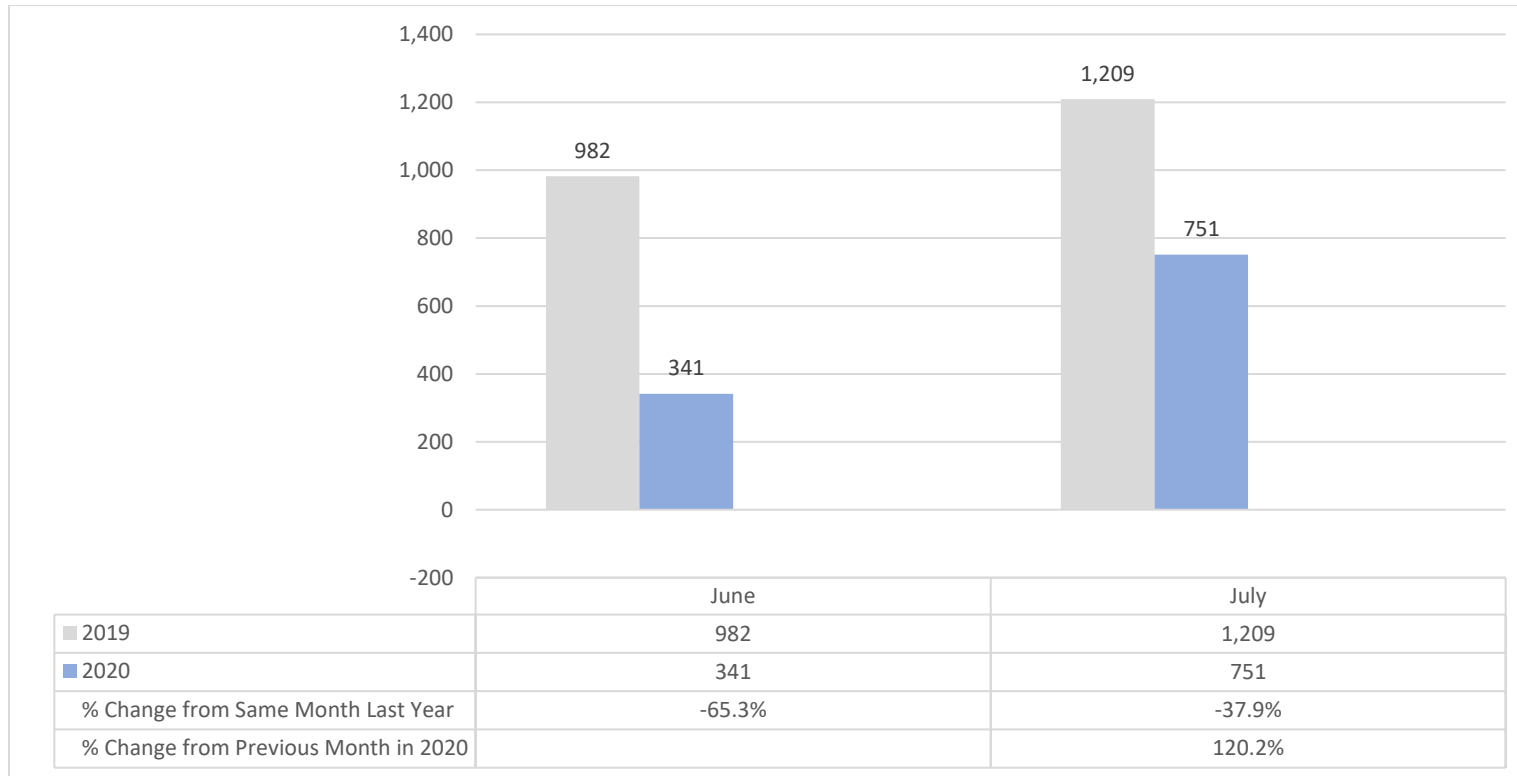
There were 513 domestic violence cases filed from June 2020 to July 2020. Domestic violence cases filed declined 51.9% in June 2020 (190 domestic violence cases filed) compared to June 2019 (395 domestic violence cases filed). In July 2020, there were 323 domestic violence cases filed, a decrease of 34.3% from July 2019 and an increase of 70.0% from June 2020.

Figure 2: Monthly Total Circuit Court Protective Orders, 2019 and 2020



There were 1,065 domestic violence protective orders from June 2020 to July 2020. Domestic violence protective orders declined 57.8% in June 2020 (384 domestic violence protective orders) compared to June 2019 (910 domestic violence protective orders). In July 2020, there were 681 domestic violence protective orders, a decrease of 33.4% from July 2019 and an increase of 77.3% from June 2020.

Figure 3: Circuit Court Domestic Violence Hearings Held/Concluded, 2019 and 2020



There were 1,092 domestic violence hearings from June 2020 to July 2020. Domestic violence hearings declined 65.3% in June 2020 (341 domestic violence hearings) compared to June 2019 (982 domestic violence hearings). In July 2020, there were 751 domestic violence hearings, a decrease of 37.9% from July 2019 and an increase of 120.2% from June 2020.

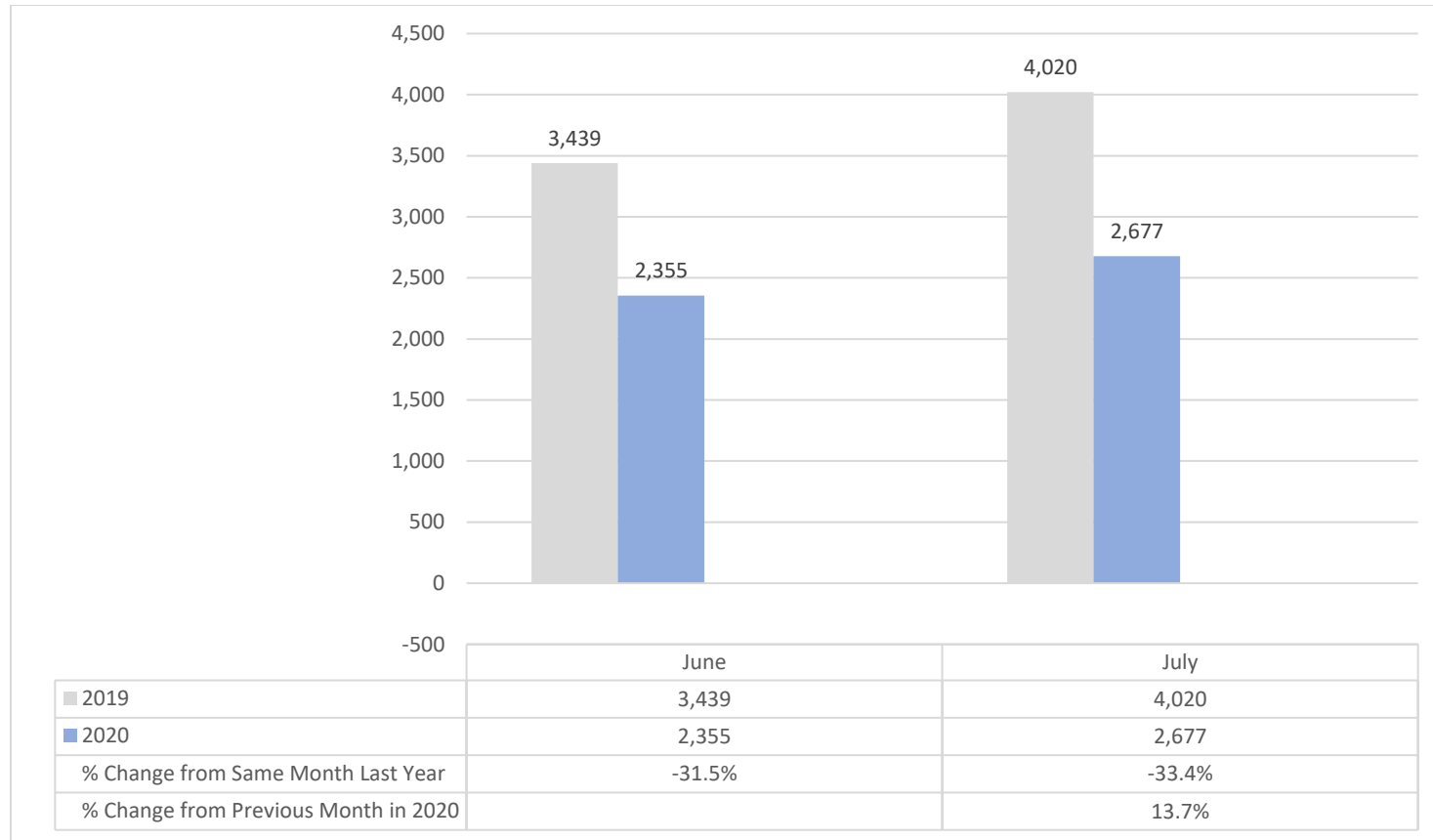
Circuit Court Civil Case Activity

Table 8: Circuit Court Original Civil Case Filings and Hearings Held/Concluded June - July 2019 and 2020

Circuit Court Civil Case Activity	June			July			
	2019	2020	Percent Change from Last Year: June 2019 & 2020	2019	2020	Percent Change from Previous Month: June & July 2020	Percent Change from Last Year: July 2019 & 2020
Total Civil Original Filings	3,439	2,355	-31.5%	4,020	2,677	13.7%	-33.4%
Highlight Case Type: Foreclosure (Non-Commercial)	1,135	237	-79.1%	1,418	260	9.7%	-81.7%
All Other Civil Case Filings	2,304	2,118	-8.1%	2,602	2,417	14.1%	-7.1%
All Civil Hearings	2,813	829	-70.5%	2,906	1,203	45.1%	-58.6%

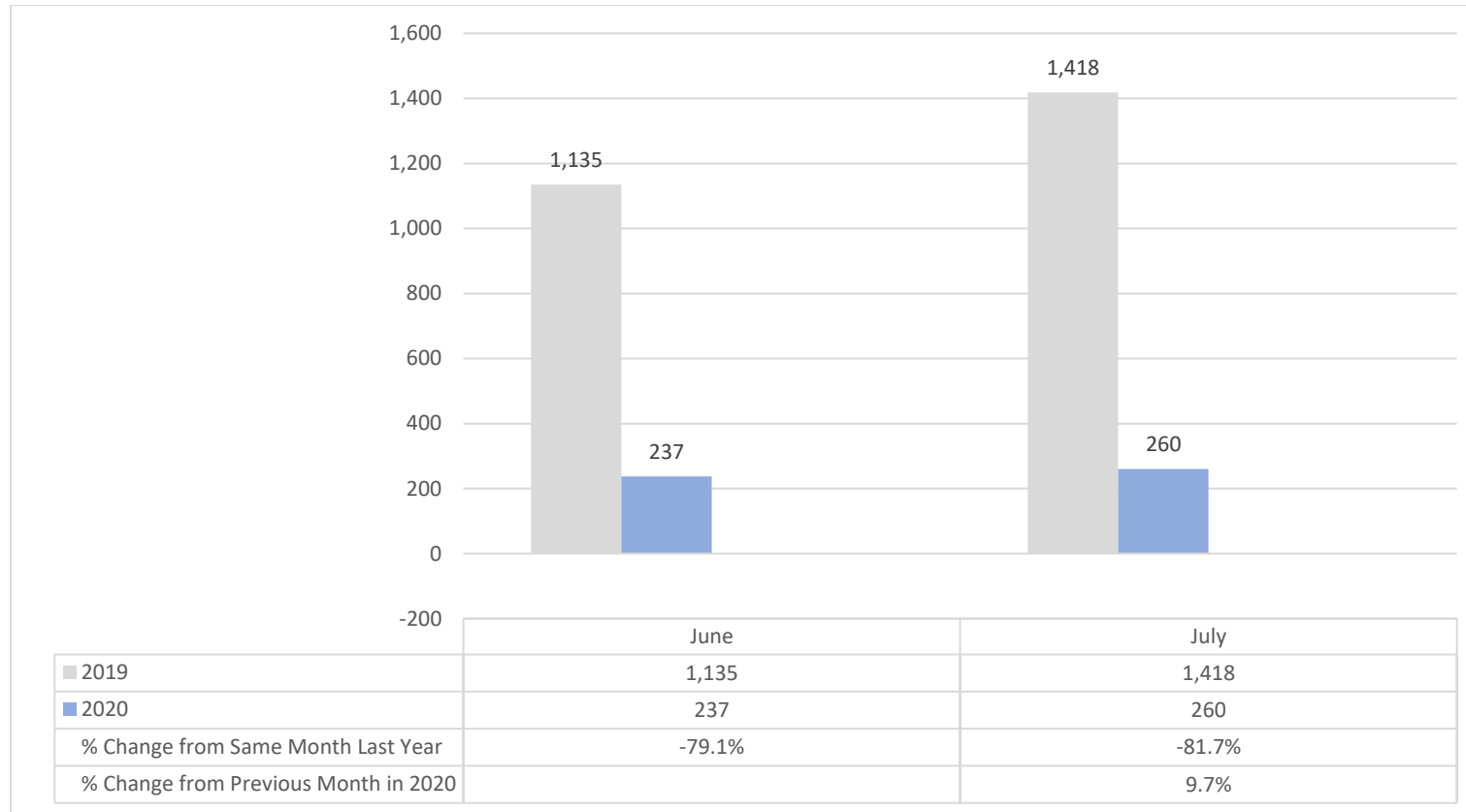
Source: MDEC County Circuit Courts, Montgomery County Circuit Court, Prince George's Circuit Court; and Baltimore City Civil Source Systems.

Figure 4: Monthly Circuit Court – Original Case Filings – Case Category: Civil, 2019 and 2020



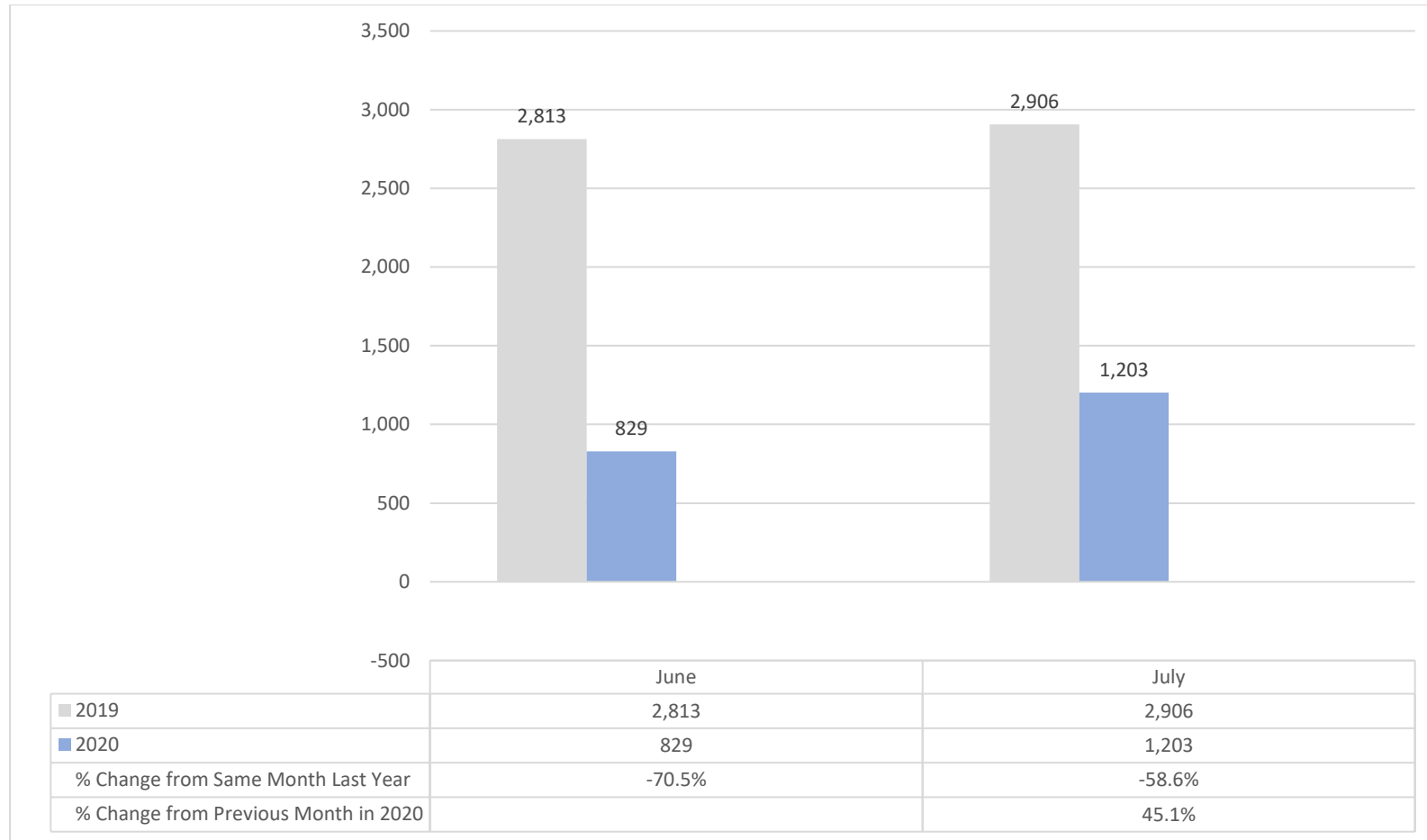
There were 5,032 civil original filings from June 2020 to July 2020. Civil original filings declined 31.5% in June 2020 (2,355 civil original filings) compared to June 2019 (3,439 civil original filings). In July 2020, there were 2,677 civil original filings, a decrease of 33.4% from July 2019 and an increase of 13.7% from June 2020.

Figure 5: Monthly Circuit Court – Original Case Filings – Case Type: Foreclosure (Residential), 2019 and 2020



There were 497 foreclosure (non-commercial) from June 2020 to July 2020. Foreclosure (non-commercial) declined 79.1% in June 2020 (237 foreclosure (non-commercial)) compared to June 2019 (1,135 foreclosure (non-commercial)). In July 2020, there were 260 foreclosure (non-commercial), a decrease of 81.7% from July 2019 and an increase of 9.7% from June 2020.

Figure 6: Monthly Circuit Court Civil Hearings Held/Concluded, 2019 and 2020



There were 2,032 all civil hearings from June 2020 to July 2020. All civil hearings declined 70.5% in June 2020 (829 all civil hearings) compared to June 2019 (2,813 all civil hearings). In July 2020, there were 1,203 all civil hearings, a decrease of 58.6% from July 2019 and an increase of 45.1% from June 2020.

Circuit Court Civil-Family Case Activity

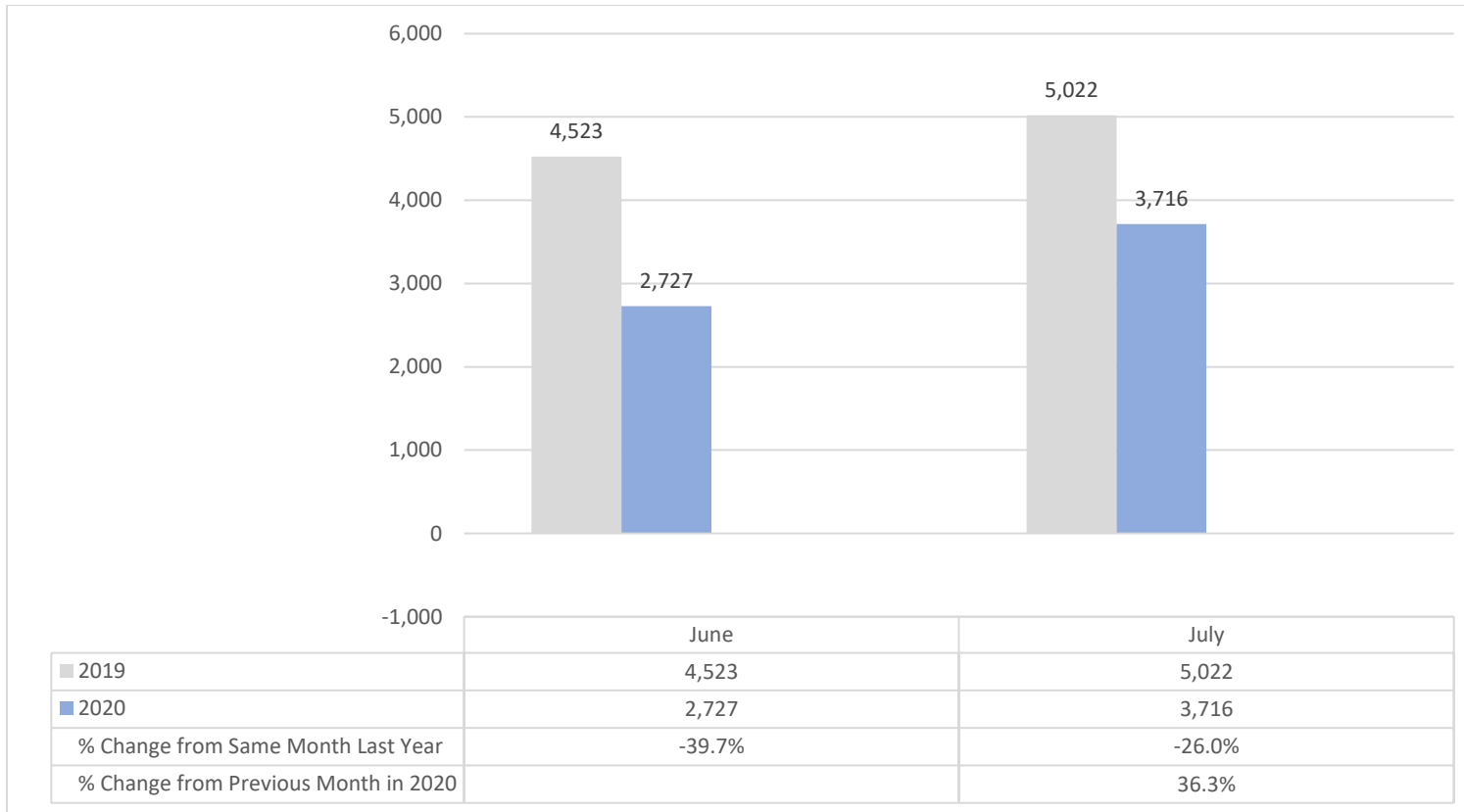
Table 9: All Circuit Court Civil-Family Original Case Filings, Hearings Held/Concluded, June - July 2019 and 2020

Circuit Court Protective Orders and Cases Filed by Month and Year	June			July			Percent Change from Last Year: July 2019 & 2020
	2019	2020	Percent Change from Last Year: June 2019 & 2020	2019	2020	Percent Change from Previous Month: June & July 2020	
Total Civil-Family Original Filings*	4,523	2,727	-39.7%	5,022	3,716	36.3%	-26.0%
Highlight Case Type- Child Custody (Versus) Filings	960	572	-40.4%	1,071	774	35.3%	-27.7%
Highlight Case Type - Child Support (Agency) Filings	476	82	-82.8%	543	140	70.7%	-74.2%
Highlight Case Type: Divorce - Absolute Filings	1,583	1,285	-18.8%	1,692	1,679	30.7%	-0.8%
Highlight Case Type: Divorce - Limited Filings	154	113	-26.6%	156	119	5.3%	-23.7%
All Other Civil-Family Filings	1,350	675	-50.0%	1,560	1,004	48.7%	-35.6%
Total Civil-Family Hearings*	12,810	4,692	-63.4%	14,056	6,982	48.8%	-50.3%
Highlight Hearing: Contested Divorce	199	98	-50.8%	210	118	20.4%	-43.8%
Highlight Hearing: Uncontested Divorce	952	742	-22.1%	1,326	822	10.8%	-38.0%
All Other Civil Family Hearings	11,659	3,852	-67.0%	12,520	6,042	56.9%	-51.7%

Source: MDEC County Circuit Courts, Montgomery County Circuit Court, Prince George's Circuit Court; and Baltimore City Criminal Source Systems.

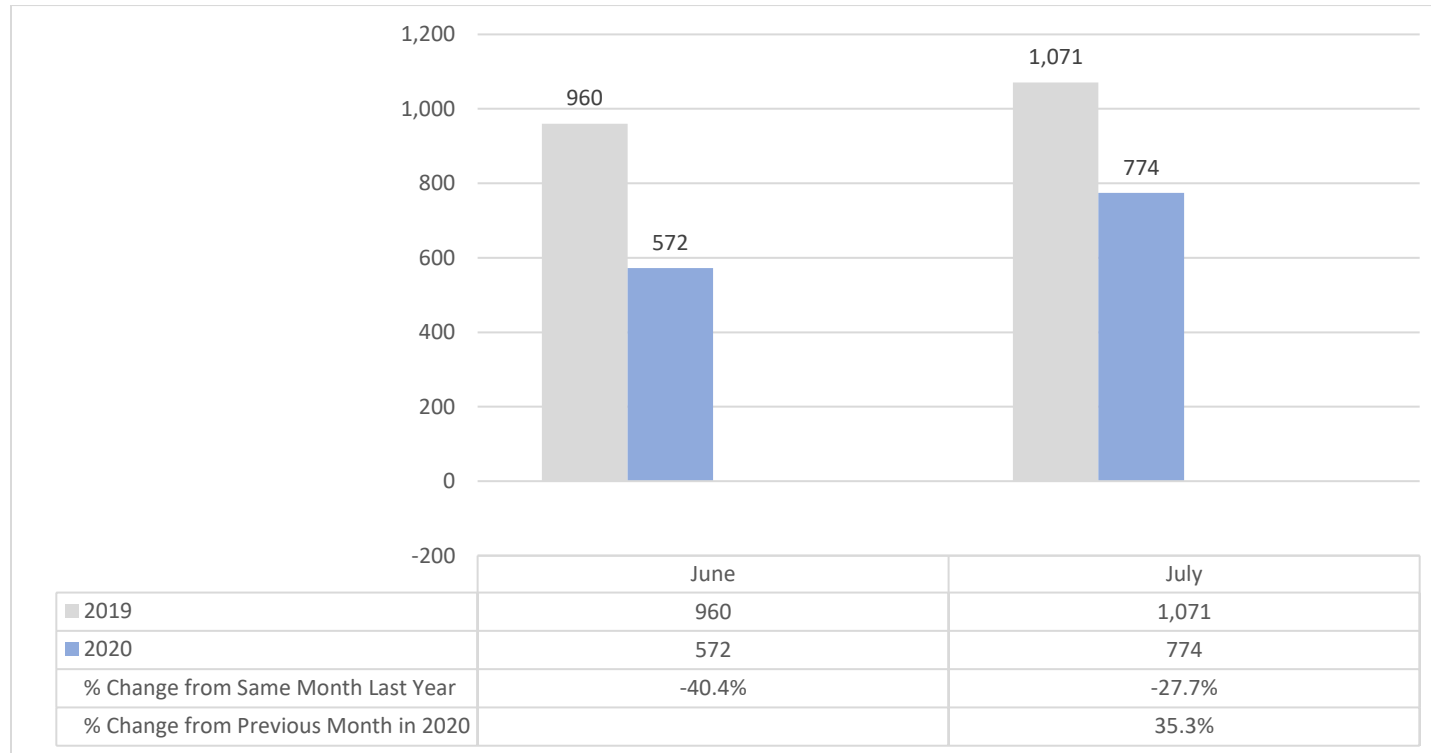
*Includes domestic violence case types and hearings

Figure 7: Monthly Circuit Court – Original Case Filings – Case Category: Civil- Family, 2019 and 2020



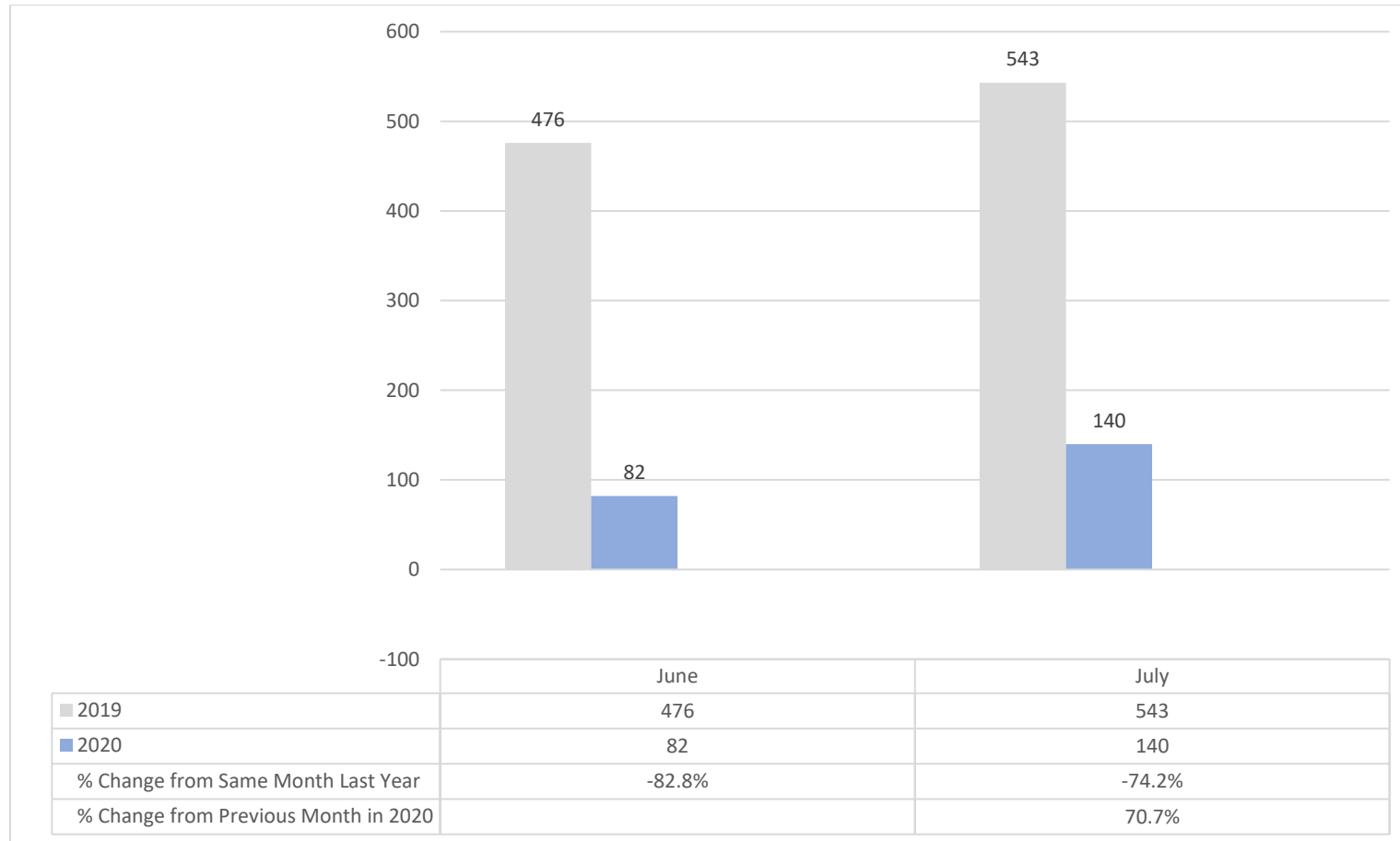
There were 6,443 circuit court family original case filings from June 2020 to July 2020. Circuit court family original case filings declined 39.7% in June 2020 (2,727 circuit court family original case filings) compared to June 2019 (4,523 circuit court family original case filings). In July 2020, there were 3,716 circuit court family original case filings, a decrease of 26.0% from July 2019 and an increase of 36.3% from June 2020.

Figure 8: Monthly Circuit Court – Original Case Filings – Case Type: Child Custody (Versus), 2019 and 2020



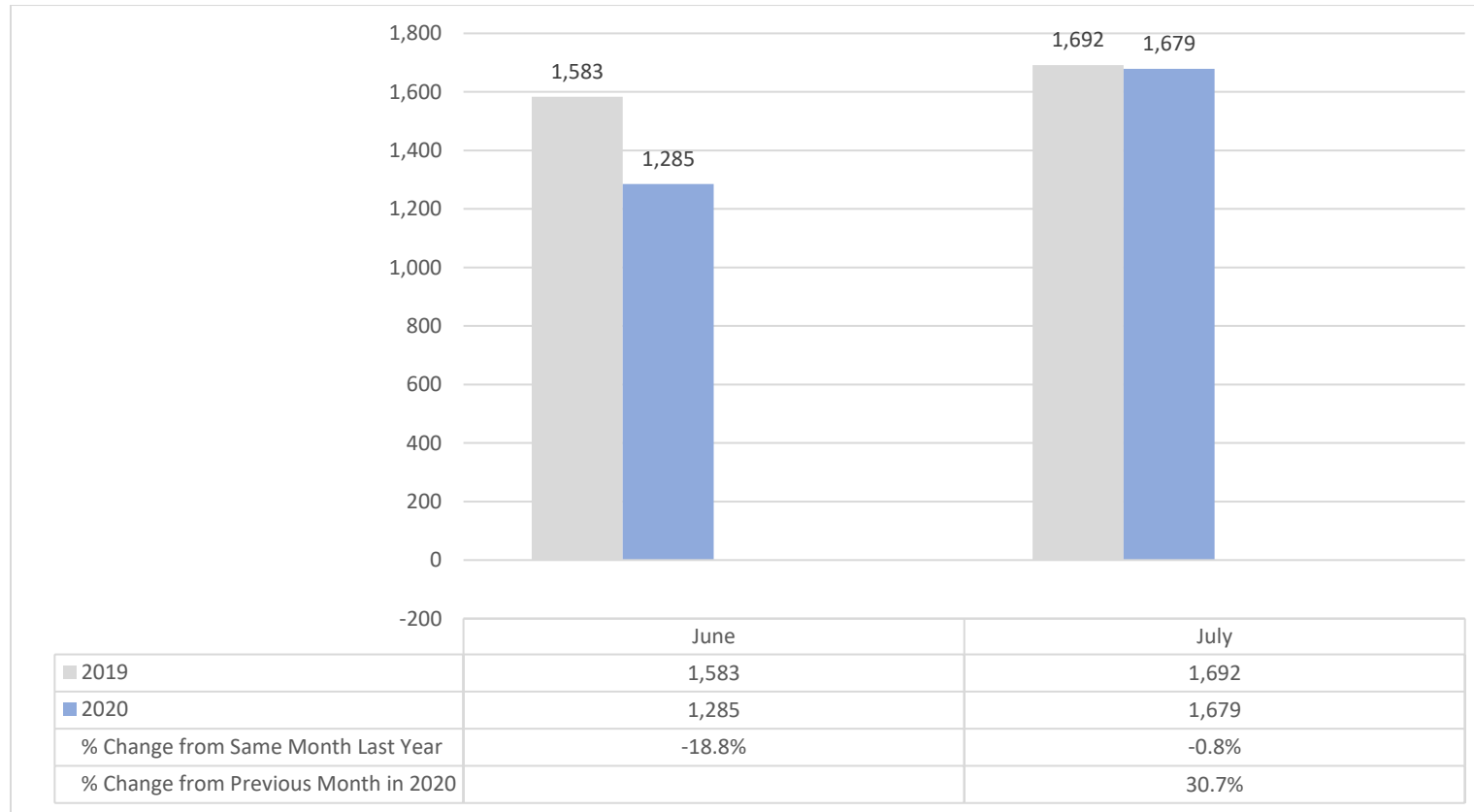
There were 1,346 circuit court child custody (versus) original case filings from June 2020 to July 2020. Circuit court child custody (versus) original case filings declined 40.4% in June 2020 (572 circuit court child custody (versus) original case filings) compared to June 2019 (960 circuit court child custody (versus) original case filings). In July 2020, there were 774 circuit court child custody (versus) original case filings, a decrease of 27.7% from July 2019 and an increase of 35.3% from June 2020.

Figure 9: Monthly Circuit Court – Original Case Filings – Case Type: Child Support (Agency), 2019 and 2020



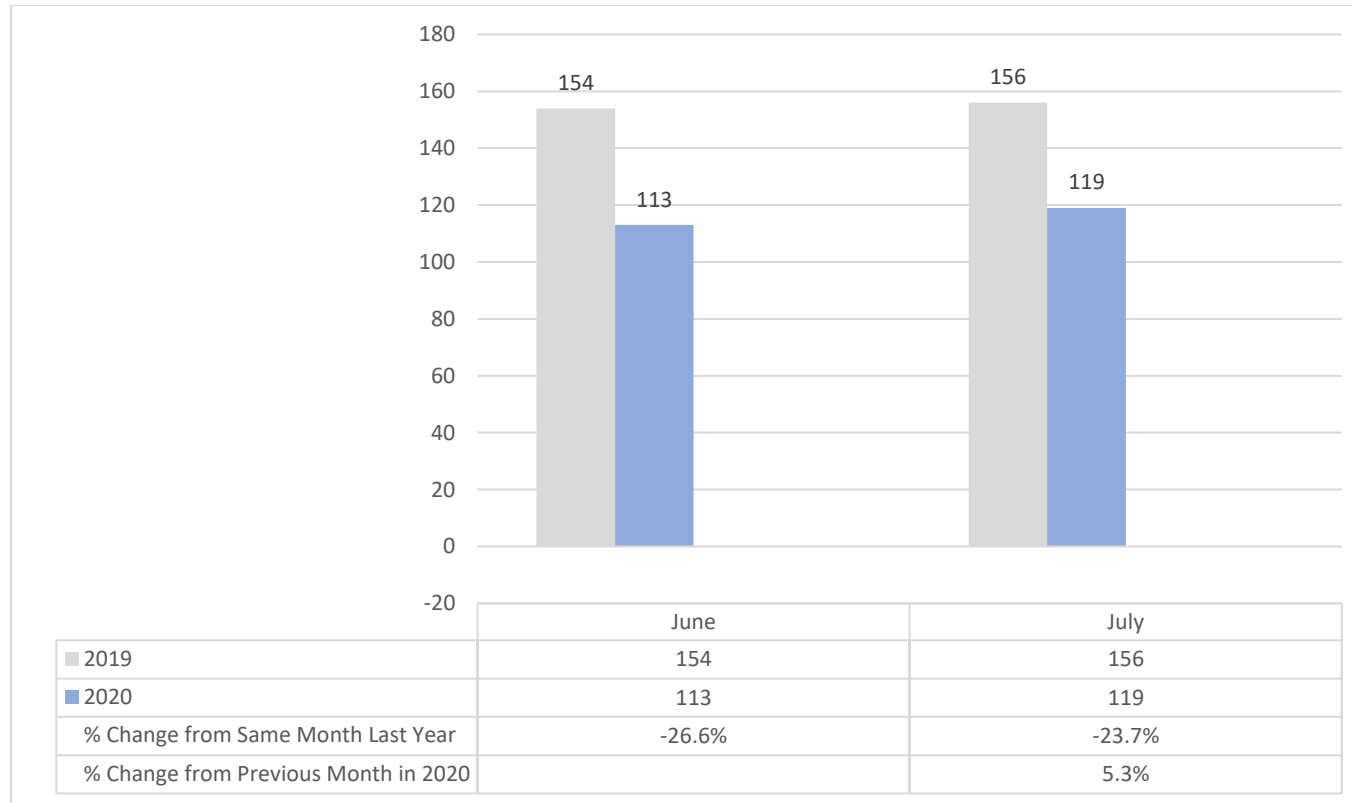
There were 222 circuit court child support (agency) original case filings from June 2020 to July 2020. Circuit court child support (agency) original case filings declined 82.8% in June 2020 (82 circuit court child support (agency) original case filings) compared to June 2019 (476 circuit court child support (agency) original case filings). In July 2020, there were 140 circuit court child support (agency) original case filings, a decrease of 74.2% from July 2019 and an increase of 70.7% from June 2020.

Figure 10: Monthly Circuit Court – Original Case Filings – Case Type: Divorce (Absolute), 2019 and 2020



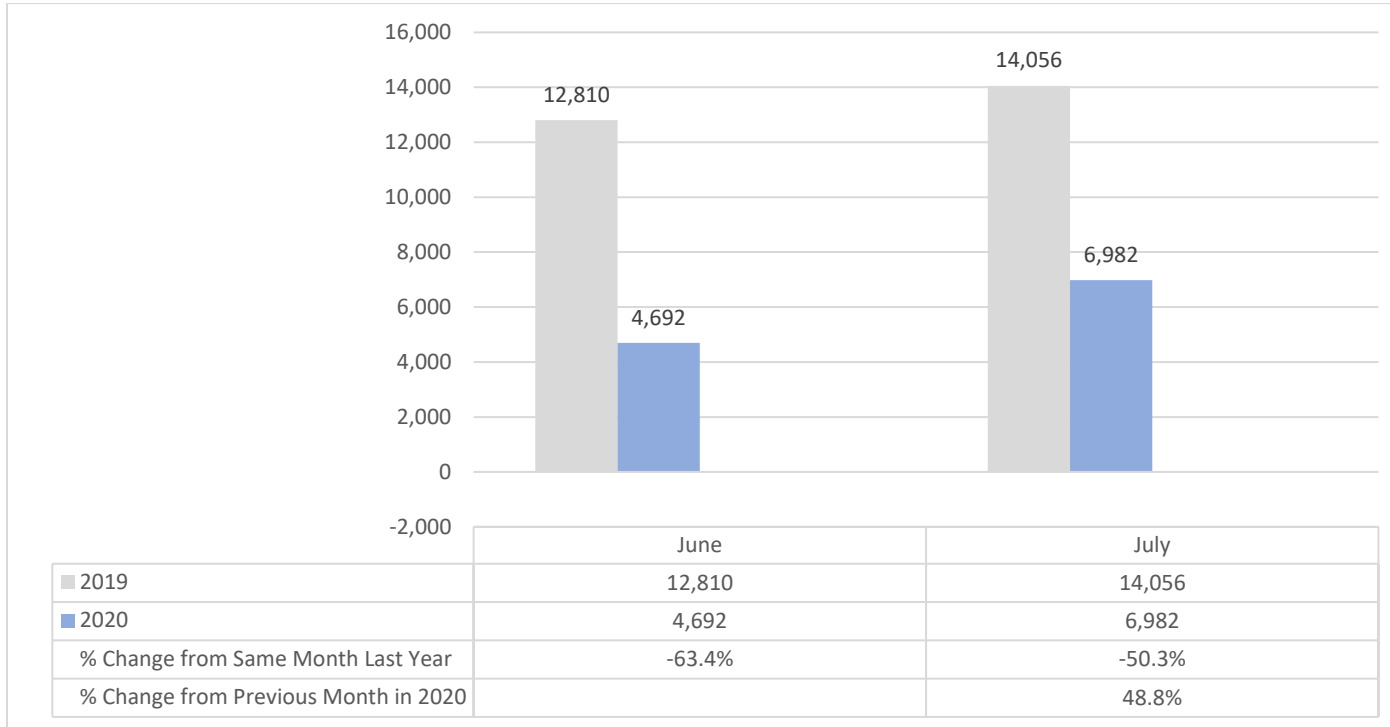
There were 2,964 circuit court divorce absolute original case filings from June 2020 to July 2020. Circuit court divorce absolute original case filings declined 18.8% in June 2020 (1,285 circuit court divorce absolute original case filings) compared to June 2019 (1,583 circuit court divorce absolute original case filings). In July 2020, there were 1,679 circuit court divorce absolute original case filings, a decrease of 0.8% from July 2019 and an increase of 30.7% from June 2020.

Figure 11: Monthly Circuit Court – Original Case Filings – Case Type: Divorce (Limited), 2019 and 2020



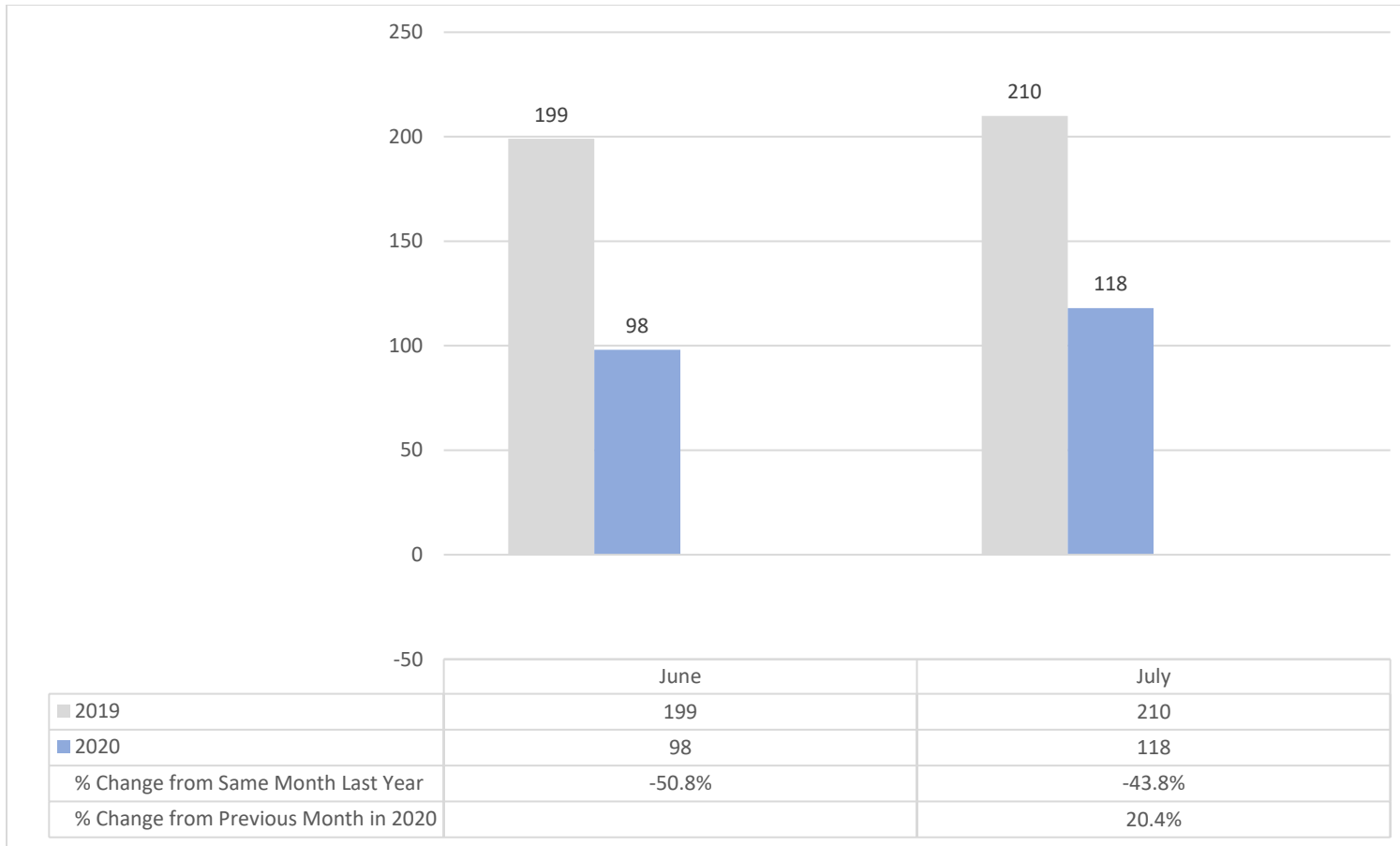
There were 232 circuit court divorce limited original case filings from June 2020 to July 2020. Circuit court divorce limited original case filings declined 26.6% in June 2020 (113 circuit court divorce limited original case filings) compared to June 2019 (154 circuit court divorce limited original case filings). In July 2020, there were 119 circuit court divorce limited original case filings, a decrease of 23.7% from July 2019 and an increase of 5.3% from June 2020.

Figure 12: Monthly Circuit Court Civil Family Hearings Held/Concluded, 2019 and 2020



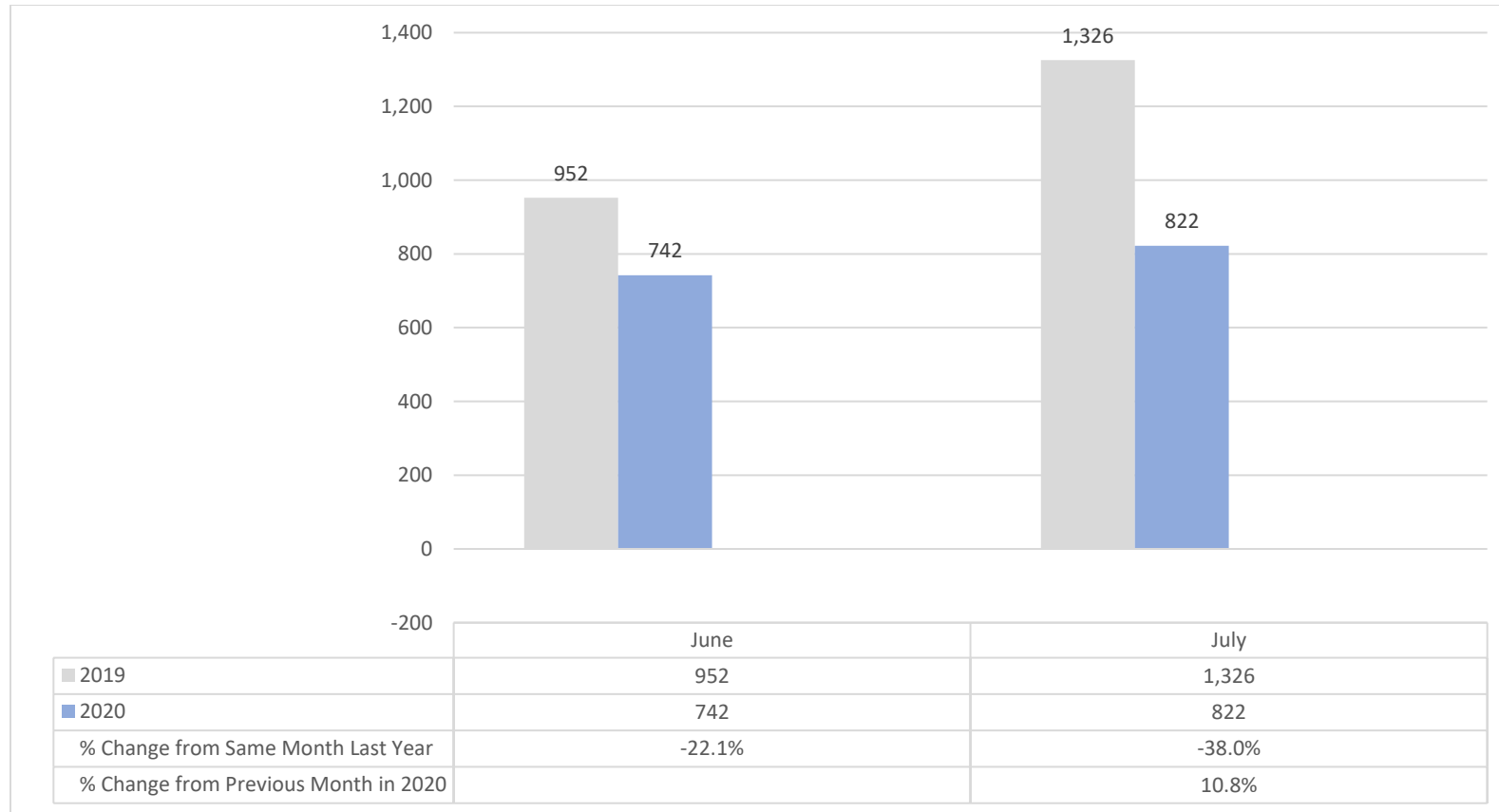
There were 11,674 circuit court civil-family hearings held/concluded in June and July of 2020. Circuit court civil-family hearings held/concluded declined 63.4% in June 2020 (4,692 circuit court civil-family hearings held/concluded) compared to June 2019 (12,810 circuit court civil-family hearings held/concluded). In July 2020, there were 6,982 circuit court civil-family hearings held/concluded, a decrease of 50.3% from July 2019 and an increase of 48.8% from June 2020.

Figure 13: Monthly Circuit Court Divorce Hearings Held/Concluded – Contested, 2019 and 2020



There were 216 circuit court contested divorce hearings held/concluded from June 2020 to July 2020. Circuit court contested divorce hearings held/concluded declined 50.8% in June 2020 (98 circuit court contested divorce hearings held/concluded) compared to June 2019 (199 circuit court contested divorce hearings held/concluded). In July 2020, there were 118 circuit court contested divorce hearings held/concluded, a decrease of 43.8% from July 2019 and an increase of 20.4% from June 2020.

Figure 14: Monthly Circuit Court Divorce Hearings Held/Concluded – Uncontested, 2019 and 2020



There were 1,564 circuit court uncontested divorce hearings held/concluded from June 2020 to July 2020. Circuit court uncontested divorce hearings held/concluded declined 22.1% in June 2020 (742 circuit court uncontested divorce hearings held/concluded) compared to June 2019 (952 circuit court uncontested divorce hearings held/concluded). In July 2020, there were 822 circuit court uncontested divorce hearings held/concluded, a decrease of 38.0% from July 2019 and an increase of 10.8% from June 2020.

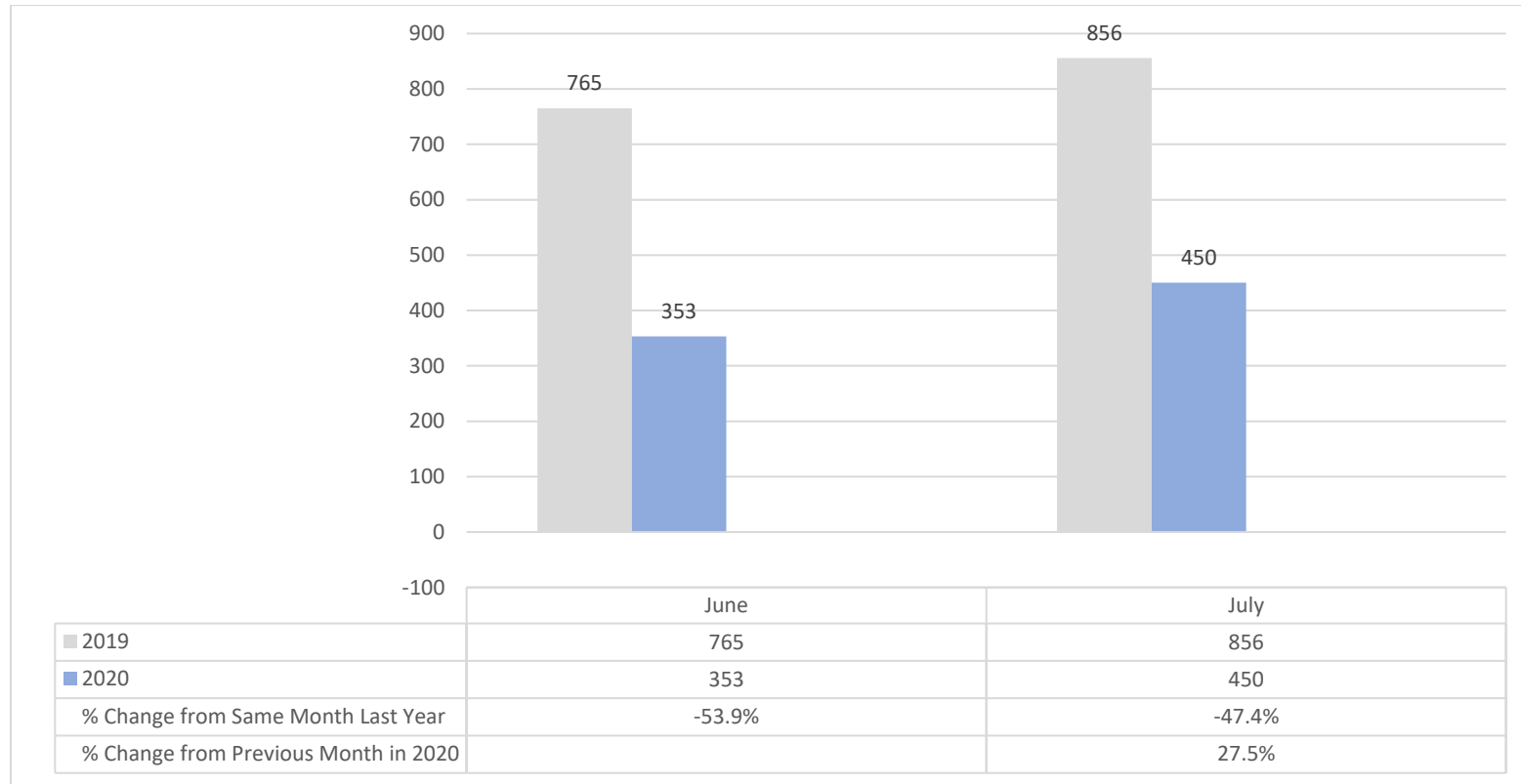
Circuit Court Juvenile Case Activity

Table 10: All Circuit Court Juvenile Original Case Filings, Hearings Held/Concluded, June - July 2019 and 2020

Circuit Court Juvenile Case Activity	June			July			
	2019	2020	Percent Change from Last Year: June 2019 & 2020	2019	2020	Percent Change from Previous Month: June & July 2020	Percent Change from Last Year: July 2019 & 2020
Total Juvenile Original Filings	765	353	-53.9%	856	450	27.5%	-47.4%
Total Juvenile Hearings	6,892	5,154	-25.2%	6,263	5,348	3.8%	-14.6%
Highlight Hearing: Child in Need of Assistance Hearings	2,880	2,507	-13.0%	2,602	2,740	9.3%	5.3%
All Other Juvenile Hearings	4,012	2,647	-34.0%	3,661	2,608	-1.5%	-28.8%

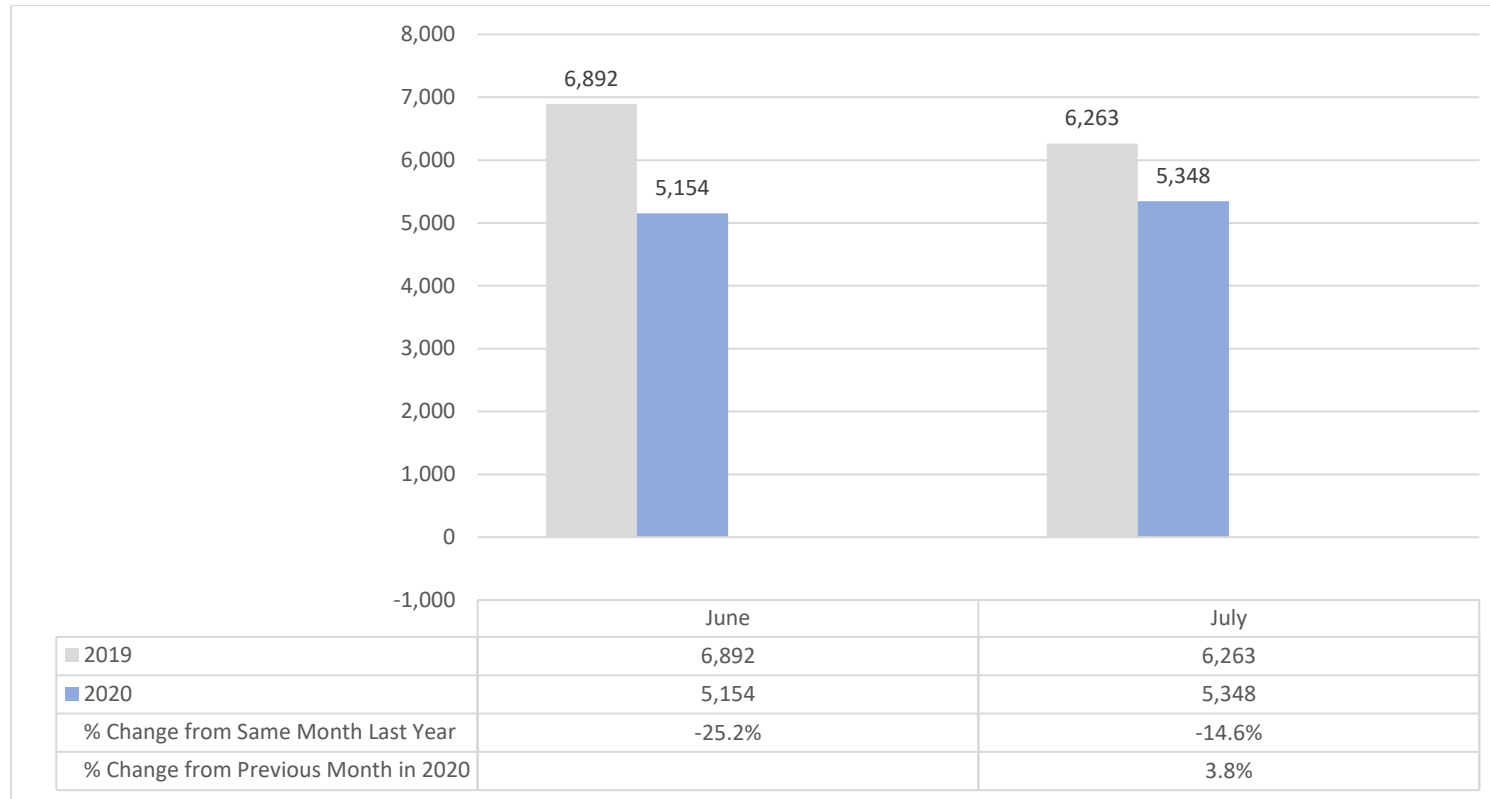
Source: MDEC County Circuit Courts, Montgomery County Circuit Court, Prince George's Circuit Court; and Baltimore City Juvenile Source Systems.

Figure 15: Monthly Circuit Court – Original Case Filings – Case Category: Juvenile, 2019 and 2020



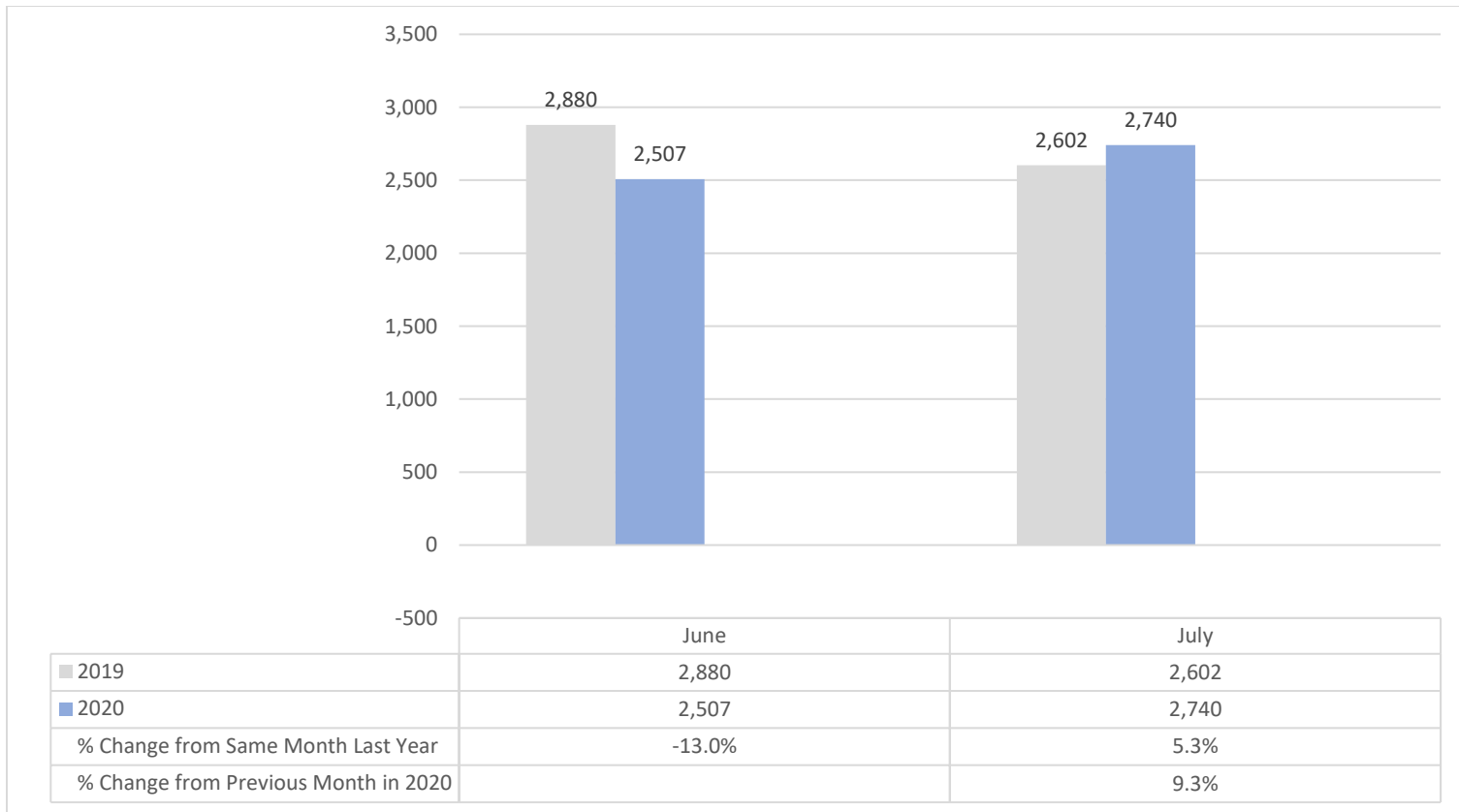
There were 803 circuit court original juvenile case filings from June 2020 to July 2020. Circuit court original juvenile case filings declined 53.9% in June 2020 (353 circuit court original juvenile case filings) compared to June 2019 (765 circuit court original juvenile case filings). In July 2020, there were 450 circuit court original juvenile case filings, a decrease of 47.4% from July 2019 and an increase of 27.5% from June 2020.

Figure 16: Monthly Circuit Court Juvenile Hearings Held/Concluded, 2019 and 2020



There were 10,502 circuit court juvenile hearings held/concluded from June 2020 to July 2020. Circuit court juvenile hearings held/concluded declined 25.2% in June 2020 (5,154 circuit court juvenile hearings held/concluded) compared to June 2019 (6,892 circuit court juvenile hearings held/concluded). In July 2020, there were 5,348 circuit court juvenile hearings held/concluded, a decrease of 14.6% from July 2019 and an increase of 3.8% from June 2020.

Figure 17: Monthly Circuit Court Child in Need of Assistance (CINA) Hearings Held/Concluded, 2019 and 2020



There were 5,247 circuit court CINA hearings held/concluded from June 2020 to July 2020. Circuit court CINA hearings held/concluded declined 13.0% in June 2020 (2,507 circuit court CINA hearings held/concluded) compared to June 2019 (2,880 circuit court CINA hearings held/concluded). In July 2020, there were 2,740 circuit court CINA hearings held/concluded, an increase of 5.3% from July 2019 and an increase of 9.3% from June 2020.

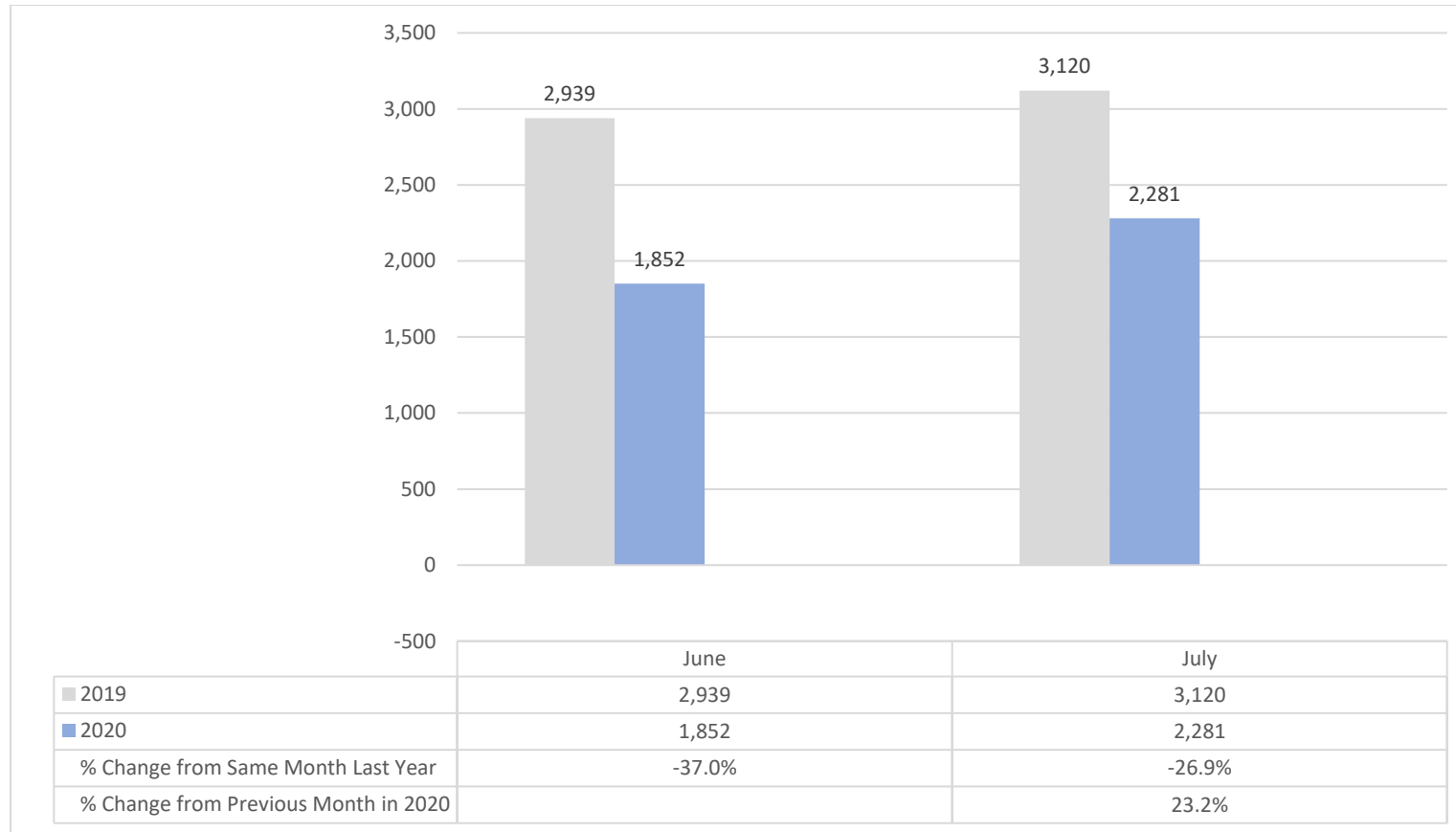
Circuit Court Criminal Case Activity

Table 11: Circuit Court Criminal Case Activity – Case Filings, Pleas, Hearings Held/Concluded and Dispositions June - July 2019 and 2020

Circuit Court Criminal Case Activity	June			July			Percent Change from Last Year: July 2019 & 2020
	2019	2020	Percent Change from Last Year: June 2019 & 2020	2019	2020	Percent Change from Previous Month: June & July 2020	
Total Criminal Original Filings	2,939	1,852	-37.0%	3,120	2,281	23.2%	-26.9%
Pleas by Charge	6,321	1,400	-77.9%	6,870	1,803	28.8%	-73.8%
Pleas by Unique Case	2,463	672	-72.7%	2,686	919	36.8%	-65.8%
Total Criminal Hearings	13,852	5,528	-60.1%	15,212	7,130	29.0%	-53.1%
Highlight Hearing - Bail Review Hearings	1,461	589	-59.7%	1,898	737	25.1%	-61.2%
All Other Criminal Hearings	12,391	4,939	-60.1%	13,314	6,393	29.4%	-52.0%
Dispositions by Charge	16,653	4,370	-73.8%	16,057	7,030	60.9%	-56.2%
Dispositions by Case	3,467	991	-71.4%	3,579	1,469	48.2%	-59.0%

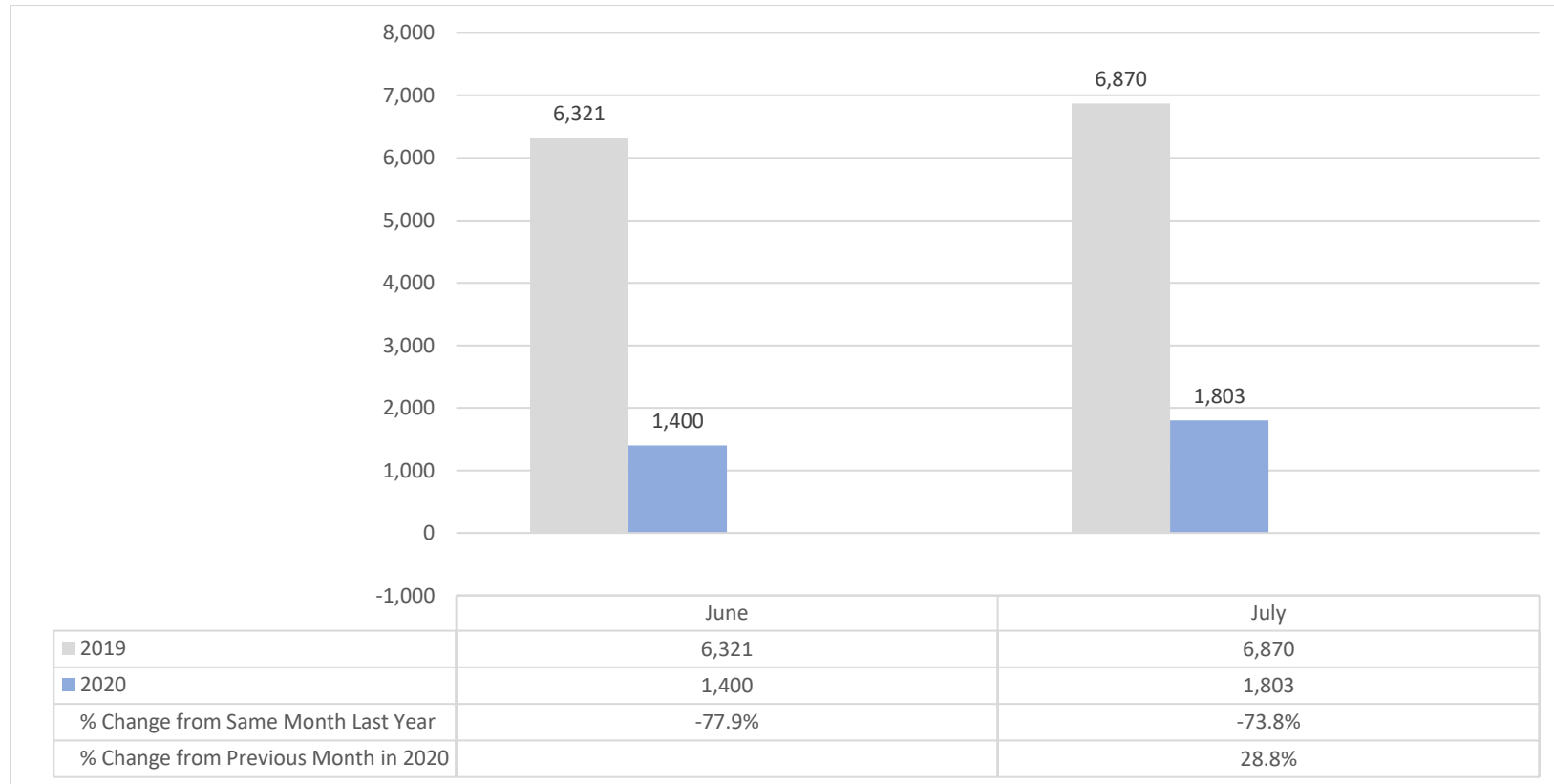
Source: MDEC County Circuit Courts, Montgomery County Circuit Court, Prince George's Circuit Court; and Baltimore City Criminal Source Systems.

Figure 18: Monthly Circuit Court – Original Case Filings – Case Category: Criminal, 2019 and 2020



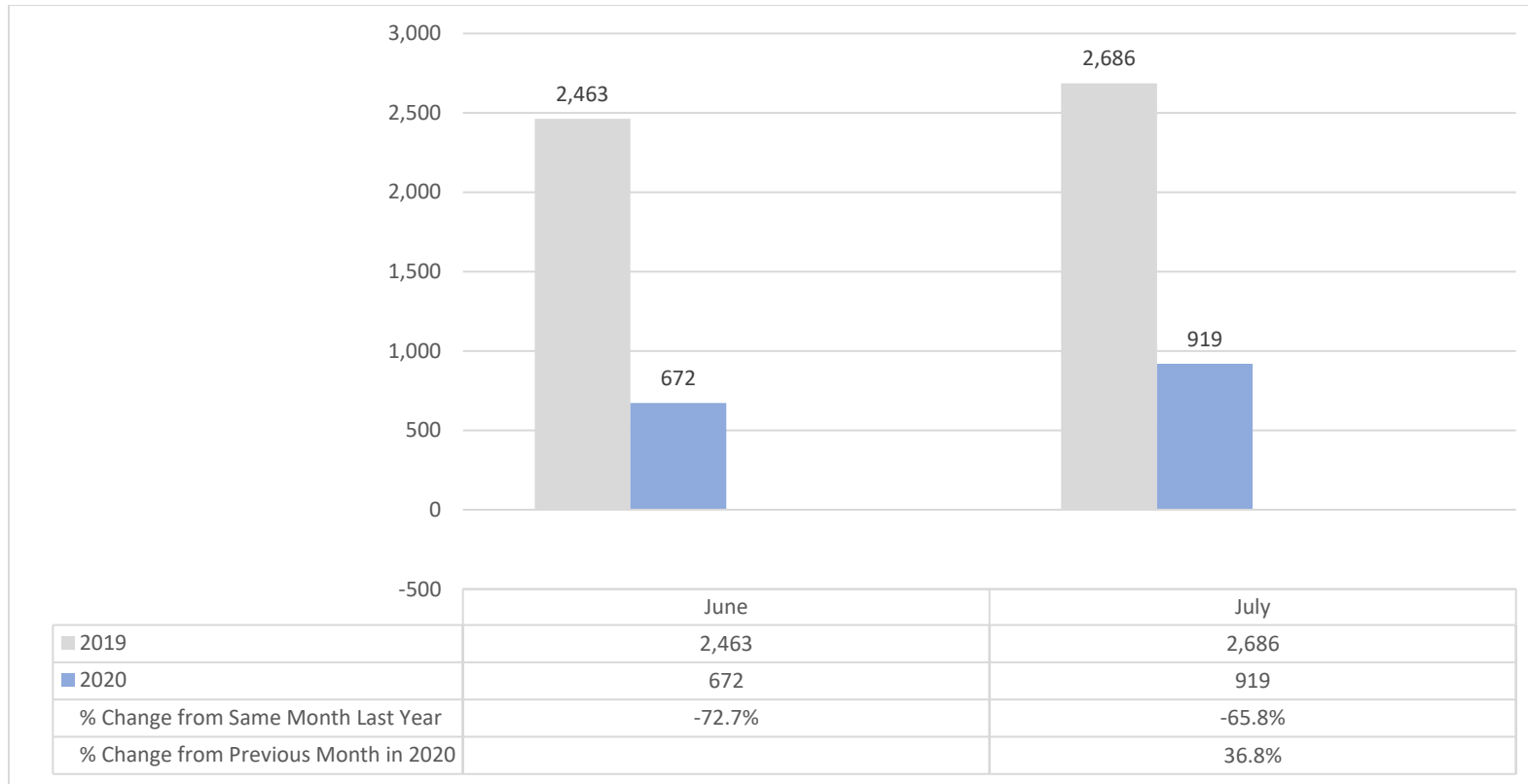
There were 4,133 circuit court original criminal case filings from June 2020 to July 2020. Circuit court original criminal case filings declined 37.0% in June 2020 (1,852 circuit court original criminal case filings) compared to June 2019 (2,939 circuit court original criminal case filings). In July 2020, there were 2,281 circuit court original criminal case filings, a decrease of 26.9% from July 2019 and an increase of 23.2% from June 2020.

Figure 19: Monthly Circuit Court – Criminal Case Activity – Criminal Pleas (Total Charges Pled), 2019 and 2020



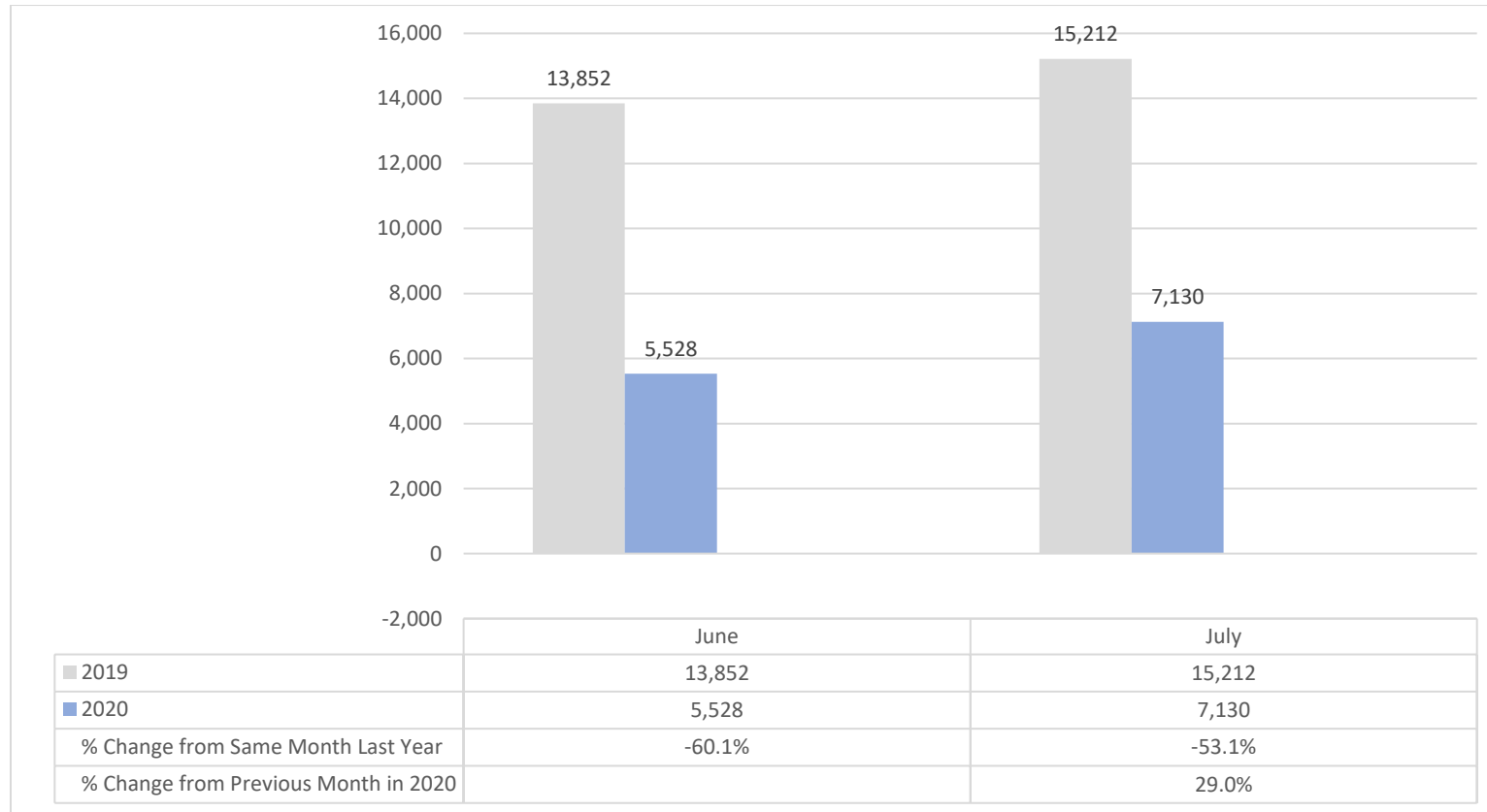
There were 3,203 circuit court criminal pleas (total charges pled) from June 2020 to July 2020. Circuit court criminal pleas (total charges pled) declined 77.9% in June 2020 (1,400 circuit court criminal pleas (total charges pled)) compared to June 2019 (6,321 circuit court criminal pleas (total charges pled)). In July 2020, there were 1,803 circuit court criminal pleas (total charges pled), a decrease of 73.8% from July 2019 and an increase of 28.8% from June 2020.

Figure 20: Monthly Circuit Court – Criminal Case Activity – Criminal Pleas (Unique Cases), 2019 and 2020



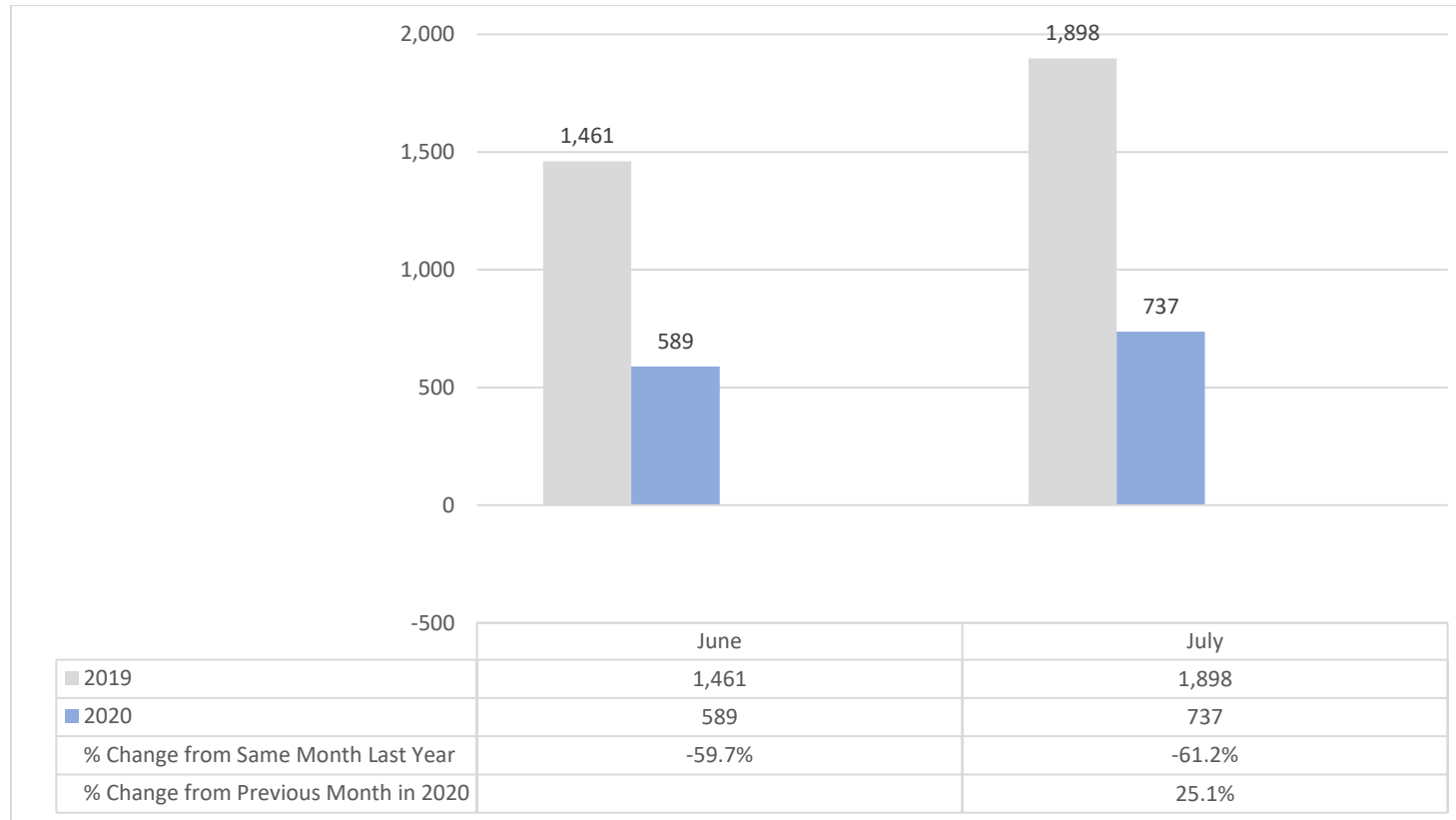
There were 1,591 circuit court criminal pleas (unique cases) from June 2020 to July 2020. Circuit court criminal pleas (unique cases) declined 72.7% in June 2020 (672 circuit court criminal pleas (unique cases)) compared to June 2019 (2,463 circuit court criminal pleas (unique cases)). In July 2020, there were 919 circuit court criminal pleas (unique cases), a decrease of 65.8% from July 2019 and an increase of 36.8% from June 2020.

Figure 21: Monthly Circuit Court Criminal Hearings Held/Concluded, 2019 and 2020



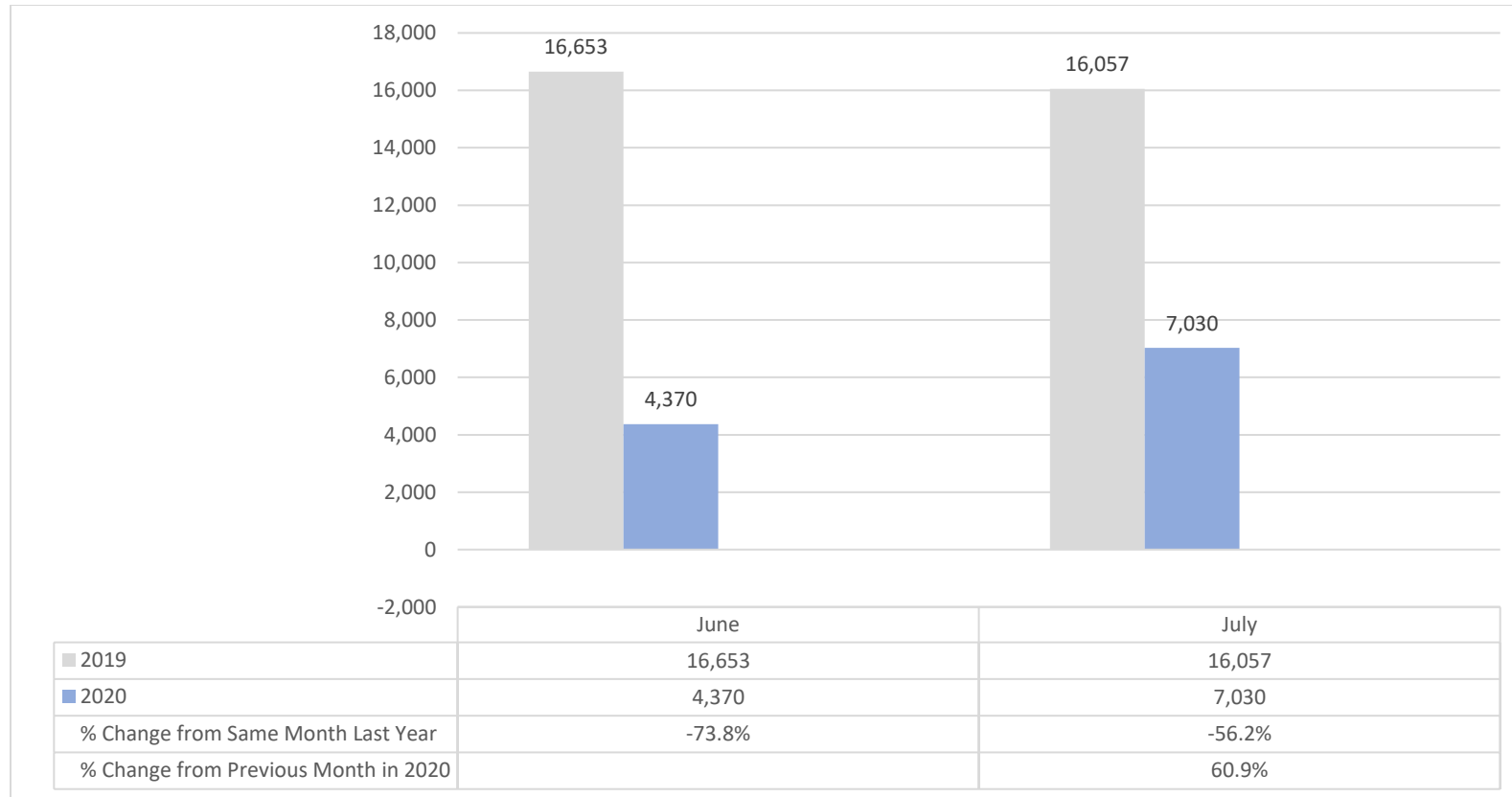
There were 12,658 circuit court criminal hearings held/concluded from June 2020 to July 2020. Circuit court criminal hearings held/concluded declined 60.1% in June 2020 (5,528 circuit court criminal hearings held/concluded) compared to June 2019 (13,852 circuit court criminal hearings held/concluded). In July 2020, there were 7,130 circuit court criminal hearings held/concluded, a decrease of 53.1% from July 2019 and an increase of 29.0% from June 2020.

Figure 22: Monthly Circuit Court Bail Review Hearings Held/Concluded, 2019 and 2020



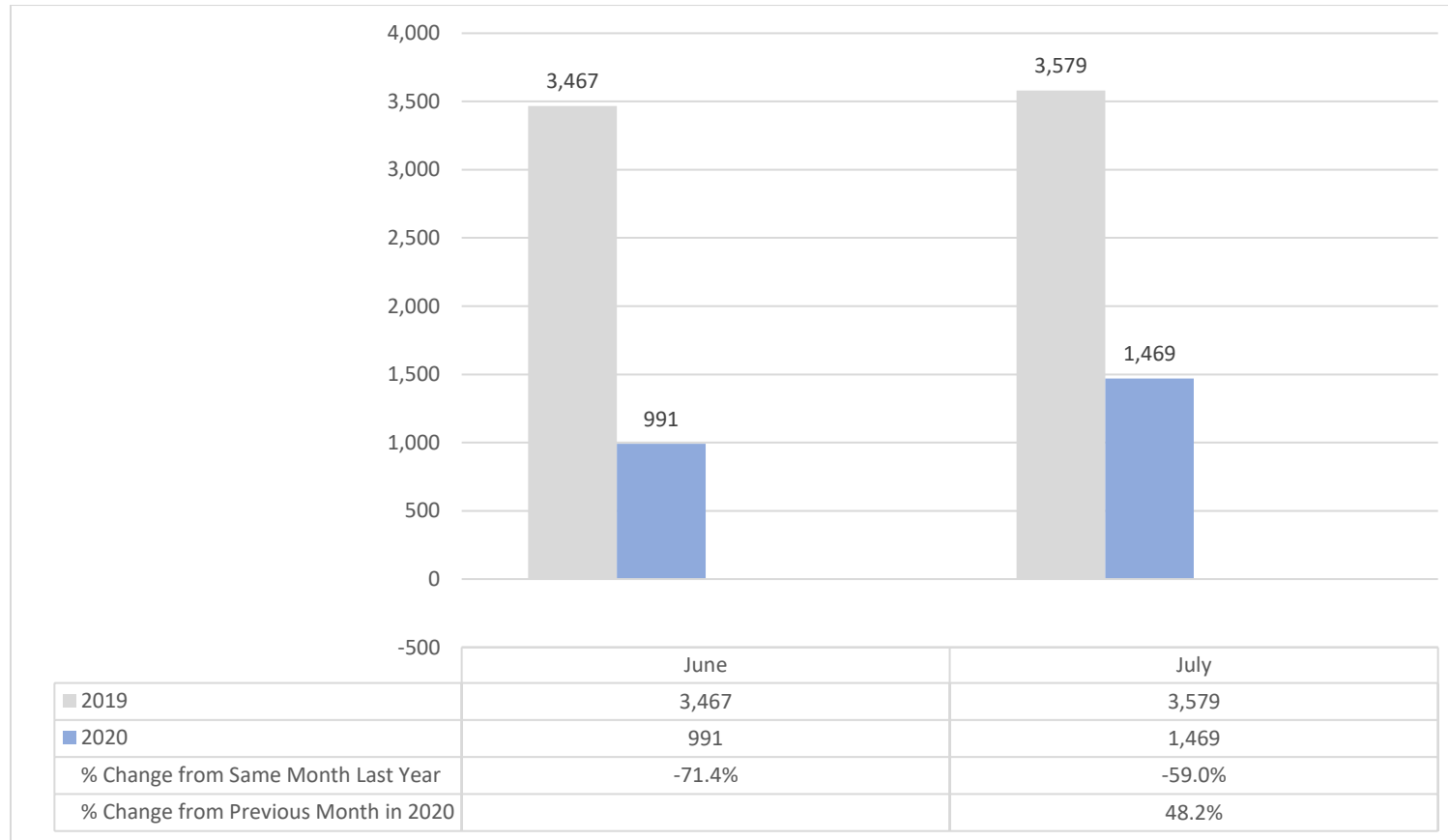
There were 1,326 circuit court bail review hearings held/concluded from June 2020 to July 2020. Circuit court bail review hearings held/concluded declined 59.7% in June 2020 (589 circuit court bail review hearings held/concluded) compared to June 2019 (1,461 circuit court bail review hearings held/concluded). In July 2020, there were 737 circuit court bail review hearings held/concluded, a decrease of 61.2% from July 2019 and an increase of 25.1% from June 2020.

Figure 23: Monthly Circuit Court – Criminal Case Activity – Criminal Dispositions (Charges), 2019 and 2020



There were 11,400 circuit court criminal dispositions (charges) in June and July of 2020. Circuit court criminal dispositions (charges) declined 73.8% in June 2020 (4,370 circuit court criminal dispositions (charges)) compared to June 2019 (16,653 circuit court criminal dispositions (charges)). In July 2020, there were 7,030 circuit court criminal dispositions (charges), a decrease of 56.2% from July 2019 and an increase of 60.9% from June 2020.

Figure 24: Monthly Circuit Court – Criminal Case Activity – Criminal Dispositions (Cases), 2019 and 2020



There were 2,460 circuit court criminal dispositions (cases) from June 2020 to July 2020. Circuit court criminal dispositions (cases) declined 71.4% in June 2020 (991 circuit court criminal dispositions (cases)) compared to June 2019 (3,467 circuit court criminal dispositions (cases)). In July 2020, there were 1,469 circuit court criminal dispositions (cases), a decrease of 59.0% from July 2019 and an increase of 48.2% from June 2020.

District Court - Original Case Filings

Table 12: All District Court Original Case Filings – By Case Category*, June – July 2019 and 2020

	June			July			
	2019	2020	Percent Change from LAST YEAR (June 2019 & June 2020)	2019	2020	Percent Change from Previous Month: June & July 2020	Percent Change from Last Year: July 2019 & 2020
Motor Vehicle	94,369	65,969	-30.1%	105,260	64,250	-2.6%	-39.0%
Criminal	11,822	8,400	-29.0%	11,822	9,081	8.1%	-23.2%
Civil	21,913	16,960	-22.6%	25,123	20,400	20.3%	-18.8%
Landlord Tenant	54,495	2,193	-96.0%	57,730	6,801	210.1%	-88.2%
Total Filings	182,599	93,522	-48.8%	199,935	100,532	7.5%	-49.8%

*Case Category Notes:

- Motor vehicle filings include all citations associated with an incident, including 21-902, payable and must appear, mass transit, natural resource and parking and red-light violations.
- Criminal filings include criminal cases filed and fugitive warrants
- Civil filings include civil cases and citations, domestic violence, peace order, ERPO, aids of execution, municipal infractions, emergency evaluations, forfeiture of contraband and injunctions filed.
- Landlord tenant filings represent failure to pay rent filings

Table 13: District Court Total Original Case Filings – By County, June - July 2019 and 2020

District Court Original Case Filings by County	June			July			Percent Change from Last Year: July 2019 & 2020
	2019	2020	Percent Change from Last Year: June 2019 & 2020	2019	2020	Percent Change from Previous Month: June & July 2020	
District 1	25,076	9,719	-61%	24,627	9,868	2%	-60%
Baltimore City	25,076	9,719	-61%	24,627	9,868	2%	-60%
District 2	10,551	10,183	-3%	12,337	10,467	3%	-15%
Dorchester	1,315	1,465	11%	1,456	1,159	-21%	-20%
Somerset	1,426	1,151	-19%	1,534	1,459	27%	-5%
Wicomico	3,636	2,476	-32%	4,448	3,110	26%	-30%
Worcester	4,174	5,091	22%	4,899	4,739	-7%	-3%
District 3	8,023	7,285	-9%	8,914	7,790	7%	-13%
Caroline	915	1,118	22%	1,090	1,321	18%	21%
Cecil	3,878	2,765	-29%	4,215	2,906	5%	-31%
Kent	449	325	-28%	558	381	17%	-32%
Queen Anne's	1,476	1,675	13%	1,797	1,716	2%	-5%
Talbot	1,305	1,402	7%	1,254	1,466	5%	17%
District 4	9,502	6,767	-29%	11,207	7,242	7%	-35%
Calvert	2,227	2,026	-9%	2,648	2,346	16%	-11%
Charles	4,285	1,833	-57%	5,053	2,212	21%	-56%
St. Mary's	2,990	2,908	-3%	3,506	2,684	-8%	-23%
District 5	38,361	16,498	-57%	41,560	16,089	-2%	-61%
Prince George's	38,361	16,498	-57%	41,560	16,089	-2%	-61%
District 6	17,680	8,104	-54%	21,436	8,339	3%	-61%
Montgomery	17,680	8,104	-54%	21,436	8,339	3%	-61%
District 7	16,237	7,921	-51%	17,480	9,539	20%	-45%
Anne Arundel	16,237	7,921	-51%	17,480	9,539	20%	-45%
District 8	33,044	10,876	-67%	35,440	13,438	24%	-62%
Baltimore	33,044	10,876	-67%	35,440	13,438	24%	-62%
District 9	5,654	4,070	-28%	6,609	4,180	3%	-37%
Harford	5,654	4,070	-28%	6,609	4,180	3%	-37%
District 10	8,893	4,981	-44%	9,595	5,907	19%	-38%
Howard	6,132	3,108	-49%	6,232	3,409	10%	-45%
Carroll	2,761	1,873	-32%	3,363	2,498	33%	-26%
District 11	7,647	4,928	-36%	8,364	5,233	6%	-37%
Frederick	4,337	2,745	-37%	4,665	2,639	-4%	-43%
Washington	3,310	2,183	-34%	3,699	2,594	19%	-30%
District 12	1,931	2,190	13%	2,366	2,440	11%	3%
Allegany	1,296	1,180	-9%	1,493	1,478	25%	-1%
Garrett	635	1,010	59%	873	962	-5%	10%
State Totals	182,599	93,522	-49%	199,935	100,532	7%	-50%

Table 14: District Court Civil Original Case Filings – By County, June - July 2019 and 2020

District Court Civil Original Case Filings by County	June			July			
	2019	2020	Percent Change from Last Year: June 2019 & 2020	2019	2020	Percent Change from Previous Month: June & July 2020	Percent Change from Last Year: July 2019 & 2020
District 1	2,698	1,987	-26%	3,122	2,716	37%	-13%
Baltimore City	2,698	1,987	-26%	3,122	2,716	37%	-13%
District 2	1,219	1,265	4%	1,884	1,440	14%	-24%
Dorchester	183	154	-16%	163	176	14%	8%
Somerset	108	114	6%	199	122	7%	-39%
Wicomico	707	377	-47%	889	543	44%	-39%
Worcester	221	620	181%	633	599	-3%	-5%
District 3	819	796	-3%	1000	866	9%	-13%
Caroline	137	82	-40%	160	154	88%	-4%
Cecil	362	371	2%	447	313	-16%	-30%
Kent	63	67	6%	65	40	-40%	-38%
Queen Anne's	127	139	9%	157	177	27%	13%
Talbot	130	137	5%	171	182	33%	6%
District 4	1,451	1,071	-26%	1,531	1,248	17%	-18%
Calvert	304	227	-25%	326	342	51%	5%
Charles	759	529	-30%	818	604	14%	-26%
St. Mary's	388	315	-19%	387	302	-4%	-22%
District 5	4,733	3,330	-30%	4,672	4,493	35%	-4%
Prince George's	4,733	3,330	-30%	4,672	4,493	35%	-4%
District 6	2,881	1,874	-35%	2,847	2,172	16%	-24%
Montgomery	2,881	1,874	-35%	2,847	2,172	16%	-24%
District 7	1,724	1,297	-25%	2,017	1,434	11%	-29%
Anne Arundel	1,724	1,297	-25%	2,017	1,434	11%	-29%
District 8	3,334	3,011	-10%	4,212	3,211	7%	-24%
Baltimore	3,334	3,011	-10%	4,212	3,211	7%	-24%
District 9	836	630	-25%	1,009	778	23%	-23%
Harford	836	630	-25%	1,009	778	23%	-23%
District 10	973	687	-29%	1,157	851	24%	-26%
Howard	592	481	-19%	476	581	21%	22%
Carroll	381	206	-46%	681	270	31%	-60%
District 11	1,016	817	-20%	1,315	945	16%	-28%
Frederick	587	394	-33%	692	499	27%	-28%
Washington	429	423	-1%	623	446	5%	-28%
District 12	229	195	-15%	357	246	26%	-31%
Allegany	163	136	-17%	242	168	24%	-31%
Garrett	66	59	-11%	115	78	32%	-32%
State Totals	21,913	16,960	-23%	25,123	20,400	20%	-19%

Table 15: District Court Motor Vehicle Original Case Filings – By County, June - July 2019 and 2020

District Court Motor Vehicle Original Case Filings by County	June			July			
	2019	2020	Percent Change from Last Year: June 2019 & 2020	2019	2020	Percent Change from Previous Month: June & July 2020	Percent Change from Last Year: July 2019 & 2020
District 1	9,682	6,005	-38%	8,967	4,877	-19%	-46%
Baltimore City	9,682	6,005	-38%	8,967	4,877	-19%	-46%
District 2	6,824	7,728	13%	8,081	7,876	2%	-3%
Dorchester	807	1,220	51%	943	873	-28%	-7%
Somerset	1,035	970	-6%	1,029	1,250	29%	21%
Wicomico	1,727	1,875	9%	2,402	2,232	19%	-7%
Worcester	3,255	3,663	13%	3,707	3,521	-4%	-5%
District 3	5,982	5,827	-3%	6,652	6,143	5%	-8%
Caroline	625	952	52%	787	1,062	12%	35%
Cecil	2,698	1,997	-26%	2,958	2,145	7%	-27%
Kent	338	225	-33%	435	306	36%	-30%
Queen Anne's	1,266	1,457	15%	1,534	1,456	0%	-5%
Talbot	1,055	1,196	13%	938	1,174	-2%	25%
District 4	6,226	5,008	-20%	7,332	5,083	1%	-31%
Calvert	1,657	1,637	-1%	2,000	1,740	6%	-13%
Charles	2,473	1,005	-59%	2,848	1,262	26%	-56%
St. Mary's	2,096	2,366	13%	2,484	2,081	-12%	-16%
District 5	18,830	11,993	-36%	21,465	10,238	-15%	-52%
Prince George's	18,830	11,993	-36%	21,465	10,238	-15%	-52%
District 6	9,947	4,665	-53%	13,603	4,130	-11%	-70%
Montgomery	9,947	4,665	-53%	13,603	4,130	-11%	-70%
District 7	9,689	5,688	-41%	10,098	7,070	24%	-30%
Anne Arundel	9,689	5,688	-41%	10,098	7,070	24%	-30%
District 8	12,956	7,045	-46%	12,960	6,427	-9%	-50%
Baltimore	12,956	7,045	-46%	12,960	6,427	-9%	-50%
District 9	3,222	2,973	-8%	3,860	2,794	-6%	-28%
Harford	3,222	2,973	-8%	3,860	2,794	-6%	-28%
District 10	5,326	3,856	-28%	5,693	4,432	15%	-22%
Howard	3,376	2,394	-29%	3,438	2,467	3%	-28%
Carroll	1,950	1,462	-25%	2,255	1,965	34%	-13%
District 11	4,359	3,441	-21%	4,925	3,230	-6%	-34%
Frederick	2,645	2,097	-21%	2,869	1,757	-16%	-39%
Washington	1,714	1,344	-22%	2,056	1,473	10%	-28%
District 12	1,326	1,740	31%	1,624	1,950	12%	20%
Allegany	844	823	-2%	933	1,096	33%	17%
Garrett	482	917	90%	691	854	-7%	24%
State Totals	94,369	65,969	-30%	105,260	64,250	-3%	-39%

Table 16: District Court Landlord-Tenant Original Case Filings – By County, June - July 2019 and 2020

District Court Landlord Tenant Cases Filed by County	June			July			
	2019	2020	Percent Change from LAST YEAR (June 2019 & June 2020)	2019	2020	Percent Change from LAST MONTH (June 2020 – July 2020)	Percent Change from LAST YEAR (July 2019 & July 2020)
District 1	10,778	340	-97%	10,551	745	119%	-93%
Baltimore City	10,778	340	-97%	10,551	745	119%	-93%
District 2	1,385	16	-99%	1,385	128	700%	-91%
Dorchester	211	0	-100%	211	0	-	-100%
Somerset	208	13	-94%	208	14	8%	-93%
Wicomico	889	3	-100%	889	95	3067%	-89%
Worcester	77	0	-100%	77	19	-	-75%
District 3	586	93	-84%	635	161	73%	-75%
Caroline	66	1	-98%	59	4	300%	-93%
Cecil	450	87	-81%	460	152	75%	-67%
Kent	19	5	-74%	26	0	-100%	-100%
Queen Anne's	21	0	-100%	33	3	-	-91%
Talbot	30	0	-100%	57	2	-	-96%
District 4	1084	77	-93%	1,574	197	156%	-87%
Calvert	80	0	-100%	100	31	-	-69%
Charles	704	70	-90%	1042	96	37%	-91%
St. Mary's	300	7	-98%	432	70	900%	-84%
District 5	12,951	207	-98%	13,617	330	59%	-98%
Prince George's	12,951	207	-98%	13,617	330	59%	-98%
District 6	3,714	1,030	-72%	3,764	1,452	41%	-61%
Montgomery	3,714	1,030	-72%	3,764	1,452	41%	-61%
District 7	3,687	121	-97%	4,224	93	-23%	-98%
Anne Arundel	3,687	121	-97%	4,224	93	-23%	-98%
District 8	15,414	0	-100%	16,941	2746	-	-84%
Baltimore County	15,414	0	-100%	16,941	2746	-	-84%
District 9	1,231	112	-91%	1,316	278	148%	-79%
Harford	1,231	112	-91%	1,316	278	148%	-79%
District 10	2,126	43	-98%	2,255	225	423%	-90%
Howard	1,926	23	-99%	2,063	173	652%	-92%
Carroll	200	20	-90%	192	52	160%	-73%
District 11	1,438	154	-89%	1,355	446	190%	-67%
Frederick	635	14	-98%	668	64	357%	-90%
Washington	803	140	-83%	687	382	173%	-44%
District 12	101	0	-100%	113	0	-	-100%
Allegany	77	0	-100%	92	0	-	-100%
Garrett	24	0	-100%	21	0	-	-100%
State Totals	54,495	2,193	-96%	57,730	6,801	210%	-88%

Table 17: District Court Criminal Original Case Filings – By County, June - July 2019 and 2020

District Court Criminal Original Case Filings by County	June			July			
	2019	2020	Percent Change from Last Year: June 2019 & 2020	2019	2020	Percent Change from Previous Month: June & July 2020	Percent Change from Last Year: July 2019 & 2020
District 1	1,918	1,387	-28%	1,987	1,530	10%	-23%
Baltimore City	1,918	1,387	-28%	1,987	1,530	10%	-23%
District 2	1123	1174	5%	987	1023	-13%	4%
Dorchester	114	91	-20%	139	110	21%	-21%
Somerset	75	54	-28%	98	73	35%	-26%
Wicomico	313	221	-29%	268	240	9%	-10%
Worcester	621	808	30%	482	600	-26%	24%
District 3	636	569	-11%	627	620	9%	-1%
Caroline	87	83	-5%	84	101	22%	20%
Cecil	368	310	-16%	350	296	-5%	-15%
Kent	29	28	-3%	32	35	25%	9%
Queen Anne's	62	79	27%	73	80	1%	10%
Talbot	90	69	-23%	88	108	57%	23%
District 4	741	611	-18%	770	714	17%	-7%
Calvert	186	162	-13%	222	233	44%	5%
Charles	349	229	-34%	345	250	9%	-28%
St. Mary's	206	220	7%	203	231	5%	14%
District 5	1,847	968	-48%	1,806	1028	6%	-43%
Prince George's	1,847	968	-48%	1,806	1028	6%	-43%
District 6	1,138	535	-53%	1,222	585	9%	-52%
Montgomery	1,138	535	-53%	1,222	585	9%	-52%
District 7	1,137	815	-28%	1,141	942	16%	-17%
Anne Arundel	1,137	815	-28%	1,141	942	16%	-17%
District 8	1,340	820	-39%	1,327	1054	29%	-21%
Baltimore	1,340	820	-39%	1,327	1054	29%	-21%
District 9	365	355	-3%	424	330	-7%	-22%
Harford	365	355	-3%	424	330	-7%	-22%
District 10	468	395	-16%	490	399	1%	-19%
Howard	238	210	-12%	255	188	-10%	-26%
Carroll	230	185	-20%	235	211	14%	-10%
District 11	834	516	-38%	769	612	19%	-20%
Frederick	470	240	-49%	436	319	33%	-27%
Washington	364	276	-24%	333	293	6%	-12%
District 12	275	255	-7%	272	244	-4%	-10%
Allegany	212	221	4%	226	214	-3%	-5%
Garrett	63	34	-46%	46	30	-12%	-35%
State Totals	11,822	8,400	-29%	11,822	9,081	8%	-23%

District Court Domestic Violence Case Activity

Protective Orders

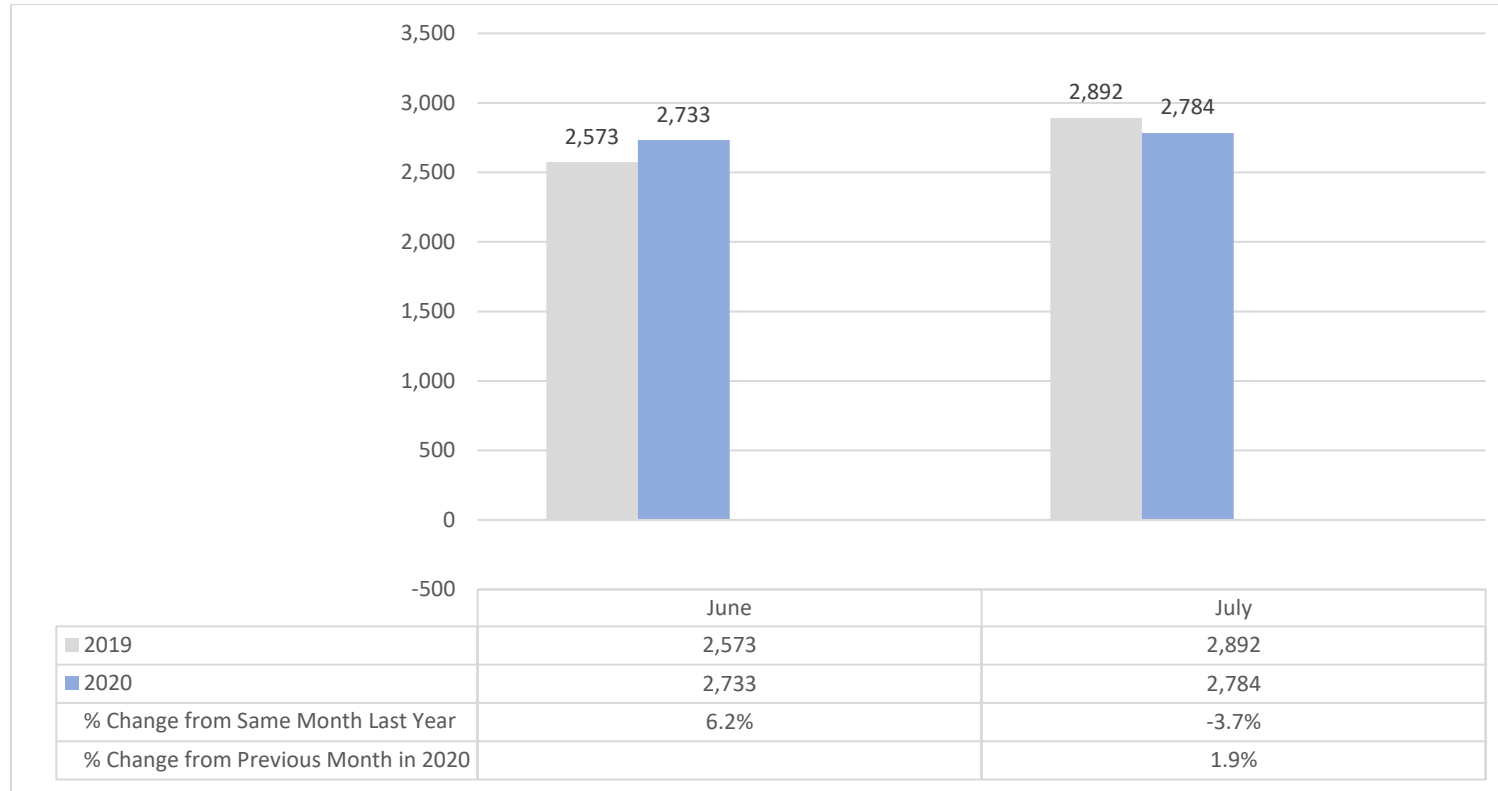
Table 18: District Court Domestic Original Case Filings, Protective Orders*by Order Type and Hearings Held/Concluded June - July 2019 and 2020 - Updated

District Court Domestic Violence Protective Orders, Hearings and Case Filings by Month and Year	June			July			
	2019	2020	Percent Change from Last Year: June 2019&2020	2019	2020	Percent Change from Previous Month: June & July 2020	Percent Change from Last Year: July 2019 & 2020
Domestic Violence Cases Filed	2,573	2,733	6.2%	2,892	2,784	1.87%	-3.73%
Domestic Violence Protective Orders	5,267	6,378	21.1%	6,071	6,105	-4.28%	0.56%
Interim	1,262	2,354	86.5%	1,388	1,875	-20.35%	35.09%
Temporary	3,248	2,996	-7.8%	3,843	3,337	11.38%	-13.17%
Final	757	1028	35.8%	840	893	-13.13%	6.31%
Domestic Violence Protective Order Hearings	6,810	9,357	37.4%	7,936	8,386	-10.38%	5.67%

Source: Maryland District Court Headquarters Monthly Statistics.

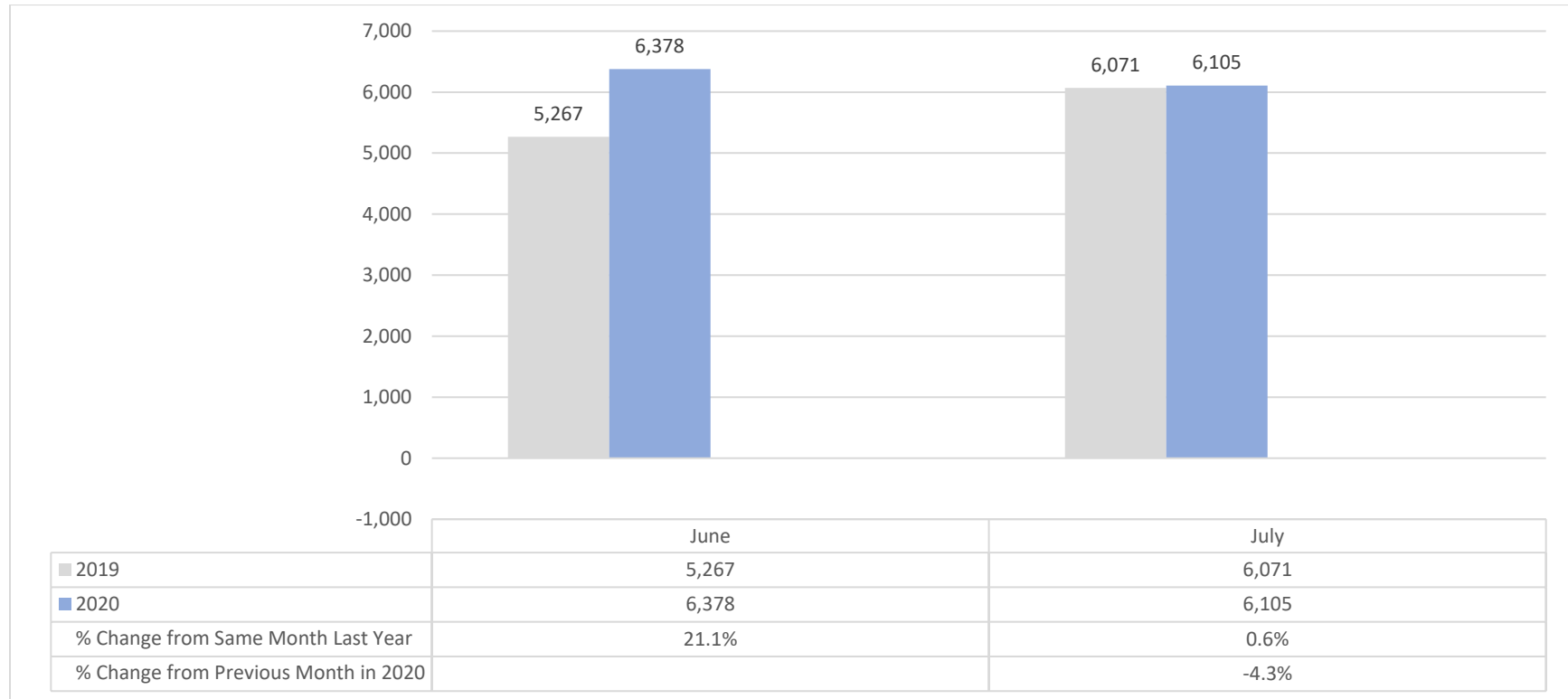
*During Phase 1, the clerks’ offices were closed resulting in all protective, peace and ERPOs being handled as interim hearings by commissioners. Interim orders remained in place until acted upon by the court or when the clerk’s offices reopened on July 20, 2020. Prior to the pandemic, commissioners only heard interims when clerks’ offices were not open.

Figure 25: Monthly Total District Court Domestic Violence Original Case Filings June - July 2019 and 2020



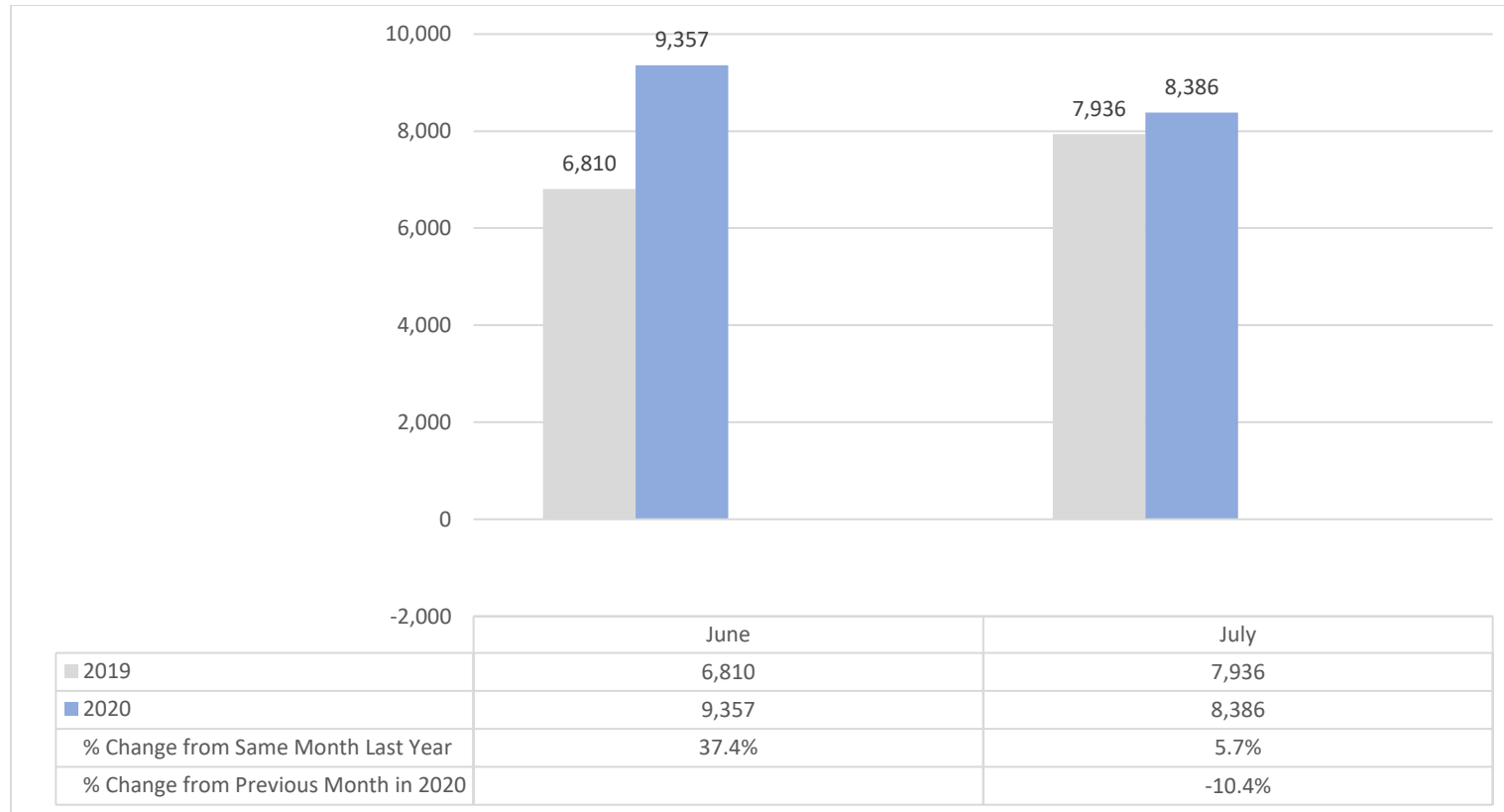
There were 5,517 District Court domestic violence cases filed in June 2020 and of July 2020. Domestic violence cases filed increased 6.2% in June 2020 (2,733 domestic violence cases filed) compared to June 2019 (2,573 domestic violence cases filed). In July 2020, there were 2,784 domestic violence cases filed, a decrease of 3.7% from July 2019 and an increase of 1.9% from June 2020.

Figure 26: Monthly Total District Court Domestic Violence Protective Orders, June - July 2019 and 2020



There were 12,483 District Court domestic violence protective orders in June and July of 2020. Domestic violence protective orders increased 21.1% in June 2020 (6,378 domestic violence protective orders) compared to June 2019 (5,267 domestic violence protective orders). In July 2020, there were 6,105 domestic violence protective orders, an increase of 0.6% from July 2019 and a decrease of 4.3% from June 2020.

Figure 27: Monthly District Court Domestic Violence Protective Order Hearings Held/Concluded, June - July 2019 and 2020



There were 17,743 District Court domestic violence hearings held in June and July of 2020. Domestic violence hearings held increased 37.4% in June 2020 (9,357 domestic violence hearings held) compared to June 2019 (6,810 domestic violence hearings held). In July 2020, there were 8,386 domestic violence hearings held, an increase of 5.7% from July 2019 and a decrease of 10.4% from June 2020.

Extreme Risk Protective Orders (ERPO)

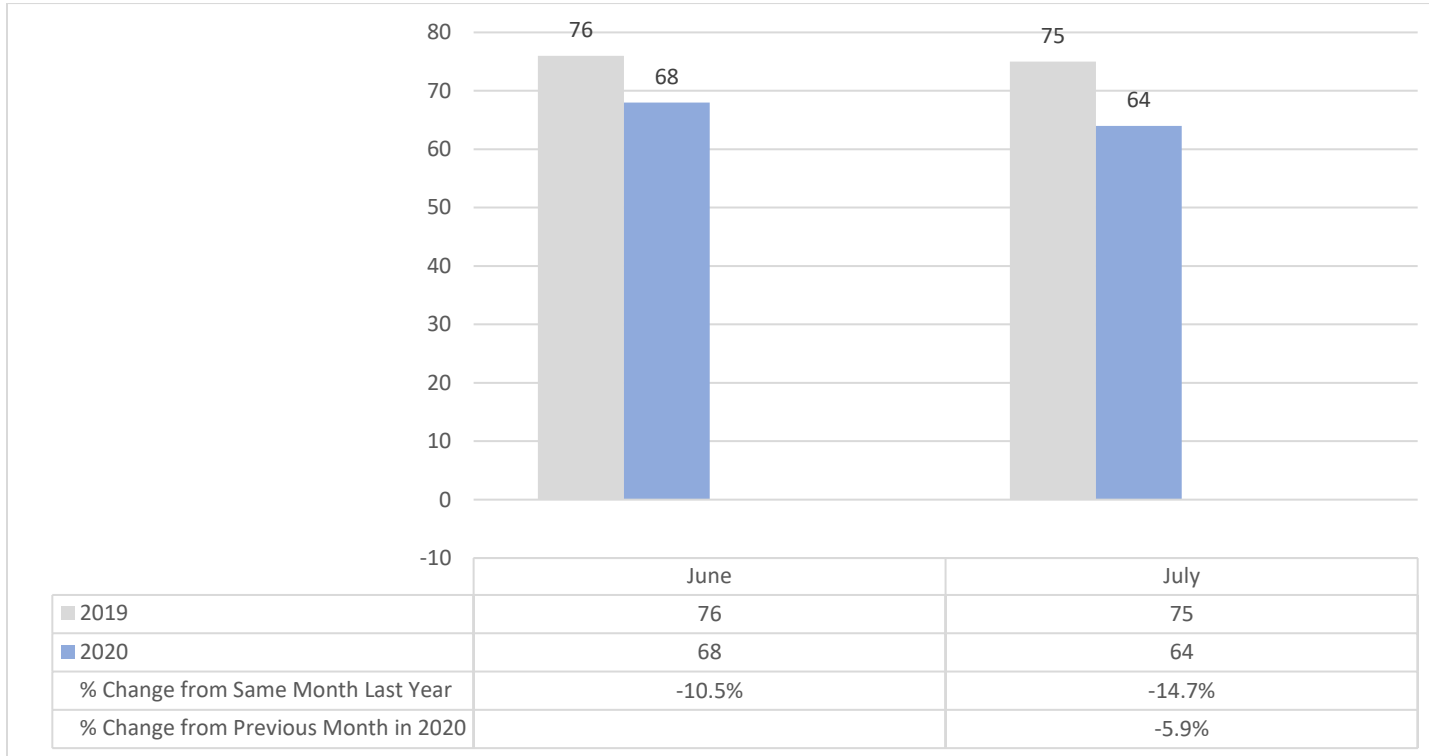
Table 19: District Court ERPO* Original Case Filings, ERPOs by Order Type and Hearings Held/Concluded June - July 2019 and 2020

District Court ERPO Case Activity by Month and Year	June			July			
	2019	2020	Percent Change from Last Year: June 2019&2020	2019	2020	Percent Change from Previous Month: June & July 2020	Percent Change from Last Year: July 2019 & 2020
ERPO Cases Filed	76	68	-10.5%	75	64	-5.88%	-14.67%
ERPOs	154	219	42.2%	150	176	-19.63%	17.33%
Interim	54	63	16.7%	56	58	-7.94%	3.57%
Temporary	68	91	33.8%	65	79	-13.19%	21.54%
Final	32	65	103.1%	29	39	-40.00%	34.48%
ERPO Hearings	187	269	43.9%	198	213	-20.82%	7.58%

Source: Maryland District Court Headquarters Monthly Statistics.

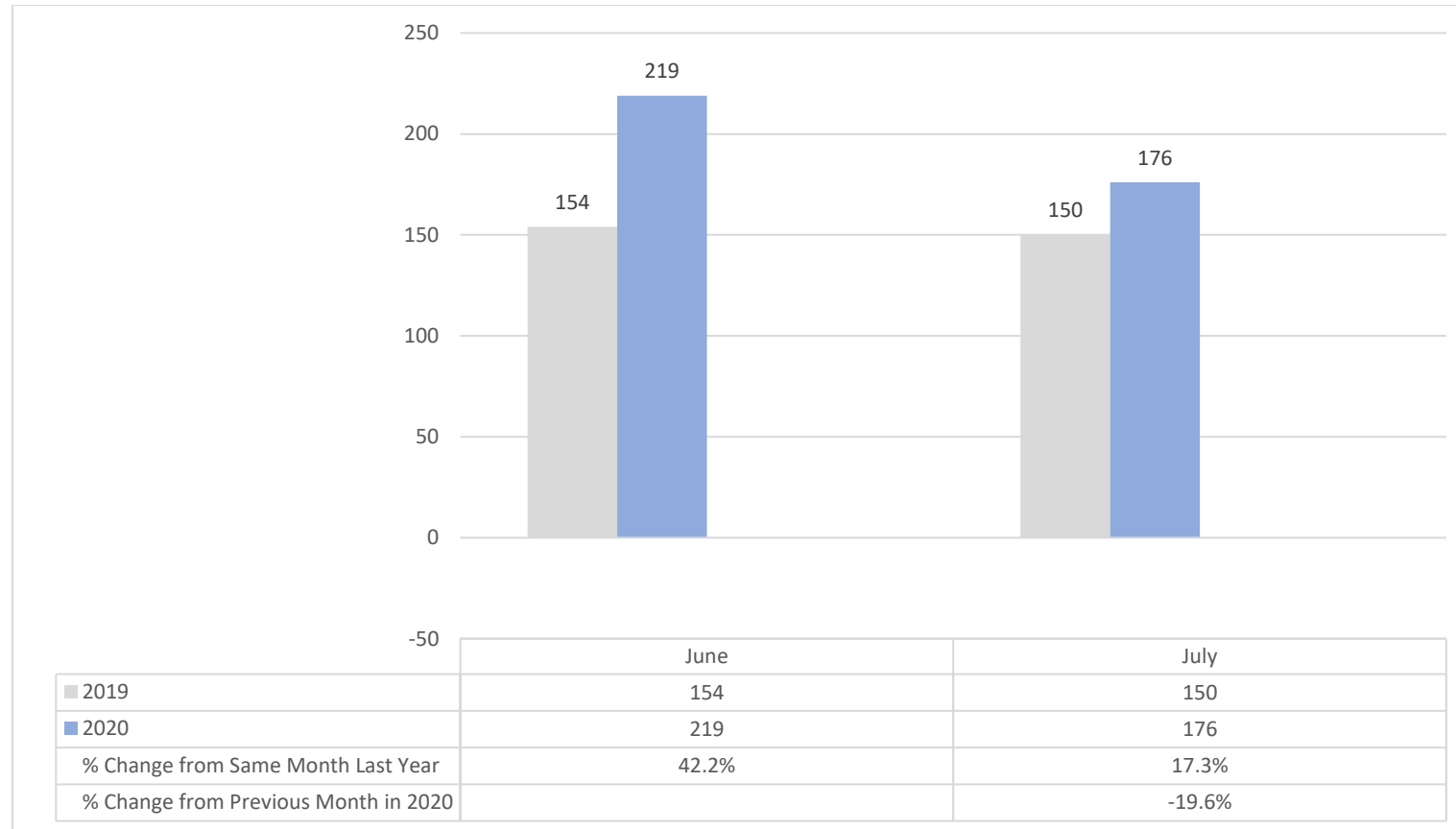
* During Phase 1, the clerks’ offices were closed resulting in all protective, peace and ERPOs being handled as interim hearings by commissioners. Interim orders remained in place until acted upon by the court or when the clerk’s offices reopened on July 20, 2020. Prior to the pandemic, commissioners only heard interims when clerks’ offices were not open.

Figure 28: Monthly District Court ERPO Original Case Filings, June - July 2019 and 2020



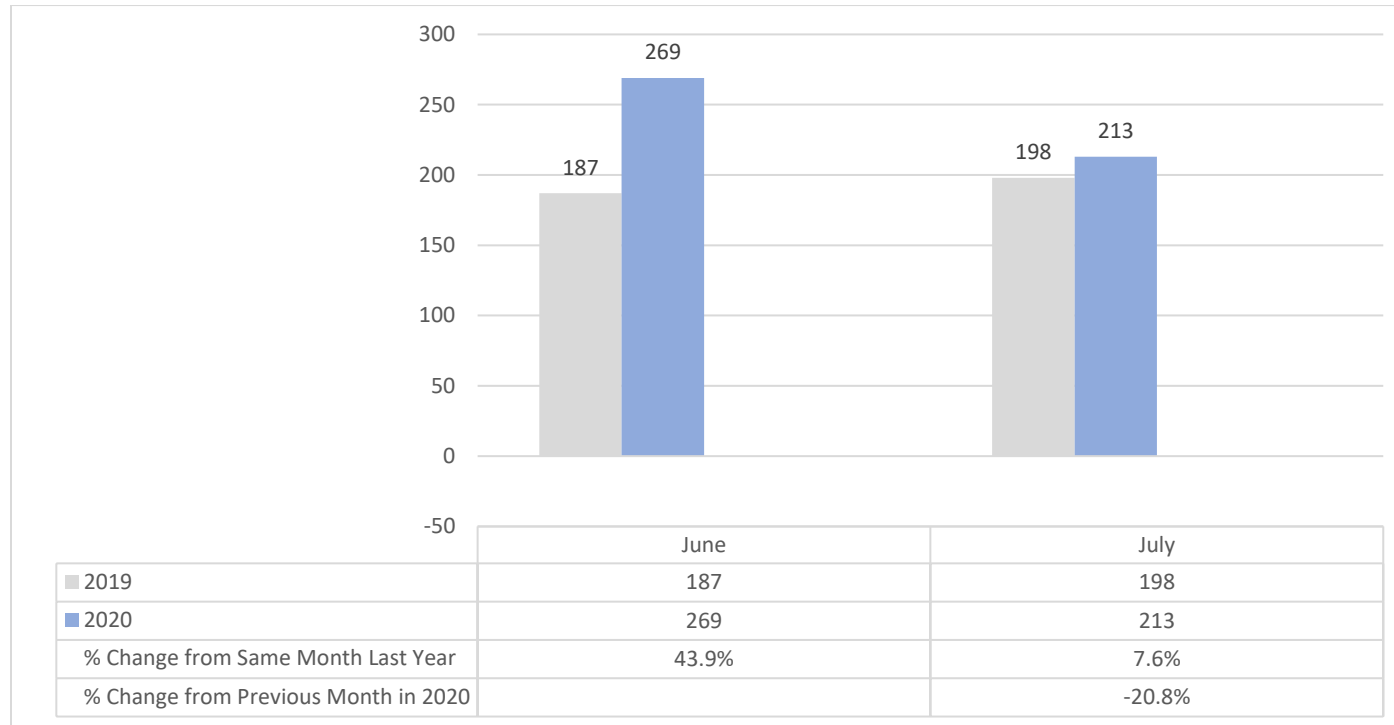
There were 132 District Court ERPO cases filed In June and July of 2020. ERPO cases filed decreased 10.5% in June 2020 (68 ERPO cases filed) compared to June 2019 (76 ERPO cases filed). In July 2020, there were 64 ERPO cases filed, a decrease of 14.7% from July 2019 and a decrease of 5.9% from June 2020.

Figure 29: Monthly Total District Court ERPOs, June - July 2019 and 2020



There were 395 District Court ERPO’s in June and July of 2020. District Court ERPOs increased 42.2% in June 2020 (219 ERPOs) compared to June 2019 (154 ERPOs). In July 2020, there were 176 ERPOs, an increase of 17.3% from July 2019 and a decrease of 19.6% from June 2020.

Figure 30: Monthly District Court ERPO Hearings Held/Concluded, June - July 2019 and 2020



There were 482 District Court ERPO hearings held in June and July of 2020. ERPO hearings held increased 43.9% in June 2020 (269 ERPO hearings held) compared to June 2019 (187 ERPO hearings held). In July 2020, there were 213 ERPO hearings held, an increase of 7.6% from July 2019 and a decrease of 20.8% from June 2020.

Peace Orders

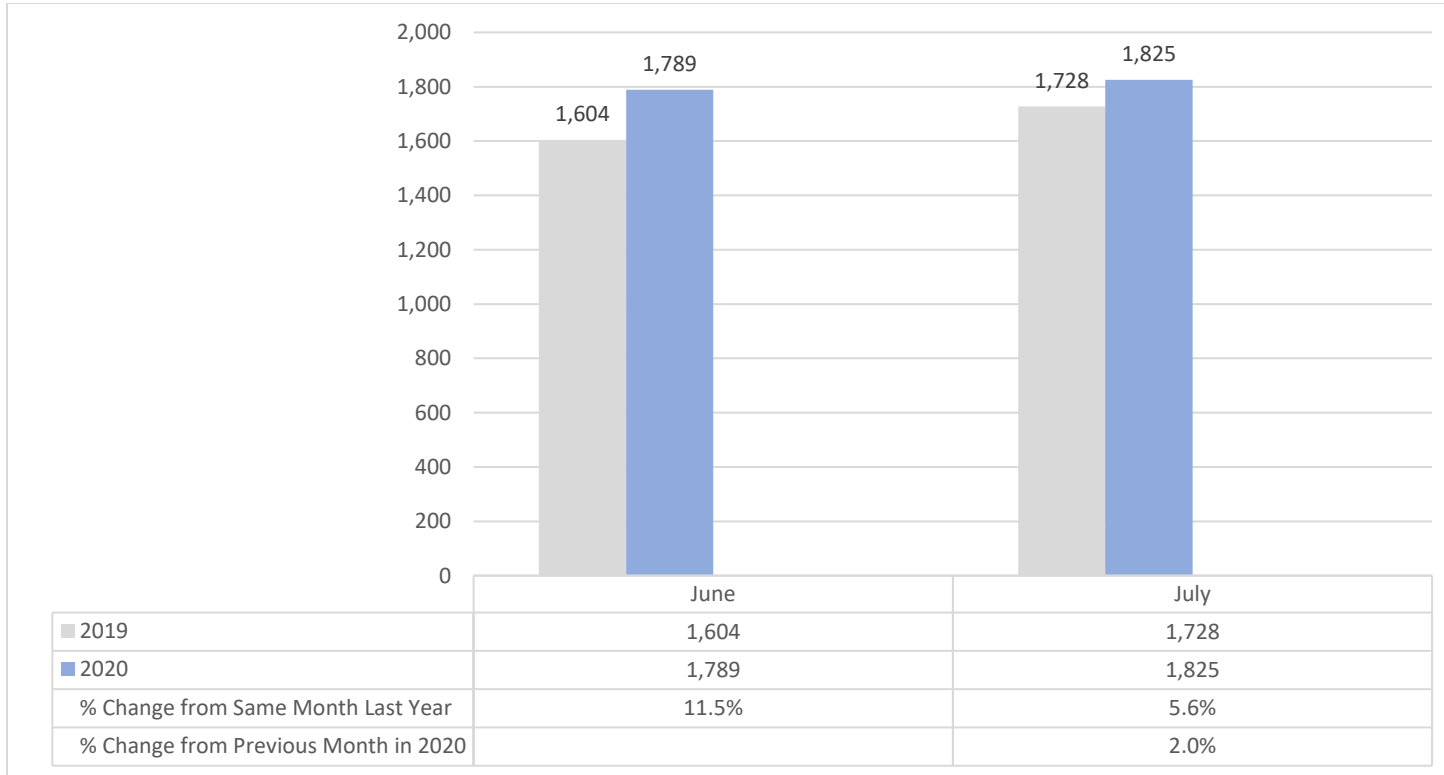
Table 20: District Court Peace Order* Original Case Filings, Peace Orders by Order Type and Hearings Held/Concluded June-July 2019 and 2020

District Court Peace Orders, Cases Filed and Hearings by Month and Year	June			July			
	2019	2020	Percent Change from Last Year: June 2019&2020	2019	2020	Percent Change from Previous Month: June & July 2020	Percent Change from Last Year: July 2019 & 2020
Peace Order Cases Filed	1,604	1,789	11.5%	1,728	1,825	2.0%	5.6%
Peace Orders	2,617	3,615	38.1%	2,729	3,424	-5.3%	25.5%
Interim	629	1,458	131.8%	614	1,114	-23.6%	81.4%
Temporary	1,458	1,486	1.9%	1,603	1,673	12.6%	4.4%
Final	530	671	26.6%	512	637	-5.1%	24.4%
Peace Order Hearings	3,596	5,544	54.2%	3,970	5,030	-9.3%	26.7%

Source: Maryland District Court Headquarters Monthly Statistics.

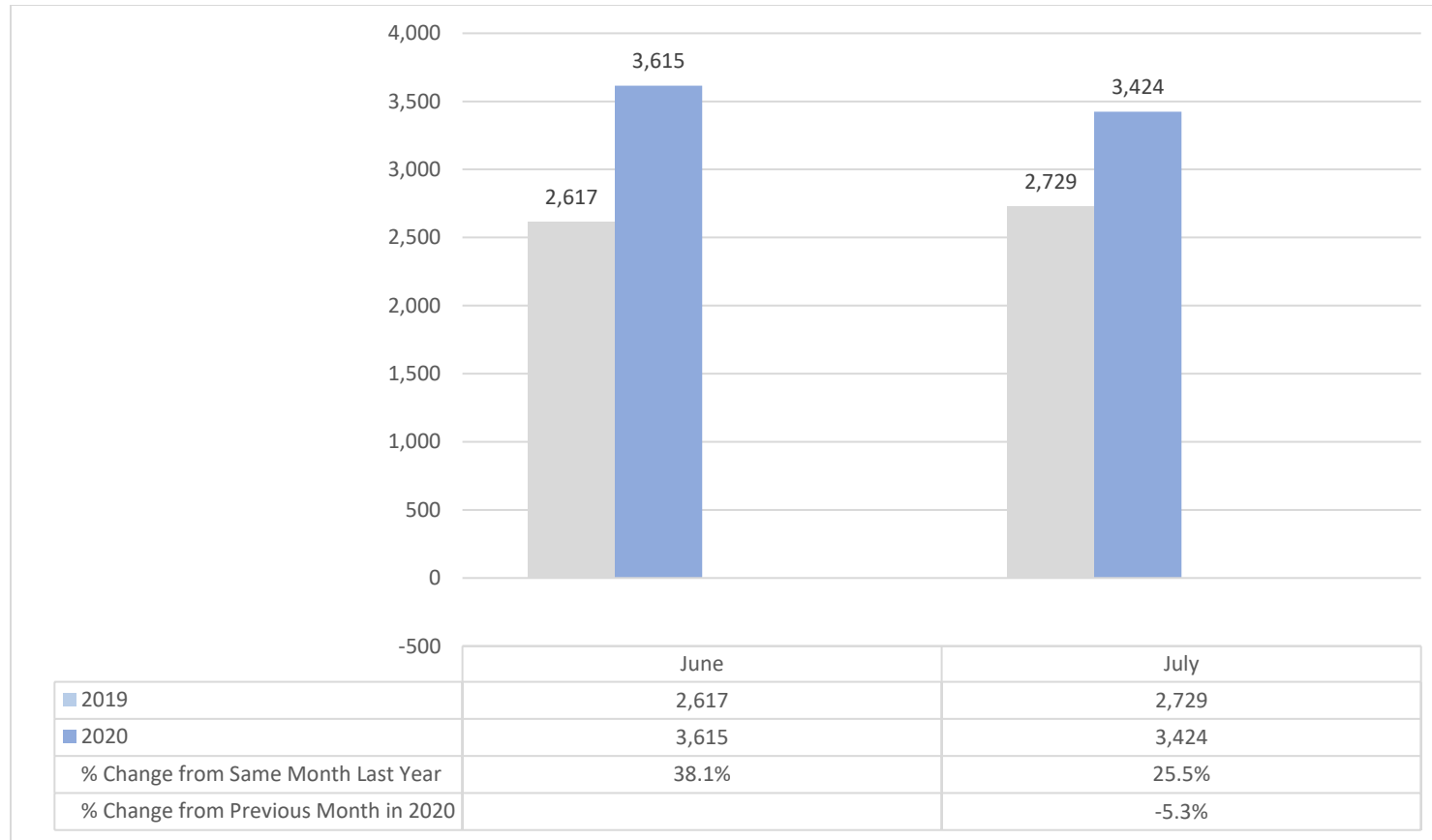
* During Phase 1, the clerks' offices were closed resulting in all protective, peace and ERPOs being handled as interim hearings by commissioners. Interim orders remained in place until acted upon by the court or when the clerk's offices reopened on July 20, 2020. Prior to the pandemic, commissioners only heard interims when clerks' offices were not open.

Figure 31: Monthly District Court Peace Order Original Case Filings, June - July 2019 and 2020



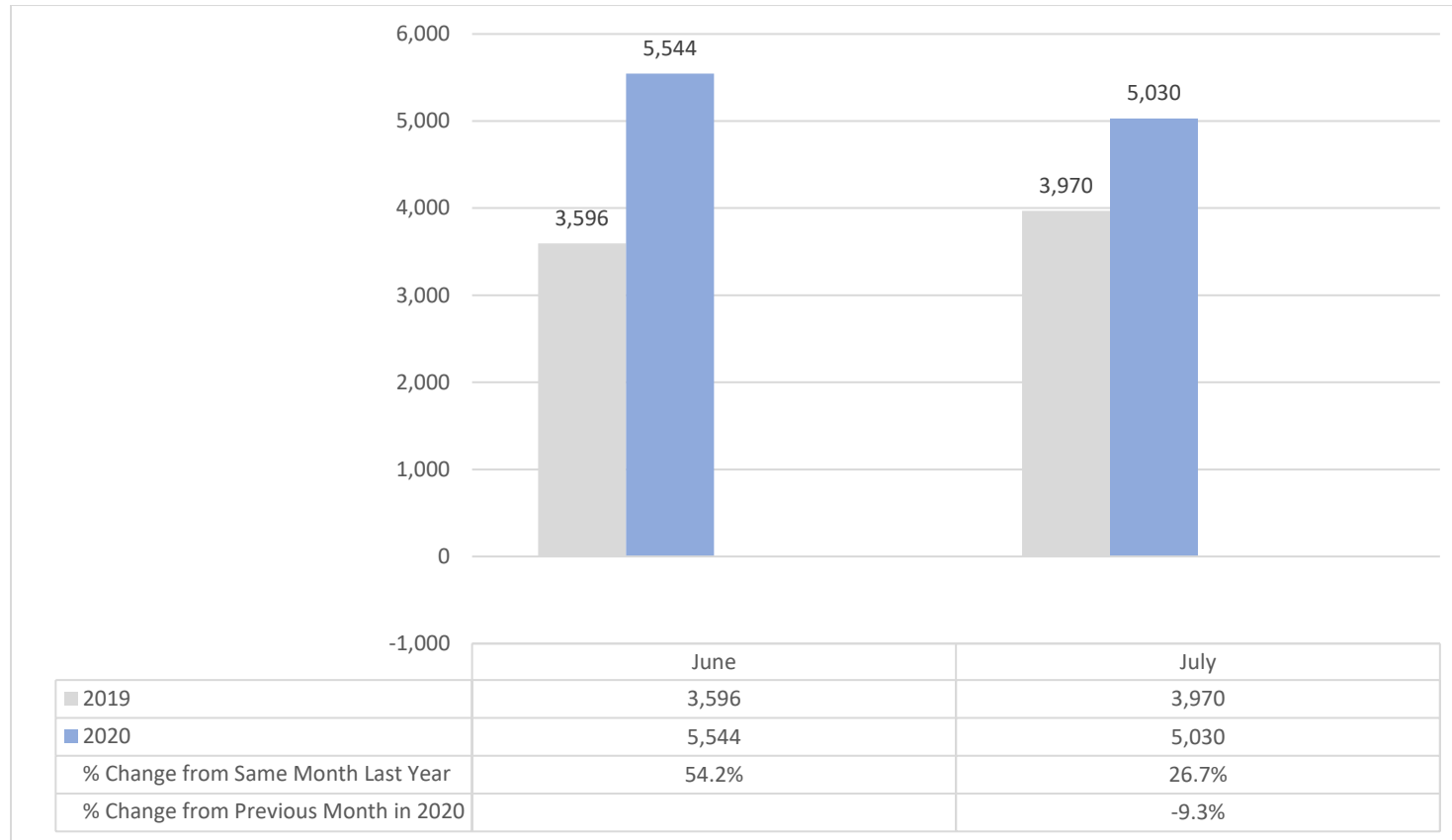
There were 3,614 District Court peace order cases filed in June 2020 and July of 2020. Peace order cases filed increased 11.5% in June 2020 (1,789 peace order cases filed) compared to June 2019 (1,604 peace order cases filed). In July 2020, there were 1,825 peace order cases filed, an increase of 5.6% from July 2019 and an increase of 2.0 % over June 2020.

Figure 32: Monthly Total District Court Peace Orders, June - July 2019 and 2020



There were 7,039 District Court peace orders in June 2020 and July of 2020. Peace orders increased 38.1% in June 2020 (3,615 peace orders) compared to June 2019 (2,617 peace orders). In July 2020, there were 3,424 peace orders, an increase of 25.5% from July 2019 and a decrease of 5.3% from June 2020.

Figure 33: Monthly District Court Peace Order Hearings Held/Concluded, June - July 2019 and 2020



There were 10,574 District Court peace order hearings held in June and July of 2020. Peace order hearings held increased 54.2% in June 2020 (5,544 peace order hearings held) compared to June 2019 (3,596 peace order hearings held). In July 2020, there were 5,030 peace order hearings held, an increase of 26.7% from July 2019 and a decrease of 9.3% from June 2020.

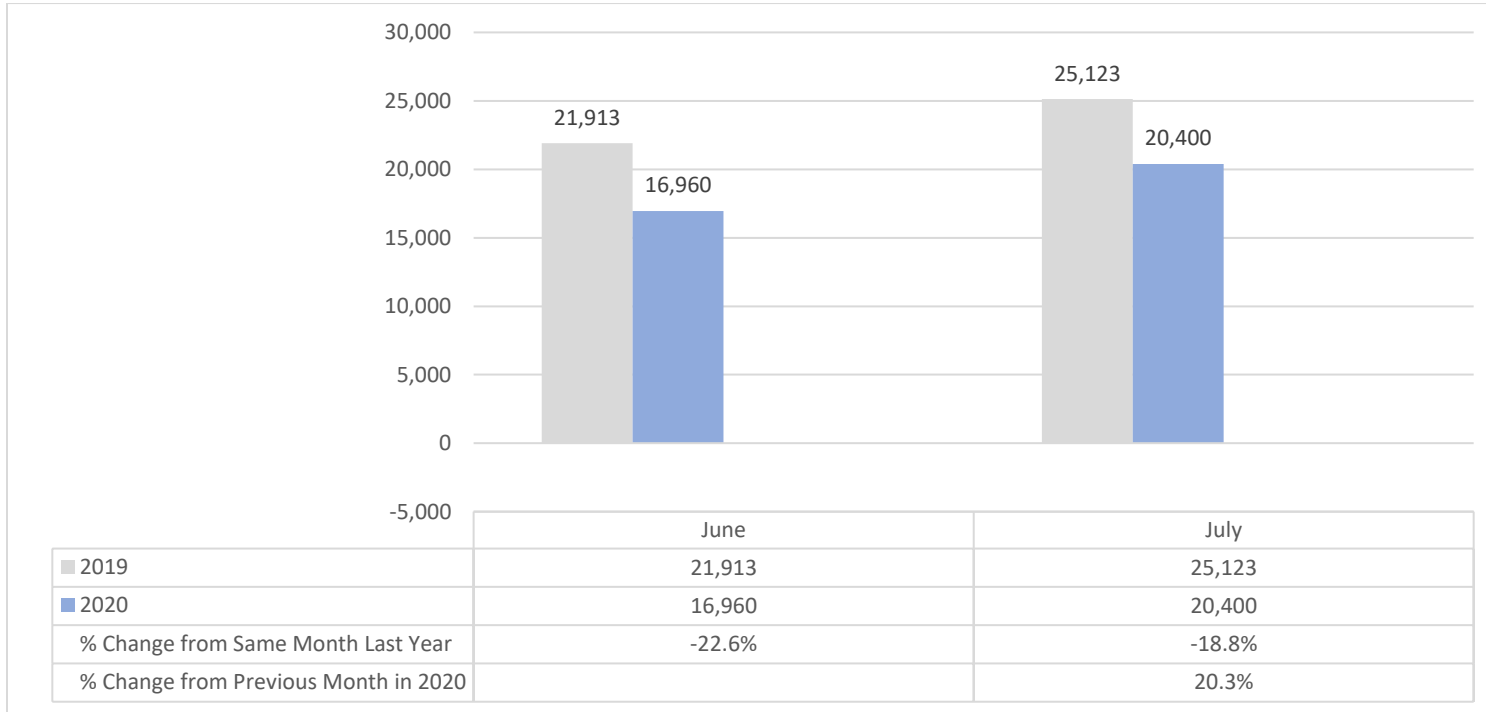
District Court – Civil Case Activity

Table 21: District Court Original Civil Case Filings and Hearings Held/Concluded June - July 2019 and 2020

District Court Civil Case Activity	June			July			
	2019	2020	Percent Change from Last Year: June 2019 & 2020	2019	2020	Percent Change from Previous Month: June & July 2020	Percent Change from Last Year: July 2019 & 2020
Total Original Civil Filings	21,913	16,960	-22.6%	25,123	20,400	20.3%	-18.8%
Total Civil Hearings	16,988	16,405	-3.4%	18,412	15,971	-2.6%	-13.3%
Highlight - Emergency Evaluations Filed	280	417	48.9%	365	442	6.0%	21.1%
Highlight - Emergency Evaluations Granted	174	341	96.0%	303	367	7.6%	21.1%

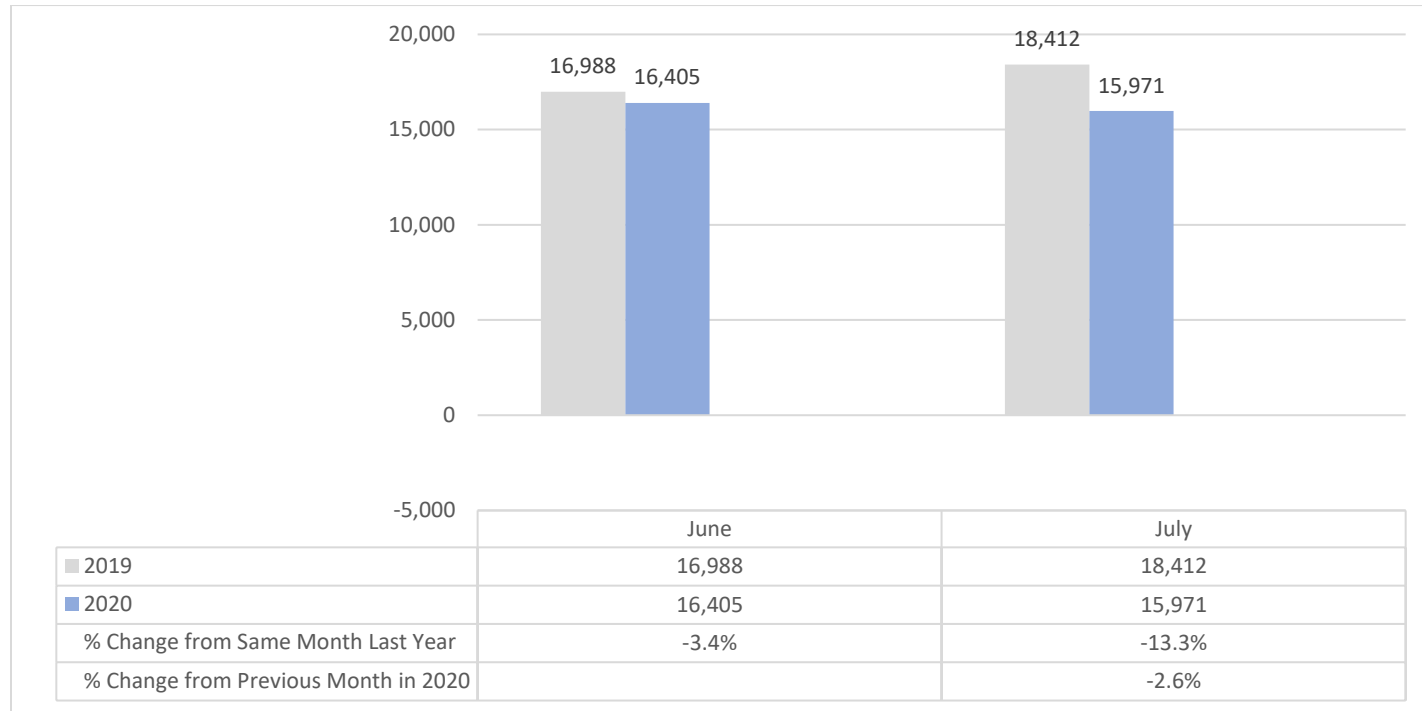
Note: Civil filings and hearings include civil cases and citations, domestic violence, peace order, ERPO, aids of execution, municipal infractions, emergency evaluations, forfeiture of contraband and injunctions filed.

Figure 34: District Court Civil Case Filings, June - July 2019 and 2020



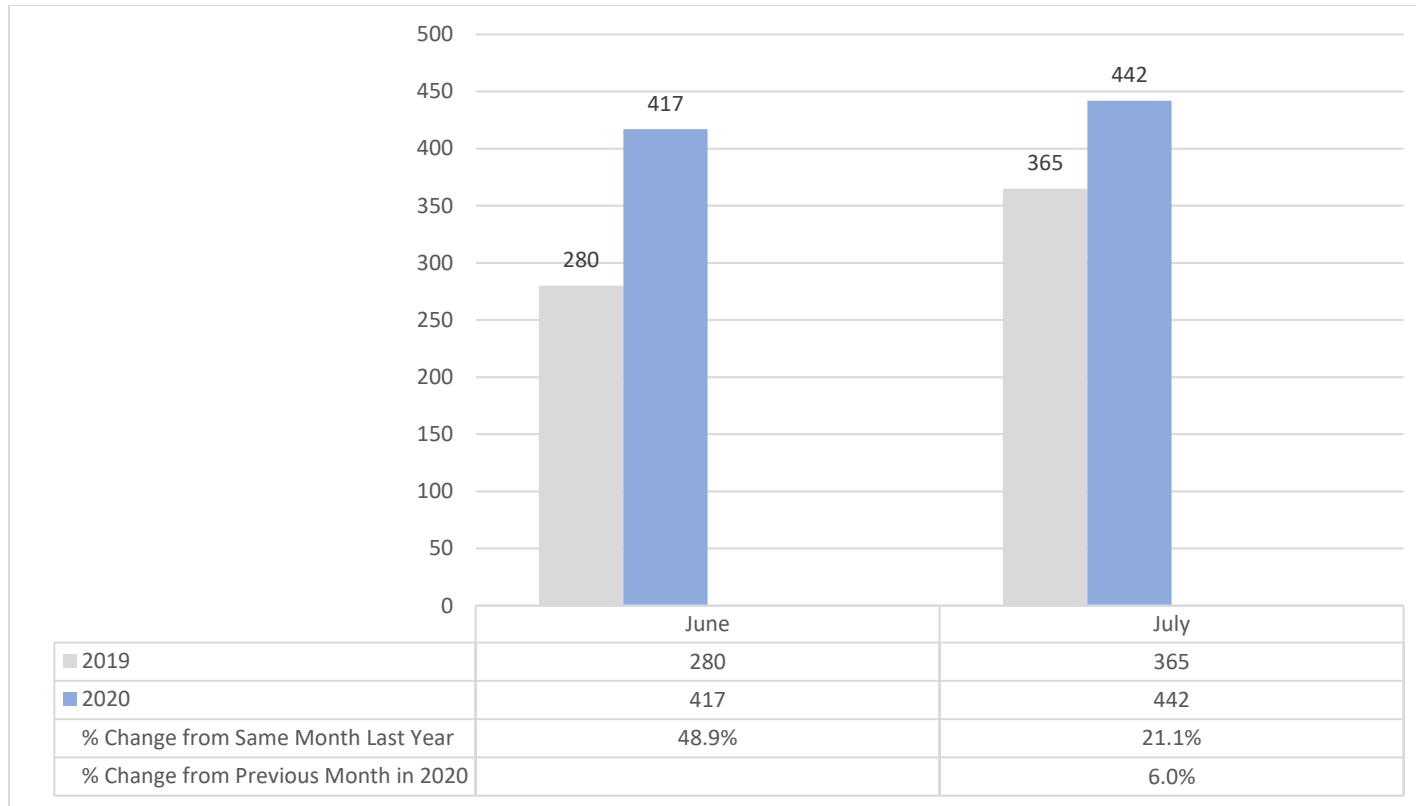
There were 37,360 civil cases filed from June 2020 to July 2020. Civil case filings declined 22.6% in June 2020 (16,960 civil case filings) compared to June 2019 (21,913 civil case filings). In July 2020, there were 20,400 civil case filings, a decrease of 18.8% from July 2019 and an increase of 20.3% from June 2020.

Figure 35: District Court Civil Hearings Held/Concluded June - July 2019 and 2020



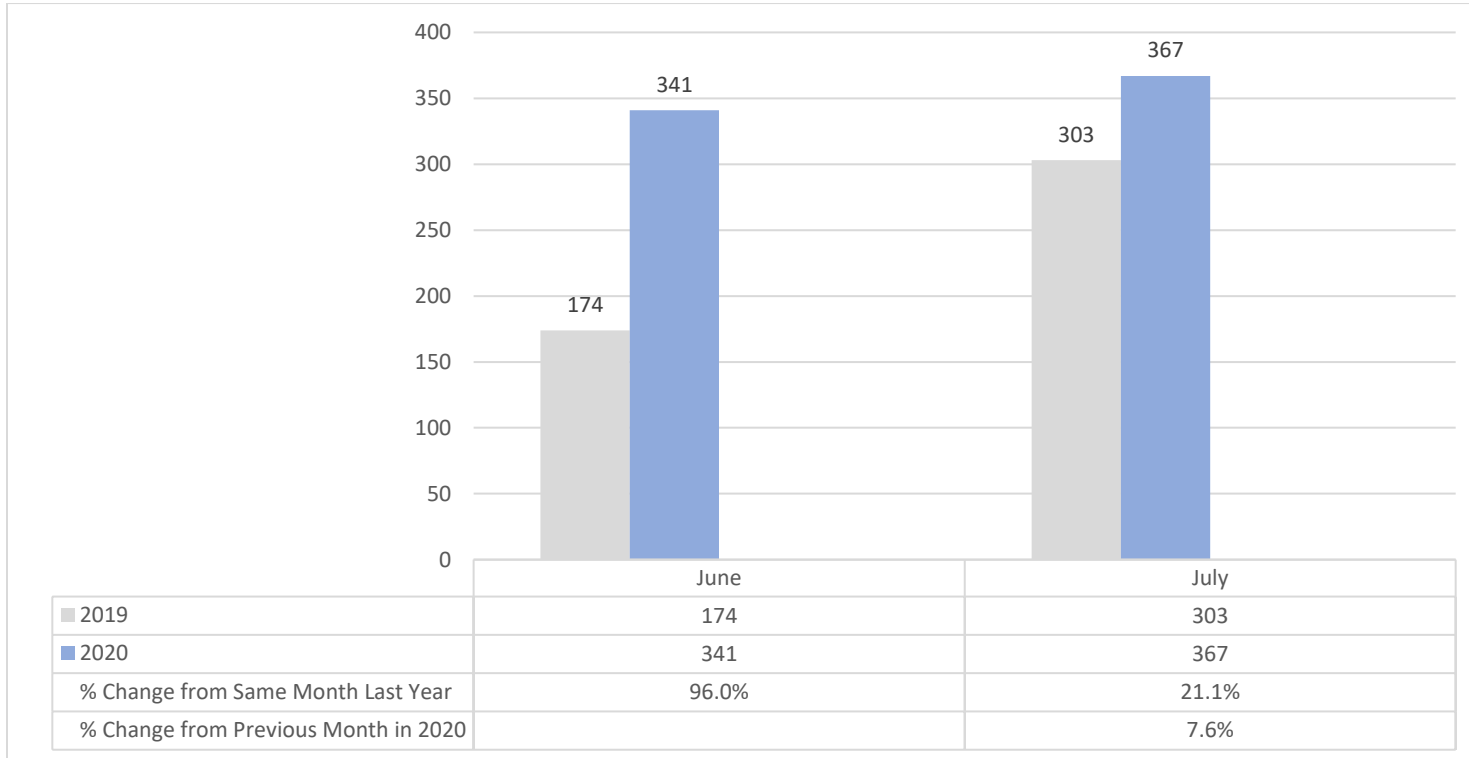
There were 32,376 civil hearings held/concluded from June 2020 to July 2020. Civil hearings held/concluded declined 3.4% in June 2020 (16,405 Civil Hearings Held/Concluded) compared to June 2019 (16,988 Civil Hearings Held/Concluded). In July 2020, there were 15,971 Civil Hearings Held/Concluded, a decrease of 13.3% from July 2019 and a decrease of 2.6% from June 2020.

Figure 36: District Court Emergency Evaluations Filed, June - July 2019 and 2020



There were 859 emergency evaluations filed from June 2020 to July 2020. Emergency evaluations filed increased 48.9% in June 2020 (417 emergency evaluations filed) compared to June 2019 (280 emergency evaluations filed). In July 2020, there were 442 emergency evaluations filed, an increase of 21.1% from July 2019 and an increase of 6.0% from June 2020.

Figure 37: District Court Emergency Evaluations Granted June - July 2019 and 2020



There were 708 emergency evaluations granted from June 2020 to July 2020. Emergency evaluations granted increased 96.0% in June 2020 (341 emergency evaluations granted) compared to June 2019 (174 emergency evaluations granted). In July 2020, there were 367 emergency evaluations granted, an increase of 21.1% from July 2019 and an increase of 7.6% from June 2020.

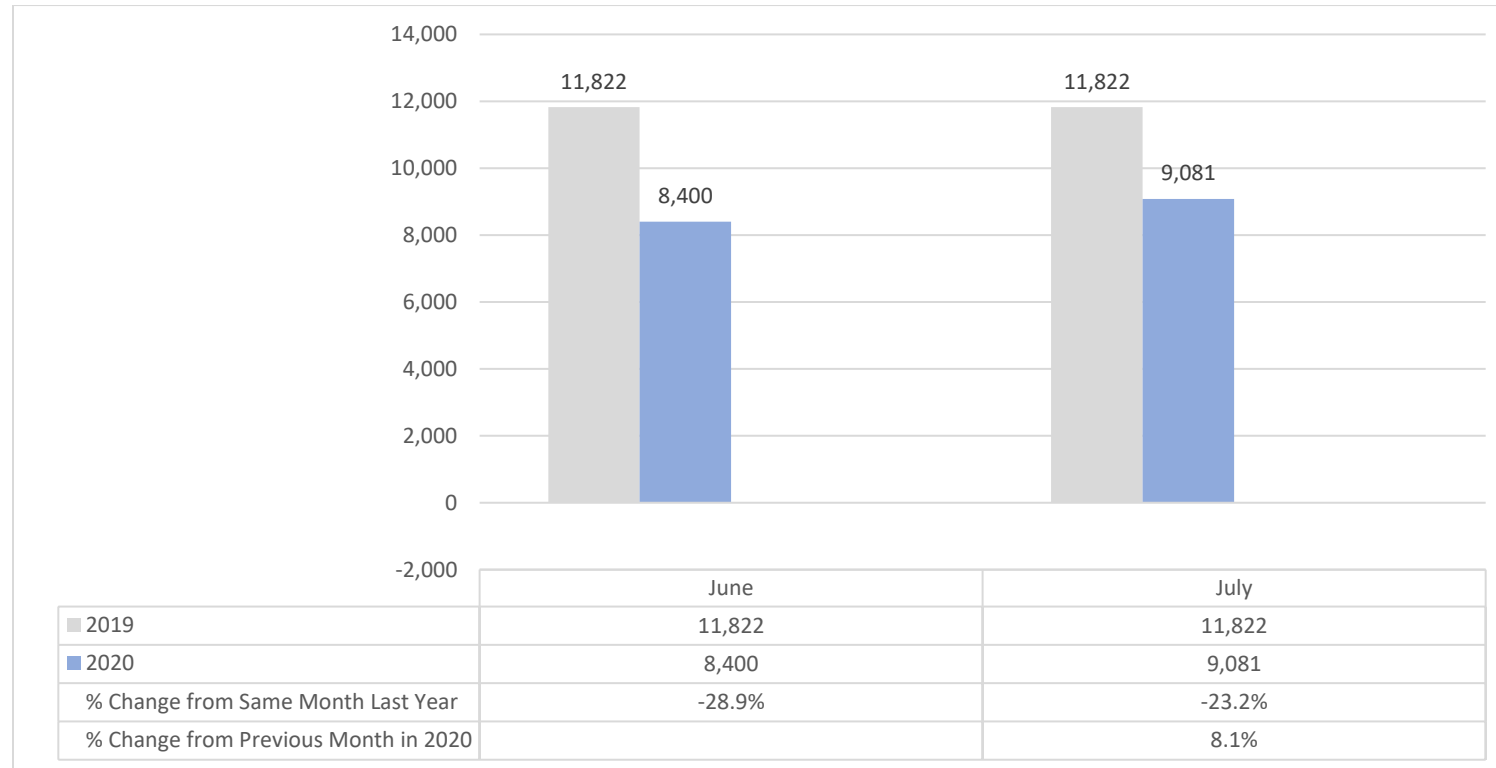
District Court Criminal Case Activity

Table 22: District Court Original Criminal Case Filings, Hearings Held/Concluded, Pleas and Dispositions June-July 2019 and 2020

District Court Criminal Case Activity	June			July			
	2019	2020	Percent Change from Last Year: June 2019 & 2020	2019	2020	Percent Change from Previous Month: June & July 2020	Percent Change from Last Year: July 2019 & 2020
Total Original Criminal Filings	11,822	8,400	-28.95%	11,822	9,081	8.11%	-23.19%
Criminal Pleas	17,909	7,444	-58.43%	19,337	10,912	46.59%	-43.57%
Total Criminal Hearings	23,804	13,686	-42.51%	25,631	17,321	26.56%	-32.42%
Highlight - Bail Review Hearings	3,740	3,161	-15.48%	4,134	3,487	10.31%	-15.65%
All Other Criminal Hearings	20,064	10,525	-47.54%	21,497	13,834	31.44%	-35.65%
Total Dispositions	12,810	5,086	-60.30%	13,897	7,414	45.77%	-46.65%
Trial Dispositions	3,438	639	-81.41%	3,812	1,500	134.74%	-60.65%
Non-Trial Dispositions	9,372	4,447	-52.55%	10,085	5,914	32.99%	-41.36%

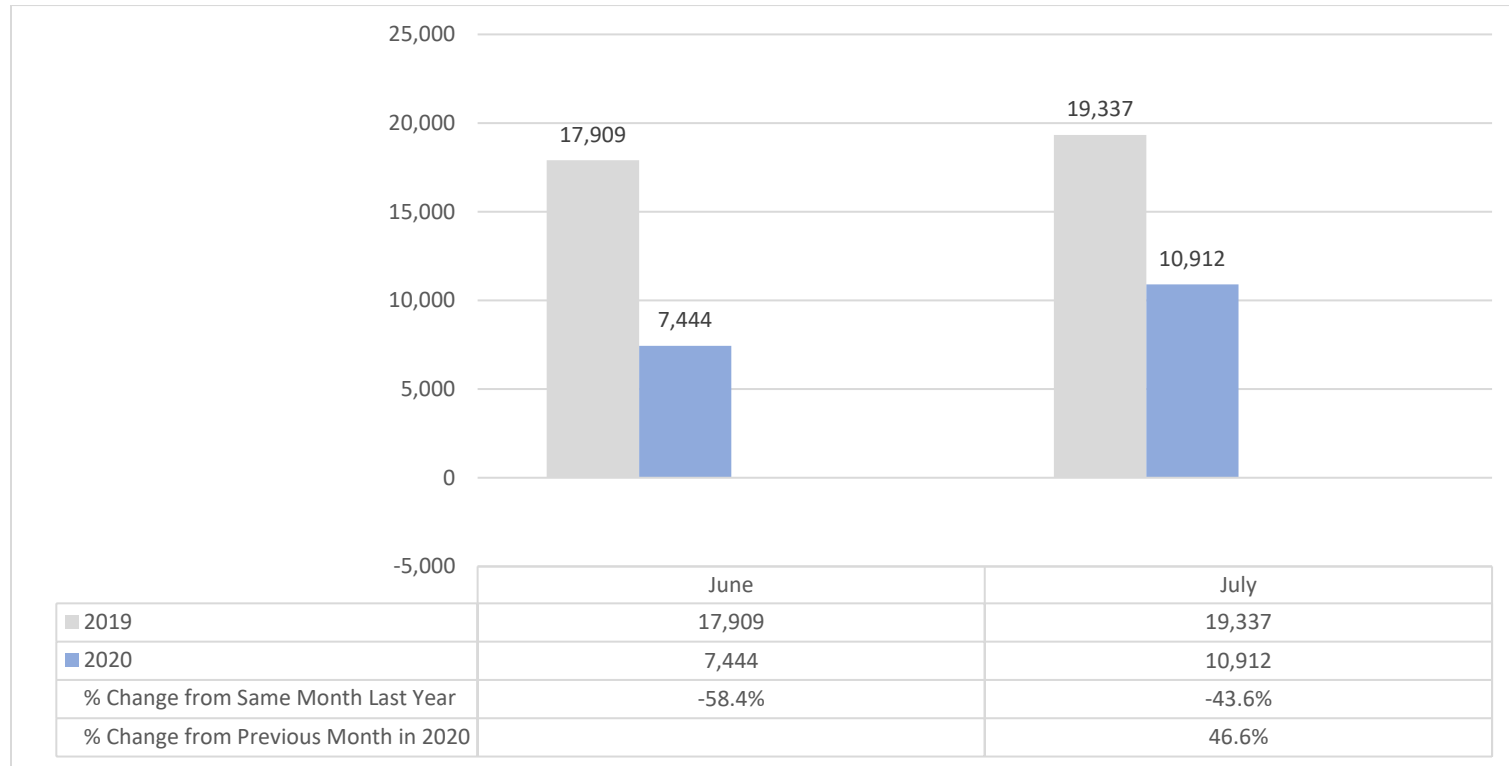
Note: Total criminal case filings, please and hearings include fugitive warrants. Criminal filings, pleas and hearings do not include those associated with motor vehicle violation.

Figure 38: District Court Criminal Case Filed, June - July 2019 and 2020



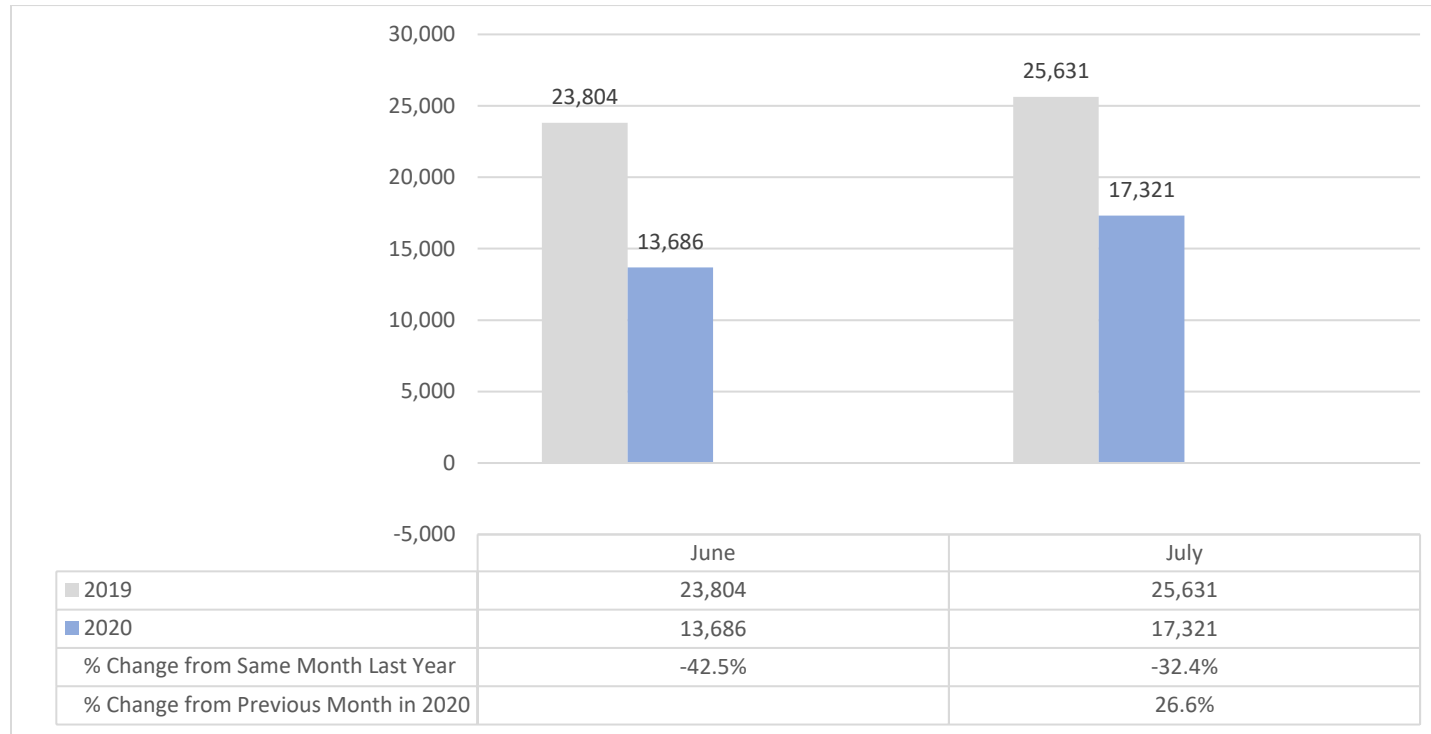
There were 17,481 criminal cases filed from June 2020 to July 2020. Criminal cases filed declined 28.9% in June 2020 (8,400 criminal cases filed) compared to June 2019 (11,822 criminal cases filed). In July 2020, there were 9,081 criminal cases filed, a decrease of 23.2% from July 2019 and an increase of 8.1% from June 2020.

Figure 39: District Court Criminal Pleas, June - July 2019 and 2020



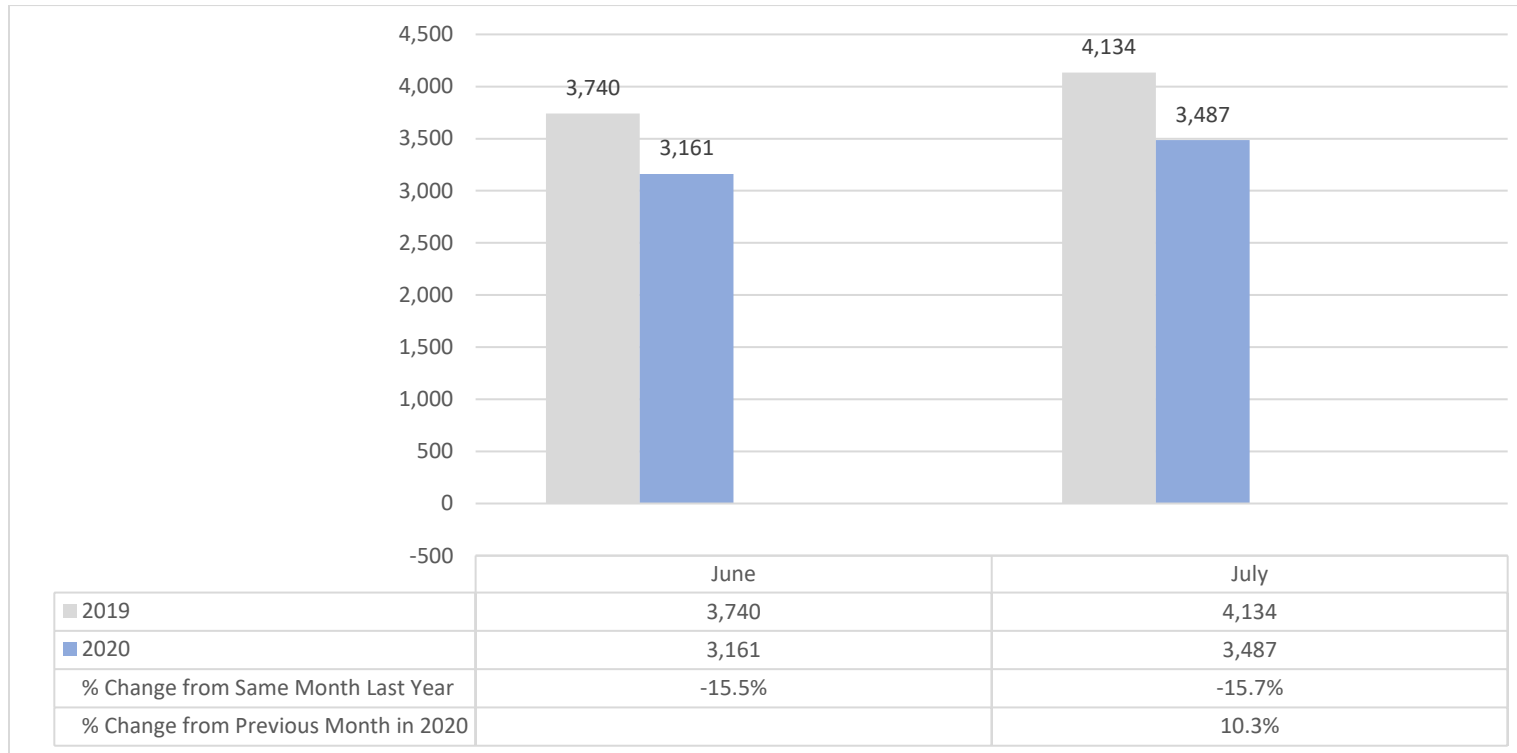
There were 18,356 criminal pleas from June 2020 to July 2020. Total criminal pleas declined 58.4% in June 2020 (7,444 total criminal pleas) compared to June 2019 (17,909 total criminal pleas). In July 2020, there were 10,912 total criminal pleas, a decrease of 43.6% from July 2019 and an increase of 46.6% from June 2020.

Figure 40: District Court Criminal Hearings Held/Concluded June - July 2019 and 2020



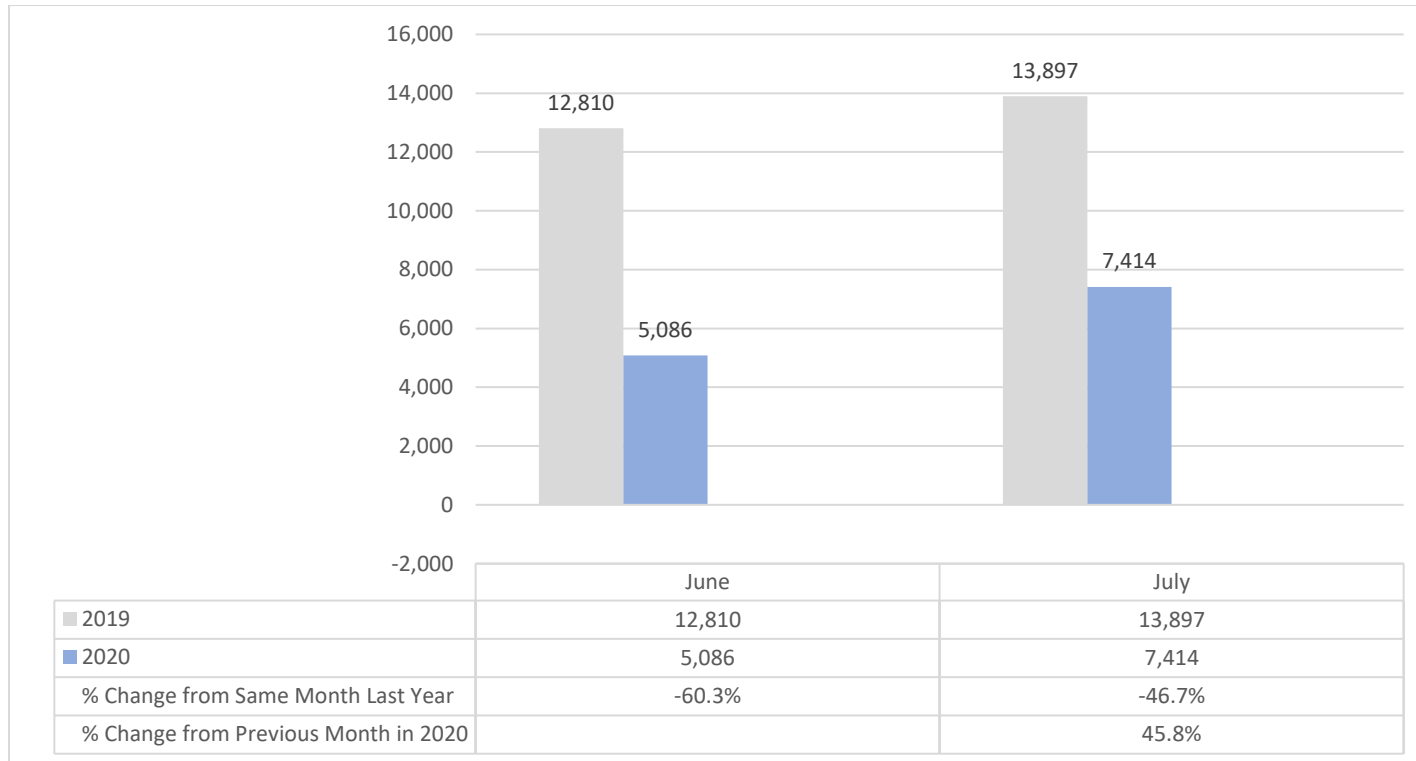
There were 31,007 criminal hearings from June 2020 to July 2020. Total criminal hearing declined 42.5% in June 2020 (13,686 total criminal hearing) compared to June 2019 (23,804 total criminal hearing). In July 2020, there were 17,321 total criminal hearing, a decrease of 32.4% from July 2019 and an increase of 26.6% from June 2020.

Figure 41: District Court Criminal Bail Review Hearings June - July 2019 and 2020



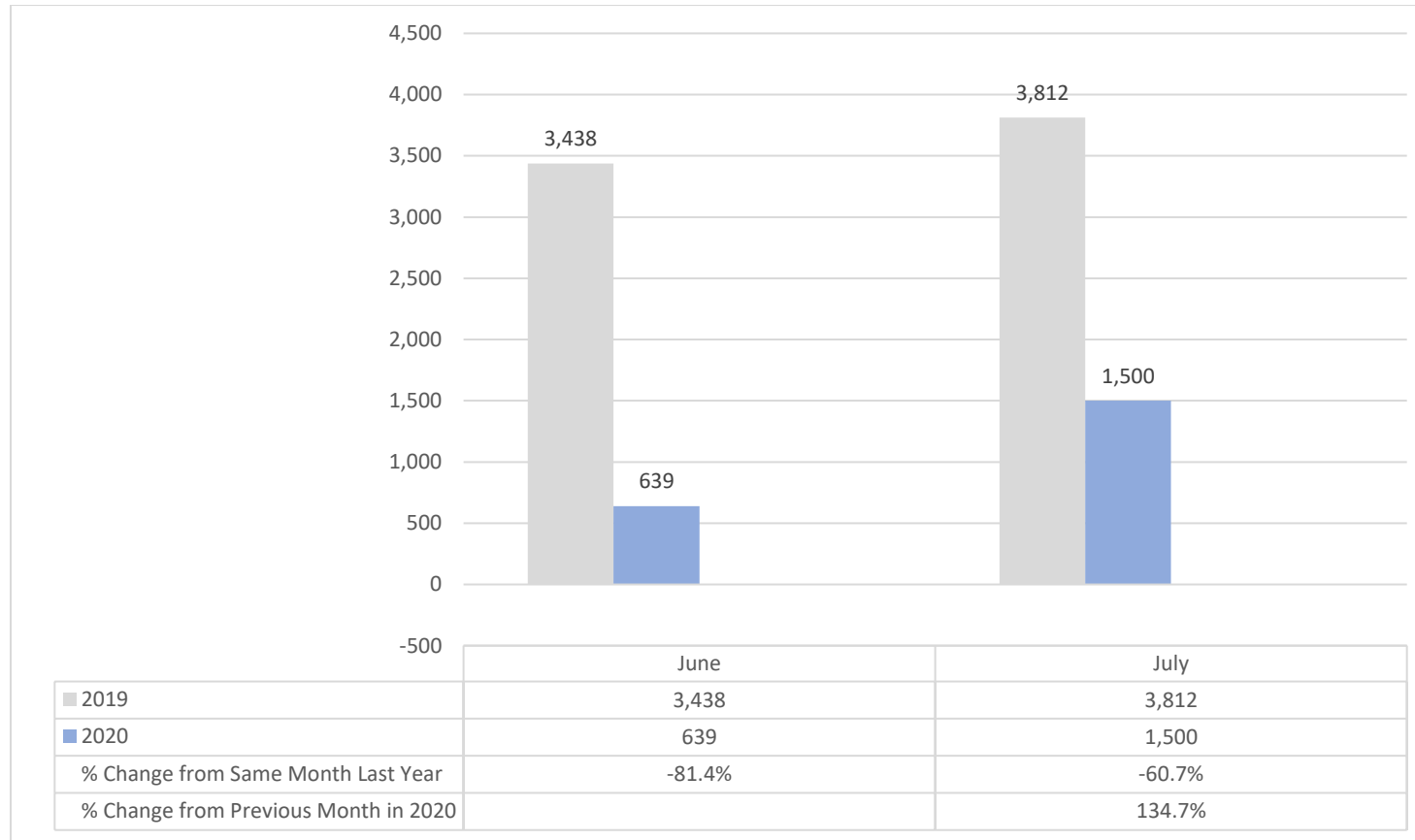
There were 6,648 bail review hearings from June 2020 to July 2020. Bail review hearings declined 15.5% in June 2020 (3,161 bail review hearings) compared to June 2019 (3,740 bail review hearings). In July 2020, there were 3,487 bail review hearings, a decrease of 15.7% from July 2019 and an increase of 10.3% from June 2020.

Figure 42: District Court Total Criminal Dispositions June - July 2019 and 2020



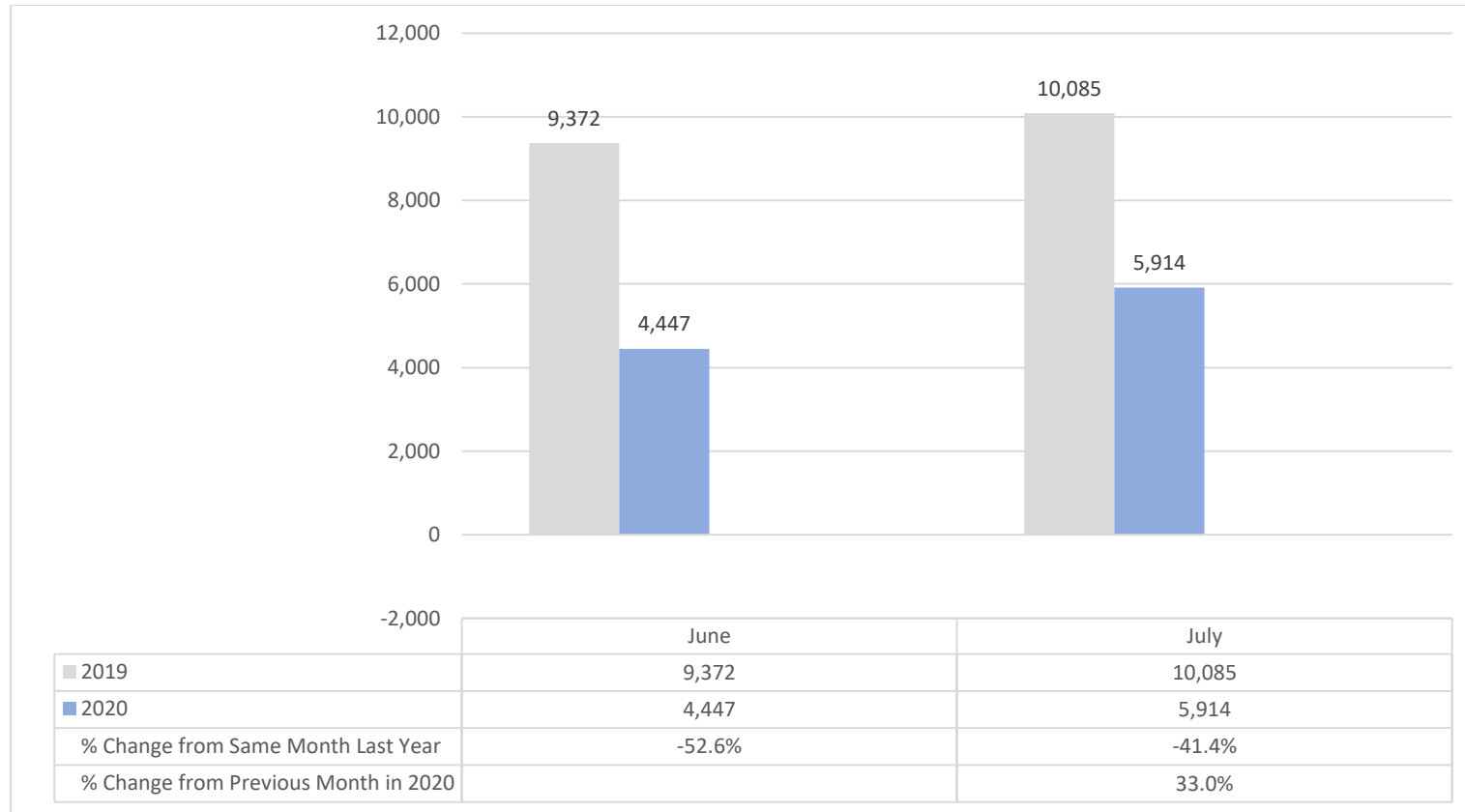
There were 12,500 total dispositions from June 2020 to July 2020. Total dispositions declined 60.3% in June 2020 (5,086 total dispositions) compared to June 2019 (12,810 total dispositions). In July 2020, there were 7,414 total dispositions, a decrease of 46.7% from July 2019 and an increase of 45.8% from June 2020.

Figure 43: District Court Criminal Trial Dispositions, June - July 2019 and 2020



There were 2,139 total trial dispositions from June 2020 to July 2020. Total trial dispositions declined 81.4% in June 2020 (639 total trial dispositions) compared to June 2019 (3,438 total trial dispositions). In July 2020, there were 1,500 total trial dispositions, a decrease of 60.7% from July 2019 and an increase of 134.7% from June 2020.

Figure 44: District Court Criminal Non-Trial Dispositions June - July 2019 and 2020



There were 10,361 total non-trial dispositions from June 2020 to July 2020. Total non-trial dispositions declined 52.6% in June 2020 (4,447 total non-trial dispositions) compared to June 2019 (9,372 total non-trial dispositions). In July 2020, there were 5,914 total non-trial dispositions, a decrease of 41.4% from July 2019 and an increase of 33.0% from June 2020.

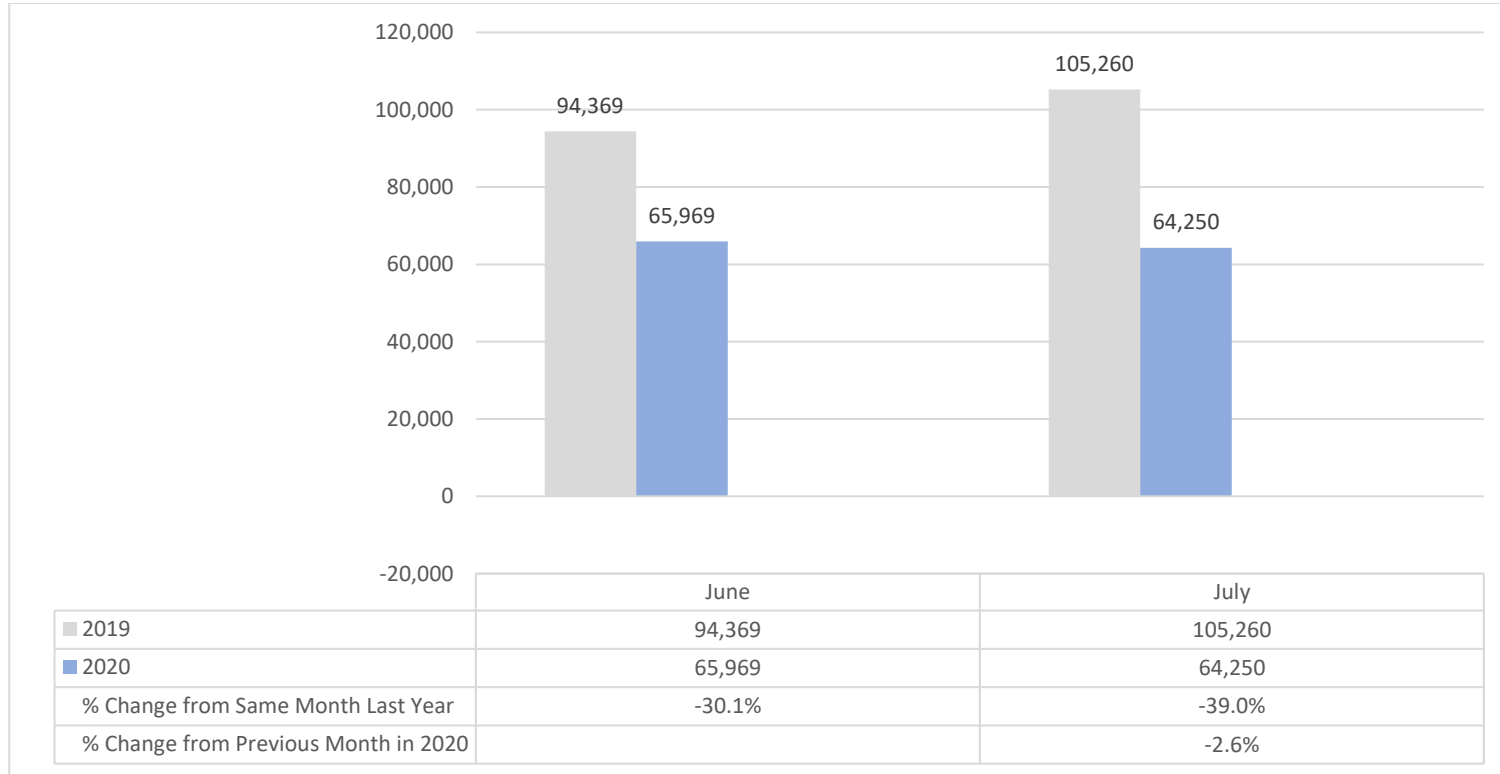
District Court Motor Vehicle Case Activity

Table 23: District Court Motor Vehicle Cases Filed, Hearings Held/Concluded and Dispositions June - July 2019 and 2020

District Court Motor Vehicle Case Activity	June			July			
	2019	2020	Percent Change from Last Year: June 2019 & 2020	2019	2020	Percent Change from Previous Month: June & July 2020	Percent Change from Last Year: July 2019 & 2020
Total Original Motor Vehicle Filings	94,369	65,969	-30.09%	105,260	64,250	-2.61%	-38.96%
Motor Vehicle Pleas	88,546	27,289	-69.18%	94,104	31,755	16.37%	-66.26%
Total Motor Vehicle Hearings	41,417	6,309	-84.77%	42,201	12,284	94.71%	-70.89%
Highlight -Bail Review Hearings	560	223	-60.18%	530	270	21.08%	-49.06%
All Other Motor Vehicle Hearings	40,857	6,086	-85.10%	41,671	12,014	97.40%	-71.17%
Total Motor Vehicle Dispositions	90,824	27,567	-69.65%	98,174	33,101	20.07%	-66.28%

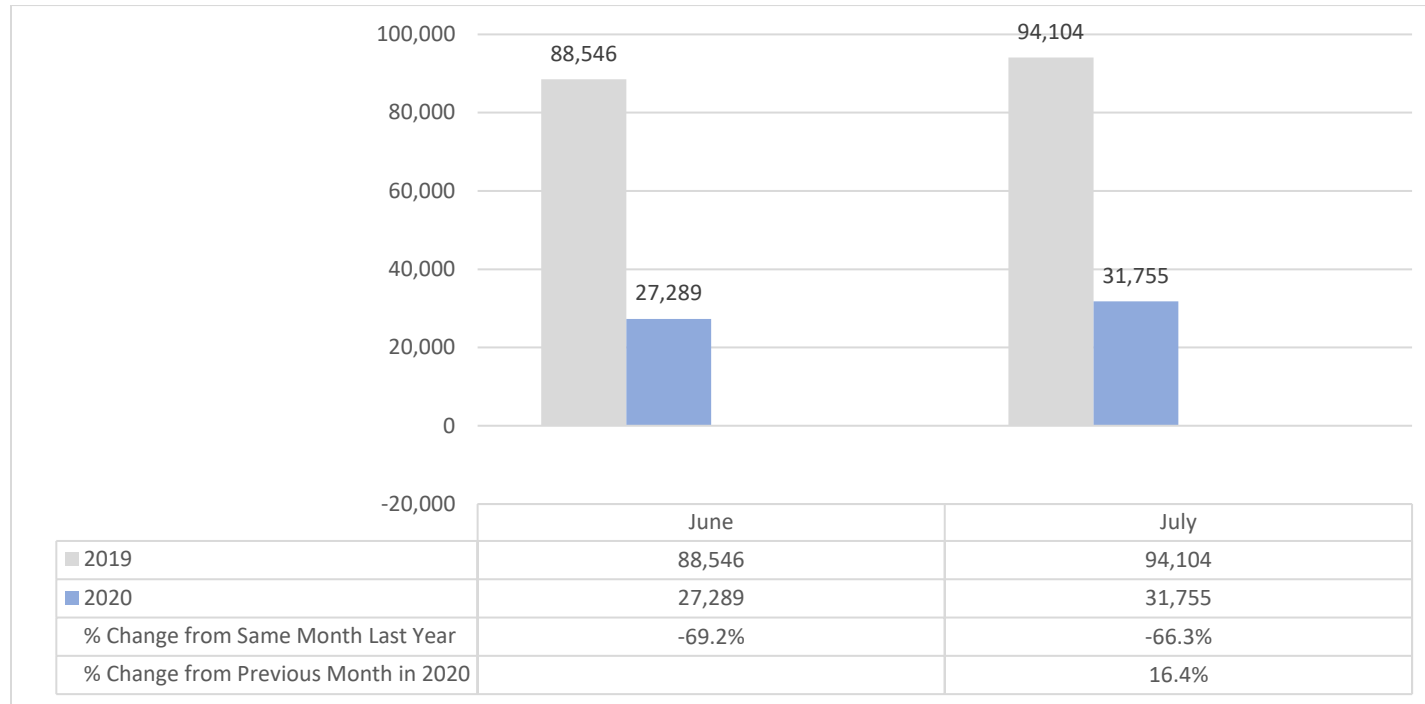
Note: Motor vehicle filings, hearings and pleas include all citations associated with an incident, including 21-902, payable and must appear, mass transit, natural resource and parking and red-light violations.

Figure 45: District Court Motor Vehicle Cases Filed, June - July 2019 and 2020



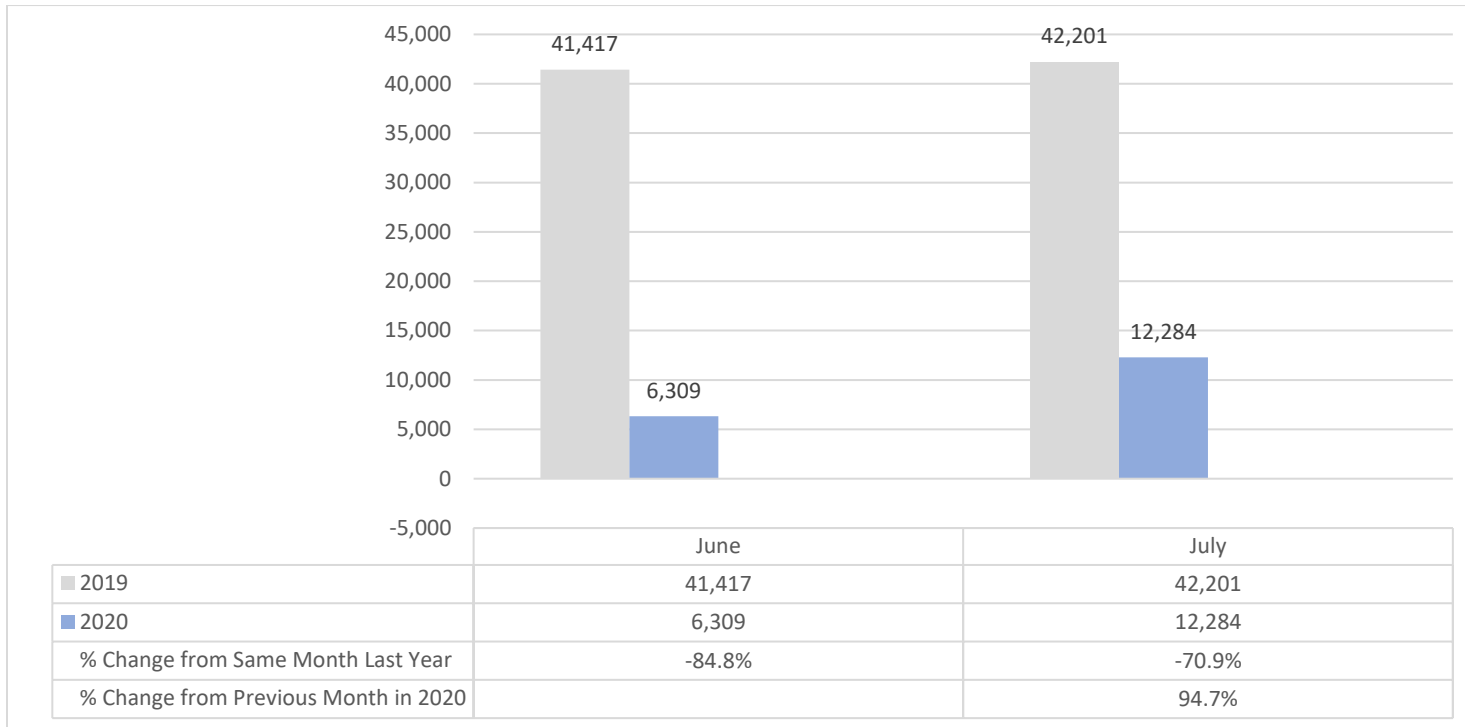
There were 130,219 motor vehicle cases filed from June 2020 to July 2020. Motor vehicle cases filed declined 30.1% in June 2020 (65,969 motor vehicle cases filed) compared to June 2019 (94,369 motor vehicle cases filed). In July 2020, there were 64,250 motor vehicle cases filed, a decrease of 39.0% from July 2019 and a decrease of 2.6% from June 2020.

Figure 46: District Court Motor Vehicle Case Pleas, June - July 2019 and 2020



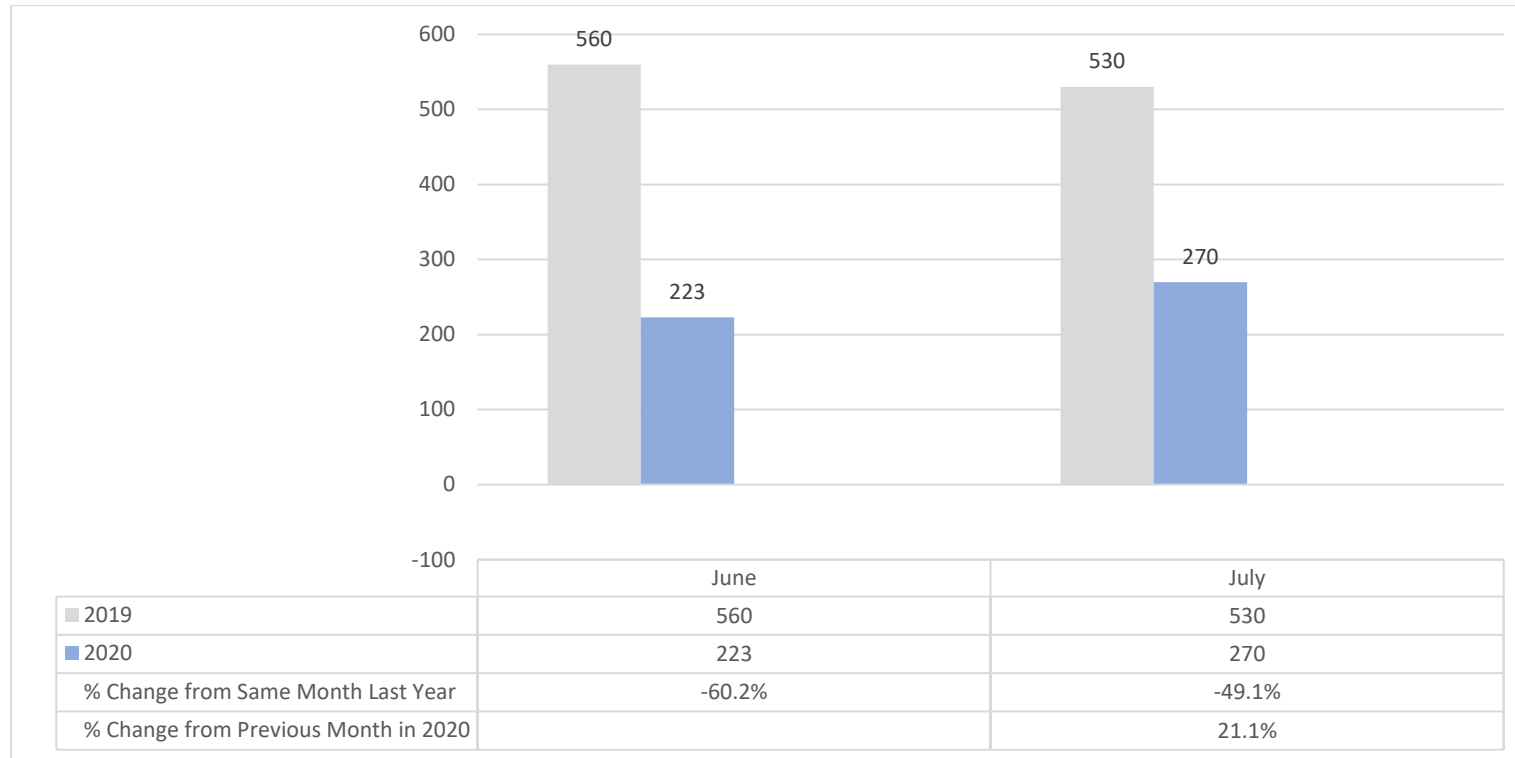
There were 59,044 motor vehicle pleas from June 2020 to July 2020. Total motor vehicle pleas declined 69.2% in June 2020 (27,289 total motor vehicle pleas) compared to June 2019 (88,546 total motor vehicle pleas). In July 2020, there were 31,755 total motor vehicle pleas, a decrease of 66.3% from July 2019 and an increase of 16.4% from June 2020.

Figure 47: District Court Motor Vehicle Hearings Held/Concluded, June - July 2019 and 2020



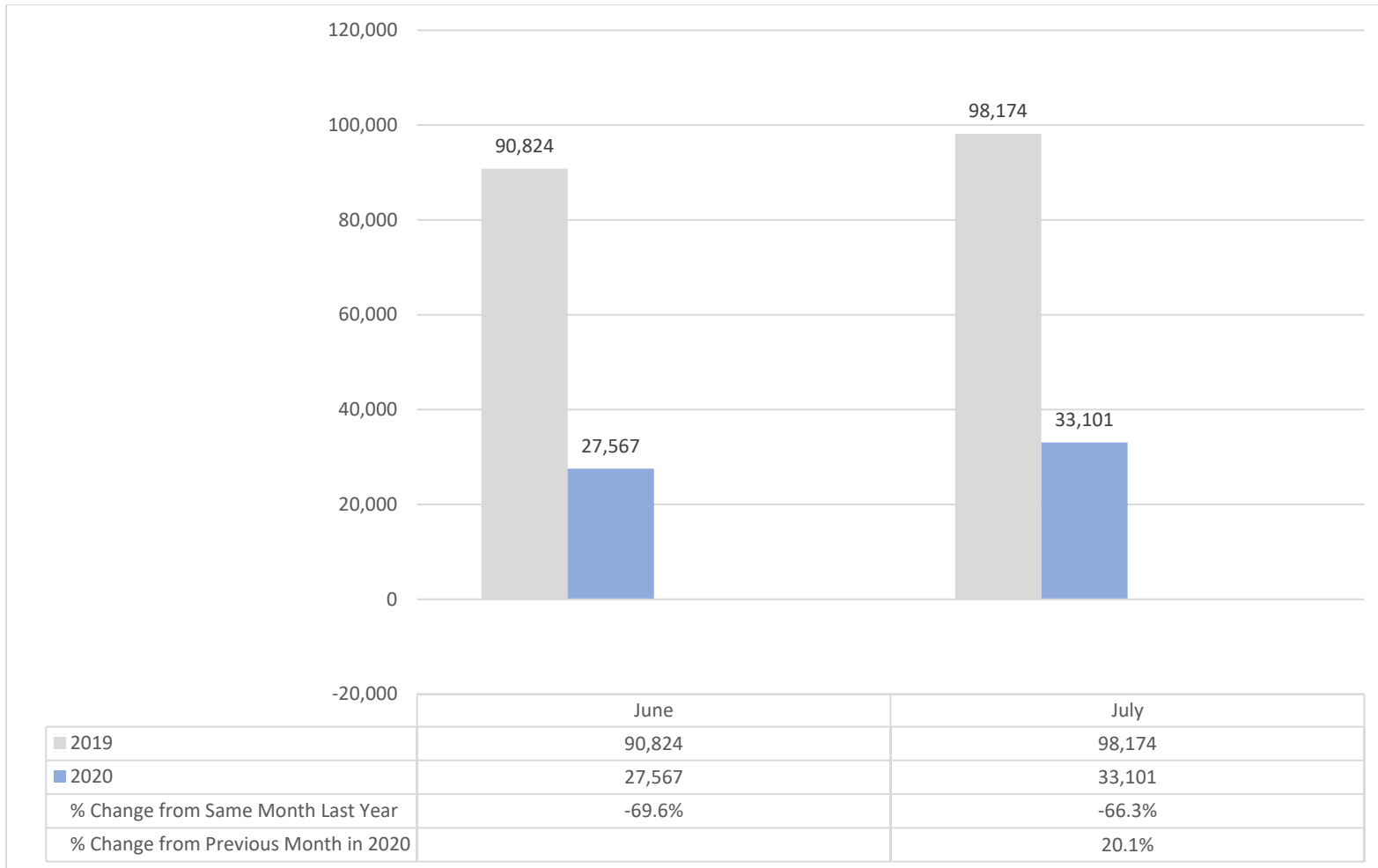
There were 18,593 motor vehicle hearings from June 2020 to July 2020. Total motor vehicle hearings declined 84.8% in June 2020 (6,309 total motor vehicle hearings) compared to June 2019 (41,417 total motor vehicle hearings). In July 2020, there were 12,284 total motor vehicle hearings, a decrease of 70.9% from July 2019 and an increase of 94.7% from June 2020.

Figure 48: District Court Motor Vehicle Bail Review Hearings, June - July 2019 and 2020



There were 493 bail review hearings from June 2020 to July 2020. Bail review hearings declined 60.2% in June 2020 (223 bail review hearings) compared to June 2019 (560 bail review hearings). In July 2020, there were 270 bail review hearings, a decrease of 49.1% from July 2019 and an increase of 21.1% from June 2020.

Figure 49: District Court Motor Vehicle Dispositions, June - July 2019 and 2020



There were 60,668 total motor vehicle dispositions from June 2020 to July 2020. Total motor vehicle dispositions declined 69.6% in June 2020 (27,567 total motor vehicle dispositions) compared to June 2019 (90,824 total motor vehicle dispositions). In July 2020, there were 33,101 total motor vehicle dispositions, a decrease of 66.3% from July 2019 and an increase of 20.1% from June 2020.

Problem-Solving Court Activity

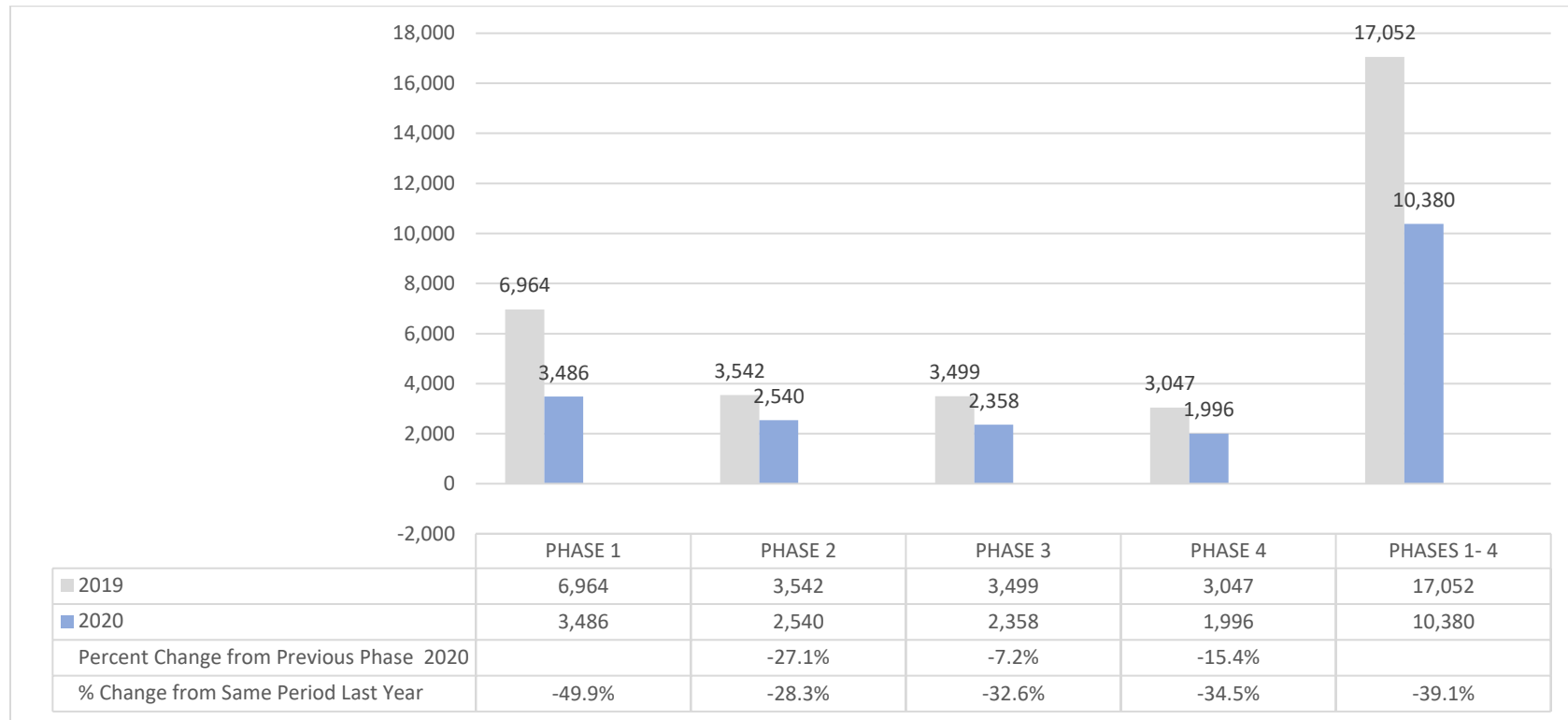
Table 24: Problem-Solving Court (PSC) Hearings, Number of Participants in Attendance Phases 1-4* 2019 and 2020

	PHASE 1			PHASE 2				PHASE 3				PHASE 4			
	2019	2020	Percent Change from Last Year: March 16-June 5, 2019 & 2020	2019	2020	Percent Change from Previous Phase I & Phase II 2020	Percent Change from Last Year: June 5-July 20, 2019 & 2020	2019	2020	Percent Change from Previous Phase II & Phase III 2020	Percent Change from Last Year: July 20-August 30, 2019 & 2010	2019	2020	Percent Change from Previous Phase III & Phase IV 2020	Percent Change from Last Year: August 31-October 4, 2019 & 2020
# of Participants Participating in Court Hearings	6,964	3,486	-49.9%	3,542	2,540	-27.1%	-28.3%	3,499	2,358	-7.2%	-32.6%	3,047	1,996	-15.4%	-34.5%

Source: Statewide Maryland Automated Record Tracking (SMART)

*Phase 1: March 16-June 5, 2020; Phase 2: June 5 – July 20, 2020; Phase 3: July 20 – August 30, 2020; Phase 4: August 31 – October 4, 2020

Figure 50: District and Circuit Court PSC Hearings, Number of Participants in Attendance Phases 1 – IV 2019 and 2020



10,380 participants attended District and circuit court PSC hearings during Phases I through IV of 2020 (March 16, 2020 through June 5, 2020). PSC hearing participation declined 49.9% in Phase I 2020 (3,486 participants) compared to the same time period in 2019 (6,964 participants). During Phase II of 2020, 2,540 participants attended PSC hearings, a decrease of 28.3% from the same time period in 2019 and a decrease of 27.1% from Phase I 2020. In Phase III 2020, 2,358 participants attended PSC hearings, a decrease of 32.6% from the same time period in 2019 and a decrease of 7.2% from Phase II. 1,996 participants attended PSC hearings in Phase IV of 2020, a decrease of 34.5% from the same time period in 2019, and a 15.4% decrease from Phase III.

Appendices

Appendix A: [COVID 19 Timeline](#)

Appendix B: COVID Administrative Orders*(Active)

COVID 19 Administrative Orders	
December 22, 2020	Seventh Administrative Order Restricting Statewide Judiciary Operations Due to the COVID-19 Emergency Sixth Amended Administrative Order on the Suspension During the COVID-19 Emergency of Foreclosures, Evictions and Other Ejectments Involving Residences Sixth Revised Administrative Order on the Emergency Tolling or Suspension of Statutes of Limitations and Statutory and Rules Deadlines Related to the Initiation of Matters and Certain Statutory and Rules Deadlines in Pending Matters Fifth Amended Administrative Order Extending the Statewide Suspension of Jury Trials and Maintaining Grand Juries Fifth Administrative Order Clarifying COVID-19 Health Measures in Courthouses and Judicial Branch Facilities
December 16, 2020	Second Administrative Order on Remote Oral Arguments
November 12, 2020	Fifth Administrative Order Restricting Statewide Judiciary Operations Due to the COVID- 19 Emergency
October 26, 2020	Remote Oral Arguments
July 31, 2020	Clarifying Covid-19 Health Measures
June 03, 2020	Amended Administrative Order Lifting the Suspension During the COVID-19 Emergency of Foreclosures, Evictions, and Other Ejectments Involving Residences
May 26, 2020	Postponement of the July 2020 Maryland Bar Examination
May 18, 2020	Rescheduling May Oral Arguments and Postponing Other Oral Arguments
May 01, 2020	Amended Administrative Order on Remote Proceedings Held During the COVID-19 Emergency Case Time Standards and Related Reports for Fiscal Years 2020 and 2021 in Light of the COVID-19 Emergency
April 14, 2020	Guiding the Response of the Trial Courts of Maryland to the COVID-19 Emergency as it Relates to Those Persons who are Incarcerated or Imprisoned
April 13, 2020	Guiding the Response of Circuit Courts Sitting as Juvenile Courts to the COVID-19 Emergency as it Relates to those Juveniles who are Detained, Committed Pending Placement or in Commitments
April 07, 2020	Administration of the Attorney Oath

COVID 19 Administrative Orders	
March 27, 2020	Permissive Use of the MDEC System for Appellate Filings During the COVID-19 Emergency
March 18, 2020	Statewide Operations That Must Be Maintained During the COVID-19 Emergency: Land Records

**Does not include rescinded or obsolete orders*

Appendix C: Judicial Operations by Court and Phase

Phase 1: March 16, 2020 - June 5, 2020

During this phase court activity was limited to emergency operations only with few exceptions.

District Court

- Bail reviews
- Bench warrants
- Emergency evaluations
- Quarantine and isolation violations
- Body attachments

District Court Commissioners

- New extreme risk protective order petitions
- New domestic violence protective order petitions (adult respondents)
- New peace order petitions
- Initial appearances
- Applications for statement of charges
- Bail bonds
- Bench warrant satisfactions

Circuit Courts

- Bail reviews
- Bench warrants
- Arraignments for detained defendants
- Juvenile detention
- Juvenile shelter care
- Peace order petitions (juvenile respondents)
- Emergency evaluations

- Quarantine and isolation
- Extradition
- Body attachments
- Extreme risk protective order appeals

Court of Special Appeals

- Injunctive relief pending appeal
- Appeals if lack of action would result in dispositive outcome
- Appeals from quarantine and isolation matters

Court of Appeals

- Certain election law matters
- Mandamus
- Certified questions of law
- Quarantine and isolation

Phase 2: June 5, 2020-July 20, 2020 and December 22, 2020-March 12, 2021

Courts began to hear more matters, some in-person and some remotely. This included matters that were postponed during phase one of the health emergency, and other priority matters. Phase 2 includes Phase 1 matters in addition to items below:

District Court

- Criminal and Traffic
- Bail reconsiderations
- Matters regarding locally incarcerated defendants (in accordance with April 14 order)
- Guilty pleas with deferral of incarceration start date considered
- Mental health evaluations and competency matters
- Preliminary hearings with proposed resolution and no testimony required.
- Civil
- Temporary and final domestic violence, peace, and extreme risk protective orders
- Temporary restraining orders
- Landlord/Tenant
- Emergency breach of lease involving threat to person or property and associated warrants of restitution
- Emergency wrongful detainer actions and associated warrants of restitution

- Problem-Solving Courts
- Proceedings of drug, mental health, DUI, veterans', and reentry courts.

District Court Commissioners

- Commissioners continue to hear all Phase One matters.

Circuit Courts

Civil

- Emergency habeas corpus matters
- Temporary restraining orders
- Scheduling conferences
- Status conferences
- On the record appeals
- Matters that can be handled remotely or without testimony or both.

Criminal

- Bail reconsiderations
- Matters regarding locally incarcerated defendants (in accordance with April 14 order)
- Arraignments for detained defendants
- Extradition cases
- Competency, criminal responsibility issues not requiring witness testimony status, and discovery and Hicks issues
- Deferred sentencing for non-incarcerated defendants
- Pleas agreements without recommendations for incarceration
- Deferred sentencing
- Motions that can be handled remotely or without testimony or both

Family

- Scheduling conferences
- Status conferences
- Uncontested divorce and other uncontested matters
- Domestic violence protective orders
- Domestic violence, peace, and extreme risk protective order appeals
- Family law emergencies that have been determined to require an expedited hearing
- Emergency issues in guardianship matters

- Temporary restraining orders
- Default hearings
- Exceptions not requiring witness testimony
- Matters that can be handled remotely or without testimony or both

Child in Need of Assistance (CINA)

- Shelter care hearings
- CINA matters that are uncontested or can be heard by proffer including adjudications, dispositions, permanency plans, and permanency plan reviews.
- Termination of parental rights that are by consent or proffer
- Exceptions (uncontested, consented to, or requiring legal argument only)
- Family Treatment/Recovery Court reviews
- Guardianships under juvenile causes
- Adoptions re: CINA and TPR youth
- Matters that can be handled remotely or without testimony or both

Juvenile Delinquency

- Detention hearings
- Peace order petitions (juvenile respondents)
- Arraignments and first appearances
- Emergency delinquency matters
- Adjudication with agreed to plea and/or by proffer
- Disposition by consent or proffer
- Disposition reviews
- Delinquency juvenile treatment plans and reviews
- Closure of probation and jurisdiction not requiring testimony
- Juvenile expungements not requiring testimony
- Juvenile permanency plans and reviews by consent or proffer
- Juvenile waivers by consent and not requiring testimony
- Exceptions no requiring witness testimony
- Matters that can be heard remotely or without testimony or both

Problem-solving Courts

- Proceedings of drug, mental health, family/dependence recovery, DUI, veterans', juvenile drug, and truancy courts.

Phase 3: July 20, 2020 – August 31, 2020

Courts begin to hear a broader range of cases (below) including Phase 1 and Phase 2 matters.

District Court

Criminal and Traffic

- Trials for incarcerated defendants
- Other cases alleging violent acts, alcohol-related motor vehicle matters
- Preliminary hearings
- Begin scheduling minor traffic matters for dockets that begin during Phase Four, including previously postponed matters
- Violation of probation

Civil

- Resume handling temporary domestic violence protective, peace, and extreme risk protective order petitions during court hours.
- Begin scheduling civil matters, including trials, for dockets that begin during Phase Four, including previously postponed matters.

Landlord/Tenant

- Rent escrow actions, provided local inspection practices can be conducted
- Tenant holding over actions and associated warrants of restitution
- Breach of lease actions and any associated warrants of restitution
- Wrongful detainer actions and associated warrants of restitution
- Processing of warrants of restitution for failure to pay rent actions to begin after July 25, 2020, consistent with the Amended Order in regard to Foreclosures, Evictions, and Other Ejectments involving Residences.

District Court Commissioners

- Commissioners will resume hearing interim domestic violence protective order, peace and extreme risk protective order petitions only after regular court hours.
- Continue to accept circuit court bail bonds through Phase Four.

Circuit Courts

Civil

- Motions requiring witness testimony

- Settlement hearings
- Attorney disciplinary hearings

Criminal

- Motions
- Expungements
- Violation of probation
- Non-jury trials
- Jury prayer status hearings
- Sentencings previously deferred

Family

- Resume handling temporary domestic violence protective order petitions during court hours
- Motions requiring witness testimony
- Pendente lite hearings
- Contempt proceedings
- Adoptions
- Guardianship - non-emergency
- Child support establishment
- Settlement hearings
- Court-ordered mediation

Child in Need of Assistance (CINA)

- All matters and motions that are contested and/or require testimony
- Adjudications, dispositions, permanency plans, and permanency plan reviews
- Exceptions hearings requiring witness testimony
- Contested TPRs

Juvenile Delinquency

- All matters that are contested and/or require testimony
- Adjudications
- Dispositions
- Disposition review
- Closure of probation and jurisdiction

- Motions
- Juvenile expungements
- Juvenile Permanency plan and permanency plan review
- Juvenile and adult sex offender registration
- Waiver hearings, including to and from Juvenile Court
- Exception hearings

Court of Special Appeals

- Same as Phase two.

Court of Appeals

- Same as Phase two.

Phase 4: August 31, 2020- October 5, 2020

Courts will resume a broader range of activities, including Phase 1, 2 and 3 matters.

District CourtCriminal and Traffic

- All criminal matters
- Minor traffic matters
- Begin scheduling dockets that begin during Phase Five for:
 - Red light
 - Parking
 - Speed camera
 - School bus
 - Toll/MTA
- Other civil citations including previously postponed matters

Civil

- All civil matters
- Landlord/Tenant
- Failure to pay rent

Problem-solving Courts

- Fully operational

District Court Commissioners

- Fully operational
- Continue to accept circuit court bail bonds through Phase Four.

Circuit Courts

Civil

- Non-jury trials
- De novo appeals
- Criminal
- Post-conviction hearings
- Three-judge panel sentence reviews
- Family
- Hearings and trials
- Child support contempt

Child in Need of Assistance (CINA)

- Fully operational

Juvenile Delinquency

- Fully operational

Problem-solving Courts

- Fully operational

Court of Special Appeals

- Same as Phase Two.

Court of Appeals

- Same as Phase Two.

Phase 5: Beginning October 5, 2020

- All courts resume full operations.