
Maryland

JUDICIARY

Annual Report

Statistical Abstract

And COURT-RELATED AGENCIES

2000 - 2001

TABLE OF CONTENTS

The Court of Appeals

Table CA-1: Appeals Actually Filed and Terminated Within Fiscal Year	COA-1
Table CA-7: Disposition of Court of Appeals Cases - Regular Docket	COA-6

The Court of Special Appeals

Table CSA-1: Appeals Actually Filed and Terminated Within Fiscal Year	CSA-1
Table CSA-7: Cases Disposed By Court of Special Appeals - Regular Docket	CSA-6

The Circuit Courts

Table CC-2: Five-Year Comparative Table - All Cases - Filings and Terminations . . .	CC-3
Table CC-8: Categories of Filings - Original and Reopened Cases Filed	CC-8
Table CC-9: Categories of Terminations - Original and Reopened Cases Filed	CC-9
Table CC-10: Court Trials, Jury Trials, and Hearings By County, Circuit, and Functional Area	CC-10
Table CC-11: Domestic Violence Cases Heard in the Circuit Courts	CC-11

The District Court

Table DC-3: Comparative Table on Cases Filed or Processed	DC-4
Table DC-4: Motor Vehicle, Criminal, and Civil Cases Filed and Processed	DC-5
Table DC-11: Driving While Intoxicated Dispositions	DC-12
Table DC-12: Three-Year Comparative Table - Emergency Evaluation, Domestic Abuse and Peace Order Hearings Held in the District Court of Maryland	DC-13

TABLE CA-1

COURT OF APPEALS
APPEALS ACTUALLY FILED AND
TERMINATED WITHIN FISCAL YEAR

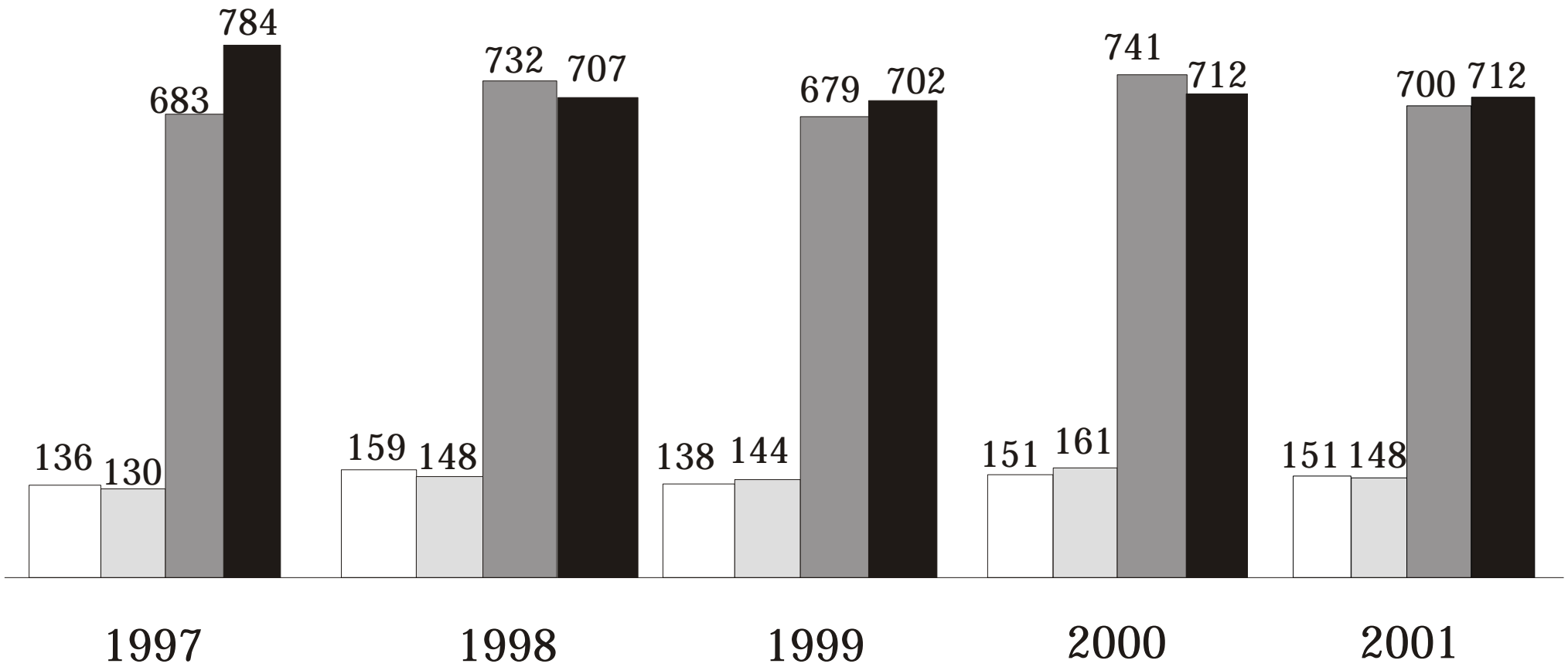
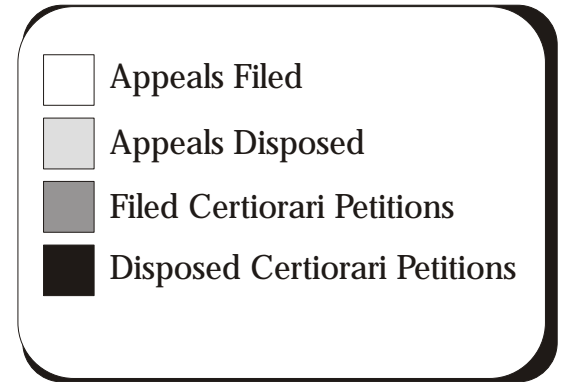


TABLE CA-7
DISPOSITION OF COURT OF APPEALS CASES
REGULAR DOCKET
JULY 1, 2000 – JUNE 30, 2001
FISCAL YEAR 2001

	CIVIL	JUVENILE	CRIMINAL	TOTAL
Affirmed	24	0	15	39
Reversed	43	0	28	71
Dismissed Without Opinion	5	0	2	7
Vacated and Remanded	14	0	8	22
Affirmed in Part, Reversed in Part	2	0	0	2
Dismissed Prior to Argument or Submission	6	0	1	7
Origin				
1998 Docket	9	0	5	14
1999 Docket	33	0	12	45
2000 Docket	49	0	36	85
2001 Docket	3	0	1	4
Total Cases Disposed During Fiscal Year 2001	94	0	54	148

COURT OF SPECIAL APPEALS-APPEALS ACTUALLY FILED AND TERMINATED WITHIN FISCAL YEAR

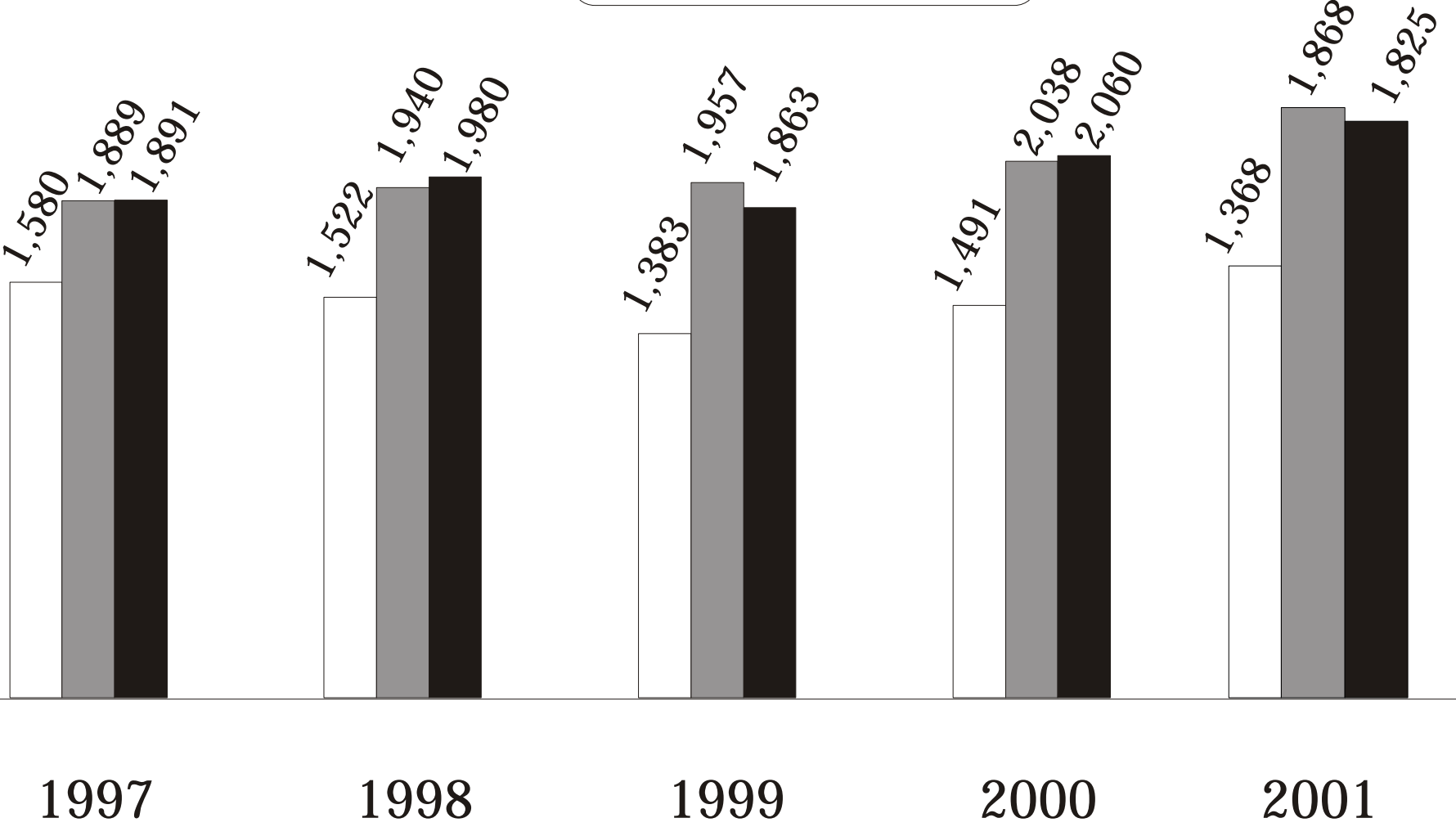
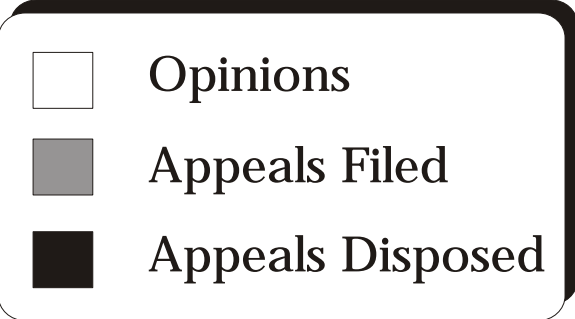


TABLE CSA-7
CASES DISPOSED BY
COURT OF SPECIAL APPEALS
REGULAR DOCKET
JULY 1, 2000 – JUNE 30, 2001
FISCAL YEAR 2001

	Civil	Juvenile	Criminal	Total
Affirmed	458	24	492	974
Reversed	119	7	55	181
Dismissed – Opinion Filed	34	2	3	39
Remanded Without Affirmance or Reversal	4	0	2	6
Vacated and Remanded	69	2	17	88
Affirmed in Part, Reversed in Part	54	0	30	84
Dismissed Prior to Argument or Submission	269	15	115	399
Transferred to Court of Appeals	41	1	12	54
Other				
Origin				
1995 Docket	1	0	0	1
1996 Docket	3	0	0	3
1997 Docket	3	1	0	4
1998 Docket	13	0	5	18
1999 Docket	216	14	217	447
2000 Docket	768	33	479	1,280
2001 Docket	44	3	25	72
Total Cases Disposed During Fiscal Year 2001	1,048	51	726	1,825

TABLE CC-2
FIVE-YEAR COMPARATIVE TABLE
ALL CASES
FILINGS AND TERMINATIONS
FISCAL 1997 – FISCAL 2001

	COMBINED ORIGINAL AND REOPENED CASES FILED AND TERMINATED									
	1996-97		1997-98		1998-99		1999-00		2000-01	
	F	T	F	T	F	T	F	T	F	T
First Circuit	12,515	11,187	13,312	12,520	12,942	11,533	13,705	13,390	14,964	14,505
Dorchester	1,881	1,706	2,396	2,225	2,072	2,050	2,197	2,161	2,419	2,496
Somerset	2,314	2,288	2,248	2,205	2,207	2,172	2,154	2,116	2,277	2,179
Wicomico	4,935	4,129	4,778	4,583	4,891	4,318	5,537	5,297	5,514	5,213
Worcester	3,385	3,064	3,890	3,507	3,772	2,993	3,817	3,816	4,754	4,617
Second Circuit	11,331	10,296	11,750	10,683	11,930	10,872	13,213	11,803	13,206	11,321
Caroline	1,362	1,155	1,692	1,591	1,700	1,334	1,567	1,328	1,556	1,172
Cecil	4,913	4,263	4,748	4,171	5,008	4,480	6,540	5,660	6,551	5,438
Kent	1,548	1,409	1,463	1,338	1,391	1,280	1,375	1,281	1,542	1,389
Queen Anne's	1,719	1,793	1,918	1,786	1,858	1,895	1,692	1,607	1,365	1,241
Talbot	1,789	1,676	1,929	1,797	1,973	1,883	2,039	1,927	2,192	2,081
Third Circuit	35,491	28,819	35,632	31,854	35,943	33,077	37,829	32,542	39,235	35,236
Baltimore	27,800	22,538	28,055	24,930	28,479	26,479	29,061	24,421	29,179	26,668
Harford	7,691	6,281	7,577	6,924	7,464	6,598	8,768	8,121	10,056	8,568
Fourth Circuit	11,717	11,173	13,396	12,208	13,190	12,913	13,210	12,689	13,763	11,705
Allegany	3,452	3,894	3,826	3,750	3,440	3,353	3,647	3,489	3,484	3,098
Garrett	1,101	995	1,217	1,132	1,103	907	1,127	1,023	1,010	963
Washington	7,164	6,284	8,353	7,326	8,647	8,653	8,436	8,177	9,269	7,644
Fifth Circuit	35,092	32,820	34,440	31,803	34,734	32,125	33,719	31,506	33,643	31,324
Anne Arundel	21,185	19,814	20,274	18,791	21,405	19,801	20,141	17,954	19,630	17,788
Carroll	5,567	5,674	5,896	5,432	5,350	5,213	5,797	5,801	5,631	5,440
Howard	8,340	7,332	8,270	7,580	7,979	7,111	7,781	7,751	8,382	8,096
Sixth Circuit	42,119	38,603	42,375	41,260	46,663	41,486	45,528	44,062	46,654	45,822
Frederick	6,371	5,151	6,828	5,755	7,727	5,635	8,302	6,431	8,527	7,771
Montgomery*	35,748	33,452	35,547	35,505	38,936	35,851	37,226	37,631	38,127	38,051
Seventh Circuit	61,192	55,936	61,651	56,171	62,067	54,832	63,931	59,311	61,378	64,122
Calvert	4,598	4,125	4,686	4,235	4,477	4,428	4,960	4,895	5,378	5,152
Charles	7,340	6,005	7,644	6,783	8,088	7,188	8,328	7,913	8,646	8,335
Prince George's	44,161	40,887	44,239	40,487	44,946	38,624	46,302	42,189	43,783	47,189
St. Mary's	5,093	4,919	5,082	4,666	4,556	4,592	4,341	4,314	3,571	3,446
Eighth Circuit	61,145	35,762	64,648	40,297	69,976	56,508	69,377	64,179	69,194	61,193
Baltimore City	61,145	35,762	64,648	40,297	69,976	56,508	69,377	64,179	69,194	61,193
STATE	270,602	224,596	277,204	236,796	287,445	253,346	290,512	269,482	292,037	275,228

*Includes juvenile cases processed at the District Court level.

NOTE: See note on Table CC-16.

TABLE CC-8
CATEGORIES OF FILINGS
ORIGINAL AND REOPENED CASES FILED
JULY 1, 2000—JUNE 30, 2001
FISCAL YEAR 2001

	Dorchester	Somerset	Wicomico	Worcester	Caroline	Cecil	Kent	Queen Anne's	Talbot	Baltimore	Harford	Allegany	Garrett	Washington	Anne Arundel	Carroll	Howard	Frederick	Montgomery	Calvert	Charles	Prince George's	St. Mary's	Baltimore City	TOTAL	
TOTAL CIVIL	1,406	1,552	2,609	3,173	1,056	4,494	1,133	942	1,319	17,121	6,955	2,540	738	5,439	11,615	2,975	5,090	4,292	25,034	4,064	5,953	26,559	2,748	31,143	169,950	
Motor Tort	20	7	61	44	8	122	9	26	18	880	194	56	14	64	416	65	186	110	744	55	94	1,156	44	1,284	5,677	
Other Tort	9	6	20	39	5	22	14	2	19	478	30	12	10	44	113	14	51	66	672	16	59	765	11	2,896	5,373	
Contract	18	15	24	83	12	49	14	15	27	923	88	4	5	74	437	50	238	103	1,582	32	65	837	30	550	5,275	
Condemnation	2	0	1	23	0	6	0	0	0	30	0	1	0	2	10	0	17	4	29	8	3	6	3	77	222	
Contested Confessed Judgment	9	8	11	26	9	46	6	2	16	143	47	11	7	29	0	1	39	28	181	11	13	0	19	94	756	
Other Law	13	48	22	64	8	61	11	12	19	131	99	32	20	72	12	1	83	60	5,308	52	71	426	58	4,003	10,686	
Appeals																										
District Court-On Record	0	3	11	3	0	10	1	3	3	92	13	5	2	10	36	11	25	15	97	4	20	118	3	120	605	
District Court-De Novo	3	3	11	7	1	5	1	3	7	150	30	13	3	23	44	32	57	32	261	0	15	163	8	136	1,008	
Administrative Agency	29	58	58	31	10	48	23	19	22	577	162	151	14	187	394	101	160	93	446	38	73	335	53	924	4,006	
Divorce/Nullity	199	153	626	376	272	772	232	195	311	4,036	1,860	534	183	1,130	3,427	802	1,470	1,305	5,077	904	1,097	6,213	681	3,163	35,018	
Other Domestic Relations	256	338	504	530	248	1,217	245	131	269	2,563	1,456	514	215	1,660	810	541	803	909	3,626	888	1,103	3,659	593	1,832	24,910	
Adoption/Guardianship	36	0	32	24	10	23	3	10	10	311	77	17	9	56	436	149	78	100	1,961	35	39	141	33	244	3,834	
Paternity	568	683	717	1,002	248	1,309	456	207	403	1,071	1,284	497	90	1,365	674	126	665	565	2,503	1,313	1,895	4,770	644	6,994	30,049	
Domestic Violence	37	60	47	21	66	105	34	6	38	675	362	4	24	48	244	263	211	34	631	138	440	519	123	521	4,651	
Other General	204	165	461	893	159	684	81	310	157	5,039	1,241	678	142	666	4,476	817	997	858	1,668	552	960	7,418	437	8,193	37,256	
Unreported Category	3	5	3	7	0	15	3	1	0	22	12	11	0	9	86	2	10	10	248	18	6	33	8	112	624	
TOTAL JUVENILE	210	276	483	341	241	401	143	230	446	5,209	875	373	136	1,417	2,740	897	1,182	2,348	6,136	690	929	6,728	424	11,204	44,059	
Delinquency	161	219	399	286	206	330	129	186	418	4,648	685	265	84	579	2,661	846	955	2,143	4,411	643	872	4,479	395	7,179	33,179	
Adult	0	0	0	0	0	0	0	0	0	0	0	0	0	0	0	8	0	0	2	0	1	0	0	0	0	11
Child In Need of Supervision	0	5	2	0	3	3	1	10	5	13	0	8	6	13	7	15	0	17	1	5	0	3	0	87	204	
Child In Need of Assistance	28	51	63	52	20	50	13	24	14	461	146	84	43	762	64	28	218	150	1,583	37	43	2,019	19	2,843	8,815	
Guardianship	9	1	18	2	7	17	0	7	5	51	23	15	0	47	0	0	0	21	77	0	5	186	8	517	1,016	
Adoption	11	0	0	0	0	0	0	2	1	4	0	0	3	11	0	0	0	41	0	6	0	0	0	513	592	
Peace Orders	0	0	1	0	0	0	0	0	0	17	13	0	0	5	0	9	13	13	1	0	0	0	0	28	100	
Unreported Category	1	0	0	1	5	1	0	1	3	15	8	1	0	0	8	0	0	4	8	4	2	41	2	37	142	
TOTAL CRIMINAL	803	449	2,422	1,240	259	1,656	266	193	427	6,849	2,226	571	136	2,413	5,275	1,759	2,110	1,887	6,957	624	1,764	10,496	399	26,847	78,028	
Appeals From District Court																										39,736
Motor Vehicle	12	6	23	28	4	35	13	19	16	538	84	15	2	63	256	67	139	107	500	7	46	91	6	213	2,290	
Other	24	9	56	20	13	23	17	11	12	773	90	37	5	51	357	55	79	69	593	8	18	229	5	431	2,985	
Jury Trial Prayed - Motor	43	58	534	350	33	543	36	18	48	284	541	74	17	528	162	275	427	541	1,200	115	456	2,785	53	518	9,639	
Jury Trial Prayed - Other	169	137	924	498	70	578	76	29	95	1,277	704	226	18	954	462	652	667	693	1,840	174	363	3,299	110	8,112	22,127	
Non Support	0	0	0	0	0	31	0	0	0	10	0	3	0	0	0	0	3	0	0	0	8	0	0	0	55	
Post Conviction	13	0	18	2	8	6	3	9	7	0	29	8	6	34	10	0	2	2	0	1	35	219	0	98	510	
Unreported Category	22	1	54	5	7	58	11	4	9	29	24	4	0	31	125	76	15	2	0	10	65	61	0	73	686	
STATE	2,419	2,277	5,514	4,754	1,556	6,551	1,542	1,365	2,192	29,179	10,056	3,484	1,010	9,269	19,630	5,631	8,382	8,527	38,127	5,378	8,646	43,783	3,571	69,194	292,037	

NOTE: See note on Table CC-17. The juvenile data may be incomplete due to reporting problems.

TABLE CC-9

CATEGORIES OF TERMINATIONS
TERMINATIONS OF ORIGINAL AND REOPENED CASES FILED

JULY 1, 2000—JUNE 30, 2001
FISCAL YEAR 2001

	Dorchester	Somerset	Wicomico	Worcester	Caroline	Cecil	Kent	Queen Anne's	Talbot	Baltimore	Harford	Allegany	Garrett	Washington	Anne Arundel	Carroll	Howard	Frederick	Montgomery	Calvert	Charles	Prince George's	St. Mary's	Baltimore City	TOTAL	
TOTAL CIVIL	1,467	1,459	2,537	3,164	741	3,836	1,054	869	1,311	15,709	5,908	2,262	696	4,500	10,236	2,916	5,104	3,858	25,369	3,972	5,772	31,040	2,697	29,663	166,140	
Motor Tort	27	10	60	49	15	109	10	29	40	998	206	57	13	64	557	90	192	100	842	76	137	1,637	53	1,285	6,656	
Other Tort	9	4	12	27	3	22	8	3	18	444	26	11	13	45	120	13	74	46	727	22	58	1,009	14	1,221	3,949	
Contract	15	10	16	62	7	36	12	12	28	896	87	10	12	67	374	36	244	68	1,602	43	91	1,087	28	576	5,419	
Condemnation	0	2	1	15	0	0	0	0	0	39	2	3	0	2	8	0	6	3	21	1	2	10	31	31	177	
Confessed Judgment	9	3	15	23	2	39	5	3	16	105	39	10	1	22	0	3	38	17	189	7	19	0	16	113	694	
Other Law	17	49	16	57	7	46	11	5	15	115	95	24	14	72	11	2	57	31	5,137	52	59	434	50	4,440	10,816	
Appeals																										
District Court-on Record	1	3	8	4	1	12	1	3	2	116	17	4	3	12	50	3	41	11	125	5	30	126	6	136	720	
District Court-De Novo	2	3	9	7	4	11	2	3	7	151	30	11	5	13	66	28	55	25	251	6	19	164	9	137	1,018	
Administrative Agency	32	55	55	44	9	50	28	23	24	642	147	157	12	169	496	103	179	52	500	51	71	464	48	1,070	4,481	
Divorce/Nullity	238	154	575	344	213	674	221	161	270	3,676	1,545	498	180	949	3,198	858	1,468	1,124	5,156	887	1,103	6,205	677	3,108	33,482	
Other Domestic Relations	275	307	525	517	168	1,002	227	112	260	2,075	1,081	473	186	1,292	535	474	762	737	3,719	841	970	4,335	545	1,512	22,930	
Adoption/Guardianship	30	0	34	22	10	26	4	9	15	329	85	9	11	41	308	138	91	108	1,949	26	43	134	29	495	3,946	
Paternity	551	624	772	1,075	167	1,097	412	209	399	781	1,080	414	100	1,047	313	91	642	810	2,607	1,169	1,787	6,343	649	6,405	29,544	
Domestic Violence	32	58	48	20	34	82	28	4	38	591	321	5	18	42	195	254	204	26	639	125	396	426	118	559	4,263	
Other General	227	177	388	894	101	628	84	293	179	4,748	1,147	574	127	663	4,005	823	1,050	700	1,663	653	987	8,656	424	8,574	37,765	
Unreported Category	2	0	3	4	0	2	1	0	0	3	0	2	1	0	0	0	1	0	242	8	0	10	0	1	280	
TOTAL JUVENILE	196	231	381	280	219	287	73	194	418	4,321	590	231	114	711	2,656	778	1,083	2,309	5,898	673	991	6,052	329	6,748	35,763	
Delinquency	161	215	370	264	211	285	71	181	412	4,284	555	225	98	513	2,640	756	867	2,161	4,179	634	942	3,872	323	4,495	28,714	
Adult	0	0	0	0	0	0	0	0	0	0	0	0	0	0	0	5	0	0	2	0	0	0	0	0	7	
Child In Need of Supervision	0	3	2	0	3	2	0	9	5	7	0	6	7	14	6	17	0	16	1	4	0	3	0	14	119	
Child In Need of Assistance	23	11	7	14	0	0	2	1	1	21	0	1	8	150	2	0	207	108	1,565	34	34	1,991	4	1,744	5,928	
Guardianship	1	2	2	2	0	0	0	2	0	0	0	0	0	19	0	0	0	13	97	0	9	166	2	112	427	
Adoption	11	0	0	0	0	0	0	1	0	0	0	0	1	10	0	0	0	0	40	0	5	0	0	370	438	
Peace Orders	0	0	0	0	0	0	0	0	0	13	6	0	0	5	0	0	9	10	7	1	0	0	0	9	60	
Unreported	0	0	0	0	5	0	0	0	0	16	8	0	0	0	8	0	0	1	7	0	1	20	0	4	70	
TOTAL CRIMINAL	833	489	2,295	1,173	212	1,315	262	178	352	6,638	2,070	605	153	2,433	4,896	1,746	1,909	1,604	6,784	507	1,572	10,097	420	24,782	73,325	
Indictment/Information	531	243	759	356	114	323	126	106	193	3,689	764	189	106	802	3,702	719	690	421	2,879	265	709	3,720	260	15,419	37,085	
Appeals From District Court:																										
Motor Vehicle	21	7	24	29	2	35	13	20	15	574	79	14	4	58	262	70	137	80	464	8	43	124	4	230	2,317	
Other	25	7	52	19	11	20	15	10	14	797	62	40	6	57	324	49	83	71	553	5	17	215	5	427	2,884	
Jury Trial Prayed - Motor	42	64	522	353	23	417	31	16	37	281	505	80	13	565	157	267	399	429	1,096	92	397	2,613	49	516	8,964	
Jury Trial Prayed - Other	204	168	928	414	60	511	73	23	86	1,267	640	277	21	932	435	640	596	594	1,792	133	343	3,226	100	8,062	21,525	
Non Support	0	0	1	0	0	7	0	0	0	12	0	2	0	0	0	0	2	6	0	0	12	0	0	0	42	
Post Conviction	6	0	8	2	1	1	3	2	7	0	17	0	3	16	14	1	1	0	0	2	34	195	0	97	410	
Unreported Category	4	0	1	0	1	1	1	1	0	18	3	3	0	3	2	0	1	3	0	2	17	4	2	31	98	
STATE	2,496	2,179	5,213	4,617	1,172	5,438	1,389	1,241	2,081	26,668	8,568	3,098	963	7,644	17,788	5,440	8,096	7,771	38,051	5,152	8,335	47,189	3,446	61,193	275,228	

NOTE: See note on Table CC-17. The juvenile data may be incomplete due to reporting problems.

TABLE CC-10
COURT TRIALS, JURY TRIALS, AND HEARINGS BY
COUNTY, CIRCUIT, AND FUNCTIONAL AREA
JULY 1, 2000—JUNE 30, 2001
FISCAL YEAR 2001

	Dorchester	Somerset	Wicomico	Worcester	Caroline	Cecil	Kent	Queen Anne's	Talbot	Baltimore	Harford	Allegany	Garrett	Washington	Anne Arundel	Carroll	Howard	Frederick	Montgomery	Calvert	Charles	Prince George's	St. Mary's	Baltimore City	TOTAL
TRIALS																									
<i>Civil</i>																									
Court Trials	10	5	129	24	1	1,215	27	45	18	2,009	270	386	25	98	469	35	240	72	524	8	118	69	14	1,213	7,024
Jury Trials	8	3	31	9	7	27	5	6	11	214	69	23	13	33	162	21	43	13	203	21	46	158	15	202	1,343
<i>Criminal</i>																									
Court Trials	8	3	53	628	8	13	2	10	7	75	17	7	2	70	366	100	32	19	95	3	11	18	7	131	1,685
Jury Trials	28	11	56	17	16	18	5	11	34	47	45	28	11	47	74	17	118	54	151	6	18	132	19	281	1,244
COUNTY TOTALS																									
Court Trials	18	8	182	652	9	1,228	29	55	25	2,084	287	393	27	168	835	135	272	91	619	11	129	87	21	1,344	8,709
Jury Trials	36	14	87	26	23	45	10	17	45	261	114	51	24	80	236	38	161	67	354	27	64	290	34	483	2,587
TOTAL	54	22	269	678	32	1,273	39	72	70	2,345	401	444	51	248	1,071	173	433	158	973	38	193	377	55	1,827	11,296
CIRCUIT TOTALS																									
	1ST CIRCUIT				2ND CIRCUIT				3RD CIRCUIT		4TH CIRCUIT			5TH CIRCUIT			6TH CIRCUIT		7TH CIRCUIT				8TH CIRCUIT		
Court Trials			860				1,346			2,371		588			1,242			710			248			1,344	8,709
Jury Trials			163				140			375		155			435			421			415			483	2,587
TOTAL			1,023				1,486			2,746		743			1,677			1,131			663			1,827	11,296
HEARINGS																									
<i>Civil</i>	968	1,126	1,095	1,678	1,740	641	862	796	1,143	7,297	1,676	951	402	1,842	9,385	2,764	1,427	1,756	19,223	2,190	5,133	19,943	1,020	5,257	90,315
<i>Criminal</i>	1,719	759	3,733	809	545	3,698	708	269	692	6,765	3,460	1,451	261	3,538	9,493	3,357	4,378	1,814	13,804	1,653	3,502	15,159	730	17,988	100,285
<i>Juvenile</i>	424	405	1,014	502	344	1,233	274	550	652	6,761	563	702	551	1,882	5,105	1,919	1,892	4,181	8,905	1,547	2,286	9,412	1,208	37,250	89,562
COUNTY TOTALS	3,111	2,290	5,842	2,989	2,629	5,572	1,844	1,615	2,487	20,823	5,699	3,104	1,214	7,262	23,983	8,040	7,697	7,751	41,932	5,390	10,921	44,514	2,958	60,495	280,162
	1ST CIRCUIT				2ND CIRCUIT				3RD CIRCUIT		4TH CIRCUIT			5TH CIRCUIT			6TH CIRCUIT		7TH CIRCUIT				8TH CIRCUIT		
CIRCUIT TOTALS			14,232				14,147			26,522		11,580			39,720			49,683			63,783			60,495	280,162

NOTE: Some differences may exist in the number of court trials for courts of similar size due to the recording of these events under incorrect headings.

TABLE CC-11
DOMESTIC VIOLENCE CASES HEARD IN THE CIRCUIT COURTS
FISCAL YEAR 2001

	EX PARTE			PROTECTIVE ORDER		
	Hearings	Orders Granted	Percent Granted	Hearings	Orders Granted	Percent Granted
First Circuit						
Dorchester	37	19	51.4	19	9	47.4
Somerset	40	30	75.0	30	20	66.7
Wicomico	28	14	50.0	15	6	40.0
Worcester	21	9	42.9	10	3	30.0
Second Circuit						
Caroline	63	59	93.7	50	33	66.0
Cecil	94	61	64.9	56	19	33.9
Kent	27	19	70.4	35	10	28.6
Queen Anne's	2	2	100.0	3	1	33.3
Talbot	27	20	74.1	25	15	60.0
Third Circuit						
Baltimore	444	245	55.2	294	94	32.0
Harford	330	198	60.0	312	117	37.5
Fourth Circuit						
Allegany	5	2	40.0	7	1	14.3
Garrett	28	16	57.1	28	8	28.6
Washington	19	13	68.4	26	6	23.1
Fifth Circuit						
Anne Arundel	155	122	78.7	72	40	55.6
Carroll	259	158	61.0	187	84	44.9
Howard	194	103	53.1	119	48	40.3
Sixth Circuit						
Frederick	3	3	100.0	1	1	100.0
Montgomery	671	430	64.1	577	250	43.3
Seventh Circuit						
Calvert	105	74	70.5	82	35	42.7
Charles	435	282	64.8	418	161	38.5
Prince George's	400	285	71.3	284	135	47.5
St. Mary's	75	47	62.7	62	26	41.9
Eighth Circuit						
Baltimore City	373	326	87.4	185	166	89.7
STATE	3,835	2,537	66.2	2,897	1,288	44.5

NOTE: This table represents only those hearings that were held in Fiscal Year 2001.

TABLE DC-3

COMPARATIVE TABLE ON CASES FILED OR PROCESSED
IN THE DISTRICT COURT OF MARYLAND

FISCAL 2000 – FISCAL 2001

	Motor Vehicle Cases Processed			Criminal Cases Processed			Civil Cases Filed		
	1999-00	2000-01	% Change	1999-00	2000-01	% Change	1999-00	2000-01	% Change
	District 1								
Baltimore City	122,898	103,890	-15.5	85,531	72,476	-15.3	213,382	206,493	-3.2
District 2									
Dorchester	9,005	9,358	3.9	1,401	1,267	-9.6	3,875	3,459	-10.7
Somerset	11,881	12,648	6.5	1,090	1,044	-4.2	2,047	2,312	12.9
Wicomico	29,632	25,403	-14.3	3,479	3,573	2.7	13,863	14,540	4.9
Worcester	21,408	19,801	-7.5	4,613	4,617	0.1	3,769	3,759	-0.3
District 3									
Caroline	6,583	6,760	2.7	1,431	1,263	-11.7	2,215	2,041	-7.9
Cecil	31,604	33,281	5.3	3,010	3,236	7.5	5,339	6,022	12.8
Kent	5,317	5,943	11.8	632	681	7.7	1,376	1,602	16.4
Queen Anne's	12,221	13,651	11.7	1,260	1,329	5.5	1,539	1,613	4.8
Talbot	12,793	13,229	3.4	1,486	1,566	5.4	2,520	2,251	-10.7
District 4									
Calvert	14,030	16,514	17.7	2,505	3,055	22.0	3,119	2,873	-7.9
Charles	28,626	30,286	5.8	3,992	4,850	21.5	7,081	7,258	2.5
St. Mary's	21,801	20,232	-7.2	2,456	2,671	8.8	5,161	5,065	-1.9
District 5									
Prince George's	164,910	144,658	-12.3	24,991	25,166	0.7	181,142	164,377	-9.3
District 6									
Montgomery	140,345	149,900	6.8	16,424	15,592	-5.1	77,469	66,019	-14.8
District 7									
Anne Arundel	107,183	102,626	-4.3	14,556	14,001	-3.8	41,173	42,878	4.1
District 8									
Baltimore	156,854	150,107	-4.3	23,682	23,663	-0.1	155,579	157,809	1.4
District 9									
Harford	38,571	37,566	-2.6	4,374	5,078	16.1	17,031	16,820	-1.2
District 10									
Carroll	28,812	29,883	3.7	3,570	3,721	4.2	5,948	6,318	6.2
Howard	58,726	56,632	-3.6	4,616	4,657	0.9	18,068	17,080	-5.5
District 11									
Frederick	31,640	37,411	18.2	3,962	4,286	8.2	10,508	10,351	-1.5
Washington	23,710	20,224	-14.7	4,117	4,176	1.4	10,984	11,682	6.4
District 12									
Allegany	12,154	11,144	-8.3	3,577	3,425	-4.2	3,635	3,200	-12.0
Garrett	9,958	10,746	7.9	975	1,015	4.1	924	722	-21.9
STATE	1,100,662	1,061,893	-3.5	217,730	206,408	-5.2	787,747	756,544	-4.0

TABLE DC-4
MOTOR VEHICLE, CRIMINAL, AND CIVIL CASES FILED AND PROCESSED IN THE DISTRICT COURT OF MARYLAND
JULY 1, 2000—JUNE 30, 2001
FISCAL YEAR 2001

	<i>Motor Vehicle Cases</i>					<i>Criminal Cases</i>		<i>Civil Cases</i>							<i>Total Cases Filed</i>
	<i>Cases Filed</i>	<i>Cases Tried</i>	<i>Cases Paid</i>	<i>Other Dispositions</i>	<i>Total Cases Processed</i>	<i>Cases Filed</i>	<i>Cases Processed</i>	<i>Landlord and Tenant</i>		<i>Contract and Tort</i>		<i>Other Complaints Filed</i>	<i>Total</i>		
								<i>Filed</i>	<i>Contested</i>	<i>Filed</i>	<i>Contested</i>		<i>Filed</i>	<i>Contested</i>	
DISTRICT 1	107,089	38,518	51,268	14,104	103,890	65,959	72,476	158,729	7,489	41,263	11,199	6,501	206,493	18,688	379,541
Baltimore City	107,089	38,518	51,268	14,104	103,890	65,959	72,476	158,729	7,489	41,263	11,199	6,501	206,493	18,688	379,541
DISTRICT 2	69,298	11,773	45,699	9,738	67,210	10,816	10,501	11,955	1,080	10,645	1,294	1,470	24,070	2,374	104,184
Dorchester	10,531	2,202	6,390	766	9,358	1,235	1,267	1,525	137	1,558	193	376	3,459	330	15,225
Somerset	12,684	1,605	9,664	1,379	12,648	1,059	1,044	990	100	1,177	116	145	2,312	216	16,055
Wicomico	25,863	4,527	16,810	4,066	25,403	3,258	3,573	8,581	703	5,332	563	627	14,540	1,266	43,661
Worcester	20,220	3,439	12,835	3,527	19,801	5,264	4,617	859	140	2,578	422	322	3,759	562	29,243
DISTRICT 3	80,472	15,091	50,009	7,764	72,864	7,101	8,075	6,018	548	6,402	1,088	1,109	13,529	1,636	101,102
Caroline	7,057	1,767	4,149	844	6,760	1,139	1,263	857	95	987	147	197	2,041	242	10,237
Cecil	36,786	4,753	24,926	3,602	33,281	2,840	3,236	3,572	221	2,056	359	394	6,022	580	45,648
Kent	6,299	1,240	4,109	594	5,943	589	681	485	66	994	93	123	1,602	159	8,490
Queen Anne's	15,627	3,178	8,824	1,649	13,651	1,190	1,329	383	55	1,094	234	136	1,613	289	18,430
Talbot	14,703	4,153	8,001	1,075	13,229	1,343	1,566	721	111	1,271	255	259	2,251	366	18,297
DISTRICT 4	62,741	14,535	37,474	15,023	67,032	9,926	10,576	7,039	519	7,067	1,534	1,090	15,196	2,053	87,863
Calvert	16,149	4,405	8,837	3,272	16,514	2,619	3,055	996	126	1,589	372	288	2,873	498	21,641
Charles	26,515	8,386	16,705	5,195	30,286	4,442	4,850	3,127	286	3,602	770	529	7,258	1,056	38,215
St. Mary's	20,077	1,744	11,932	6,556	20,232	2,865	2,671	2,916	107	1,876	392	273	5,065	499	28,007
DISTRICT 5	126,888	38,920	67,282	38,456	144,658	21,017	25,166	123,935	7,321	35,813	9,376	4,629	164,377	16,697	312,282
Prince George's	126,888	38,920	67,282	38,456	144,658	21,017	25,166	123,935	7,321	35,813	9,376	4,629	164,377	16,697	312,282
DISTRICT 6	153,768	43,633	90,737	15,530	149,900	12,501	15,592	36,789	1,299	24,762	6,430	4,468	66,019	7,729	232,288
Montgomery	153,768	43,633	90,737	15,530	149,900	12,501	15,592	36,789	1,299	24,762	6,430	4,468	66,019	7,729	232,288
DISTRICT 7	101,591	28,681	55,192	18,753	102,626	12,892	14,001	26,913	753	13,449	3,692	2,516	42,878	4,445	157,361
Anne Arundel	101,591	28,681	55,192	18,753	102,626	12,892	14,001	26,913	753	13,449	3,692	2,516	42,878	4,445	157,361
DISTRICT 8	149,810	56,933	72,694	20,480	150,107	19,090	23,663	117,821	2,910	33,978	8,913	6,010	157,809	11,823	326,709
Baltimore	149,810	56,933	72,694	20,480	150,107	19,090	23,663	117,821	2,910	33,978	8,913	6,010	157,809	11,823	326,709
DISTRICT 9	39,342	11,715	22,427	3,424	37,566	4,113	5,078	10,191	381	5,267	1,532	1,362	16,820	1,913	60,275
Harford	39,342	11,715	22,427	3,424	37,566	4,113	5,078	10,191	381	5,267	1,532	1,362	16,820	1,913	60,275
DISTRICT 10	89,158	26,908	51,909	7,698	86,515	7,466	8,378	13,947	681	8,198	2,238	1,253	23,398	2,919	120,022
Carroll	30,149	9,703	17,480	2,700	29,883	3,153	3,721	2,628	194	3,113	656	577	6,318	850	39,620
Howard	59,009	17,205	34,429	4,998	56,632	4,313	4,657	11,319	487	5,085	1,582	676	17,080	2,069	80,402
DISTRICT 11	61,475	13,715	37,493	6,427	57,635	8,460	8,462	11,414	746	9,248	1,654	2,624	23,286	2,400	93,221
Frederick	39,744	9,778	23,520	4,113	37,411	4,070	4,286	5,190	249	4,450	991	711	10,351	1,240	54,165
Washington	21,731	3,937	13,973	2,314	20,224	4,390	4,176	6,224	497	4,798	663	660	11,682	1,160	37,803
DISTRICT 12	23,232	3,454	15,851	2,585	21,890	4,471	4,440	1,030	288	2,722	470	170	3,922	758	31,625
Allegany	11,432	2,412	6,972	1,760	11,144	3,426	3,425	924	270	2,155	354	121	3,200	624	17,134
Garrett	11,800	1,042	8,879	825	10,746	1,045	1,015	106	18	567	116	49	722	134	13,567
STATE	1,064,864	303,876	598,035	159,982	1,061,893	183,812	206,408	525,781	24,015	198,814	49,420	31,949	756,544	73,435	2,005,220

TABLE DC-11										
DRIVING WHILE INTOXICATED DISPOSITIONS										
FISCAL YEAR 2001										
	Guilty	Not Guilty	Probation Before Judgment	Nolle Prossed	Stet	Merged	Jury Trial Prayers	Dis-mis sed	Miscel-la neous	Total Dispositions
District 1										
Baltimore City	480	52	575	199	148	4	102	16	13	1,589
District 2										
Dorchester	103	6	30	39	0	0	10	2	0	190
Somerset	137	4	102	41	1	0	21	0	1	307
Wicomico	272	30	212	69	16	0	126	1	2	728
Worcester	352	23	277	120	0	0	77	0	0	849
District 3										
Caroline	142	6	50	34	11	0	8	1	1	253
Cecil	278	31	207	249	23	2	267	0	6	1,063
Kent	118	8	76	13	10	0	5	1	1	232
Queen Anne's	234	11	113	95	2	0	2	7	1	465
Talbot	154	18	126	41	3	0	24	0	3	369
District 4										
Calvert	383	3	349	94	55	0	25	1	4	914
Charles	628	9	502	88	22	1	134	7	9	1,400
St. Mary's	336	2	264	289	20	1	20	27	6	965
District 5										
Prince George's	183	99	513	1,859	158	14	1,488	46	23	4,383
District 6										
Montgomery	1,165	210	2,184	2,301	326	16	647	35	56	6,940
District 7										
Anne Arundel	1,073	285	1,343	2,135	1,979	37	91	42	43	7,028
District 8										
Baltimore	1,305	109	1,541	452	29	7	69	25	28	3,565
District 9										
Harford	635	9	645	79	21	0	161	10	14	1,574
District 10										
Carroll	288	23	303	144	85	11	132	4	3	993
Howard	416	45	771	224	38	0	103	9	8	1,614
District 11										
Frederick	461	8	630	139	31	0	226	3	4	1,502
Washington	183	2	223	32	9	0	141	0	5	595
District 12										
Allegany	225	8	235	53	18	0	17	0	1	557
Garrett	103	4	143	41	19	2	2	0	0	314
STATE	9,654	1,005	11,414	8,830	3,024	95	3,898	237	232	38,389

TABLE DC-12

**THREE-YEAR COMPARATIVE TABLE
EMERGENCY EVALUATION, DOMESTIC ABUSE AND PEACE ORDER HEARINGS
HELD IN THE DISTRICT COURT OF MARYLAND**

FISCAL 1999 – FISCAL 2001

	Emergency Evaluations			Domestic Abuse			Peace Orders	
	1998-99	1999-00	2000-01	1998-99	1999-00	2000-01	1999-00*	2000-01
District 1								
Baltimore City	631	586	579	3,925	3,510	3,474	481	652
District 2								
Dorchester	13	20	19	119	122	126	42	46
Somerset	3	2	1	24	43	40	4	18
Wicomico	54	65	37	542	512	516	85	143
Worcester	22	14	21	164	202	149	57	72
District 3								
Caroline	3	7	2	106	88	106	17	40
Cecil	34	32	35	310	347	348	86	150
Kent	4	4	4	29	38	28	8	8
Queen Anne's	14	7	18	106	123	124	49	40
Talbot	4	7	8	70	94	74	18	21
District 4								
Calvert	13	14	14	166	182	232	72	114
Charles	54	60	54	232	310	308	153	230
St. Mary's	44	39	24	167	203	166	80	109
District 5								
Prince George's	386	384	299	3,317	3,410	3,606	613	1,057
District 6								
Montgomery	408	433	368	1,271	1,250	1,250	516	842
District 7								
Anne Arundel	298	288	318	1,676	1,743	1,859	416	626
District 8								
Baltimore	447	493	590	2,807	3,169	3,475	845	1,415
District 9								
Harford	53	53	62	364	446	599	257	304
District 10								
Carroll	34	31	34	306	321	310	89	155
Howard	108	90	123	355	416	446	202	280
District 11								
Frederick	57	69	79	479	498	480	172	343
Washington	62	75	62	586	665	728	199	297
District 12								
Allegany	30	29	34	262	277	287	74	94
Garrett	10	18	17	106	109	98	25	29
STATE	2,786	2,820	2,802	17,489	18,078	18,829	4,560	7,085

NOTE: The Peace Orders statistics for Fiscal Year 2000 do not reflect the entire year. Legislation establishing Peace Orders did not go into effect until Fiscal Year 2000.